

IPR 2026 Congress

Boston, Massachusetts | June 1-5



Sustainability for Pediatric Radiology:
Workforce, Wellness, and Planetary Health



General Information

| | |
|---|---|
| Overview..... | 3 |
| Learning Objectives..... | 3 |
| Accreditation Statement..... | 4 |
| Credit Designation Statement..... | 4 |
| Evaluation Credit Claiming..... | 4 |
| Disclosure of Relevant Financial Relationships..... | 4 |
| Disclosure of Commercial Support..... | 4 |
| Internet Access | 4 |
| Mobile Meeting App | 4 |
| Registration Desk..... | 5 |
| Speaker Ready Room | 5 |
| Meeting Contact | 5 |

Highlights

| | |
|--|---|
| Hybrid Sessions In-Person + Live Online..... | 6 |
| Live Online Access..... | 6 |
| Electronic Posters (Non-CME)..... | 6 |
| Online Cases of the Day Competition (Non-CME) | 6 |
| Pediatric CEUS Hands-On Workshop (Non-CME)..... | 7 |
| Protocol Sessions (Non-CME) | 7 |
| Engaging and Connecting with Art and Each Other (Non-CME)..... | 7 |

Special Events

| | |
|--|---|
| Trainee Coffee Bar: Informal Networking Opportunity..... | 8 |
| Early Career & Trainee Luncheon..... | 8 |
| Trainee Reception..... | 8 |
| Awards Ceremony | 8 |
| Welcome Reception..... | 8 |
| IPR Shark Tank | 8 |
| SPR Research and Education Foundation Symposium | 9 |
| SPR Research and Education Foundation Fun Run | 9 |
| IPR Night At Fenway – Boston Red Sox Vs. Baltimore Orioles | 9 |
| Business Meetings..... | 9 |
| Annual Banquet..... | 9 |

Exhibits

| | |
|-----------------------------------|----|
| Exhibit Hall Schedule | 10 |
| Exhibit Hall Kick-Off Party | 10 |

Program Schedule

| | |
|------------------------|-------|
| Monday, June 1 | 11-17 |
| Tuesday, June 2..... | 18-26 |
| Wednesday, June 3..... | 27-32 |
| Thursday, June 4..... | 33-41 |
| Friday, June 5..... | 42-45 |

Meeting Space

| | |
|-----------------------|----|
| Hotel Floor Plan..... | 46 |
|-----------------------|----|

Looking Ahead

| | |
|----------------------------------|----|
| Upcoming Meetings & Events | 50 |
|----------------------------------|----|

OVERVIEW

We are excited to welcome you to the International Pediatric Radiology (IPR) 2026 Congress, the 9th Conjoint Meeting of the Society for Pediatric Radiology and the European Society of Paediatric Radiology, as we focus on **“Sustainability for Pediatric Radiology: Workforce, Wellness, and Planetary Health.”** Since the inaugural IPR was convened in Toronto in 1987, the IPR has grown into a global event which defines the current state of pediatric radiology today. This meeting will bring the pediatric radiology community together to learn more about state-of-the-art pediatric imaging and its positive impact on the children we serve. The congress will be held June 1-5 at the Hilton Boston Park Plaza in Boston, Massachusetts.

This year, the full 4.5 days of the meeting will provide a mix of scientific, clinical and non-clinical topics in addition to featured lectures, the ever-popular IPR Olympics, and Shark Tank!

The educational content is designed to enhance the competence of learners in effectively identifying and navigating challenges and changes in pediatric radiology, including applying the most up-to-date research, technologies, and procedures available to optimally diagnose and treat children. By offering live broadcast of our hybrid sessions, we hope to broaden our reach and global impact.

LEARNING OBJECTIVES

At the conclusion of the congress attendees should be able to:

1. Summarize the most current information on state-of-the-art pediatric imaging, intervention and research.
2. Describe new technologies and clinical workflow for pediatric imaging and intervention.
3. Explain the potential impact of artificial intelligence on education and implementation in pediatric imaging.
4. Learn how to maintain department workforce and increase understanding of professionalism, leadership transition, inequalities in workforce and physician wellness.
5. Discuss the importance of supporting pediatric imaging at a global level and increase knowledge sharing to improve the care of children globally.



General Information

ACCREDITATION STATEMENT

This activity has been planned and implemented in accordance with the accreditation requirements and policies of the Accreditation Council for Continuing Medical Education (ACCME) through the joint providership of Michigan State Medical Society and Society for Pediatric Radiology. The Michigan State Medical Society is accredited by the ACCME to provide continuing medical education for physicians.

CREDIT DESIGNATION STATEMENT

The Michigan State Medical Society designates this live activity for a maximum of 29.5 AMA PRA Category 1 Credits™. Physicians should claim only the credit commensurate with the extent of their participation in the activity.

EVALUATION | CREDIT CLAIMING

To complete the required activity evaluation, claim credit and obtain a credit certificate, you must access the IPR 2026 activity within the SPR Online Learning Center – XPress (<https://myedu.spr.org/p/IPR26>). All attendees have access to the IPR 2026 activity via the link above beginning the week before the meeting. The evaluation must be completed in order to claim credit. The username and password required to access XPress are the same as those used to log into the SPR website. Please see the staff at the Registration Desk onsite with questions or email us at info@spr.org.



DISCLOSURE OF RELEVANT FINANCIAL RELATIONSHIPS

Full disclosure information can be accessed via the IPR 2026 activity within the SPR Online Learning Center – XPress: <https://myedu.spr.org/p/IPR26>.

DISCLOSURE OF COMMERCIAL SUPPORT

This activity has been supported by an unrestricted educational grant from Guerbet LLC.

INTERNET ACCESS

Internet access will be available throughout the meeting space using the following credentials:

Network Name: IPRCongress

Password: boston2026

MOBILE MEETING APP

Looking for the most up-to-date information including important announcements, session details, networking opportunities, and much more? Access the mobile meeting app by downloading the Guidebook app on your mobile device. Within the Guidebook app, search for IPR 2026 by entering the passphrase: boston2026. All attendees will be able to access the app beginning the week before the meeting.

REGISTRATION DESK

Exeter Foyer

SPR staff members will be available to assist you at the registration desk during the following hours:

| | |
|-------------------|--------------------|
| Sunday, May 31 | 2:00 PM – 5:30 PM |
| Monday, June 1 | 7:00 AM – 5:30 PM |
| Tuesday, June 2 | 6:30 AM – 5:30 PM |
| Wednesday, June 3 | 6:30 AM – 5:30 PM |
| Thursday, June 4 | 6:30 AM – 5:30 PM |
| Friday, June 5 | 6:30 AM – 12:00 PM |

SPEAKER READY ROOM

Hancock

Presenters must bring their presentation(s) to the Speaker Ready Room the day prior to their scheduled presentation. Hours of operation are as follows:

| | |
|-------------------|--------------------|
| Sunday, May 31 | 2:00 PM – 5:30 PM |
| Monday, June 1 | 7:00 AM – 5:30 PM |
| Tuesday, June 2 | 6:00 AM – 5:30 PM |
| Wednesday, June 3 | 6:00 AM – 5:30 PM |
| Thursday, June 4 | 6:00 AM – 5:30 PM |
| Friday, June 5 | 6:00 AM – 12:00 PM |

MEETING CONTACT

Society for Pediatric Radiology

info@spr.org

HYBRID SESSIONS IN-PERSON + LIVE ONLINE



A special track has been designated within the educational program to be broadcast live online via the Zoom Webinar platform (slides and audio only). Sessions included in this In-Person + Live Online Track are designated as a “Hybrid Session” within the program. Both in-person registrants and those registered for only Live Online participation will have access to the broadcast to offer flexibility to our in-person learners as well. .

LIVE ONLINE ACCESS

The link to the live broadcast of the hybrid sessions is available via the IPR 2026 activity within the SPR Online Learning Center – XPress (<https://myedu.spr.org/p/IPR26>). All registered attendees have access to the IPR 2026 activity via the link above beginning the week prior to the meeting.



On-demand viewing will not be an option. Live participation, either in-person or remotely, is required for attendance and credit claiming. An enduring, on-demand offering will be created from the session recordings and offered for purchase following the meeting. Access to the on-demand recordings is not included in the cost of registration for the live activity.

ELECTRONIC POSTERS (NON-CME)

Scientific, Educational, and Case Report poster exhibits are available for viewing from personal devices via the SPR Poster Archive Site – <https://pedrad.abstractarchives.com>. Make sure to browse the excellent 2026 posters!

ONLINE CASES OF THE DAY COMPETITION (NON-CME)

Monday, June 1 – Friday, June 5

On each day of the congress, a web-based “Cases of the Day” competition will feature new unknown cases in various categories to challenge your pediatric radiology knowledge. To participate, visit <https://iprcases.org> on your mobile device. After completing a simple one-time registration process, you will be able to view cases and submit your answers online beginning at 12:00 AM daily. This activity will be available to both attendees and those not registered, so feel free to pass the link along to your colleagues! Winners of the competition will be announced following the congress.



PEDIATRIC CONTRAST-ENHANCED ULTRASOUND HANDS-ON WORKSHOP (NON-CME)

Monday, June 1 – Thursday, June 4

Newbury Room

This thirty-minute small group, hands-on workshop will be offered numerous times over the course of four days. Each workshop is the same to allow for scheduling flexibility and maximum participation. To view available workshop times and sign up, visit <https://bit.ly/IPRUS26>. Participants will practice contrast-enhanced ultrasound (CEUS) scanning using teaching models that will simulate intravenous CEUS and contrast-enhanced voiding urosonography applications. Contrast preparation, scanning technique, and clinical aspects of CEUS will be discussed. This workshop is sponsored by Bracco Diagnostics, Children's Hospital of Philadelphia, GE HealthCare, Philips Healthcare, Samsung, and Siemens Healthineers.

PROTOCOL SESSIONS (NON-CME)

Wednesday, June 3, 7:00 – 7:45 AM

CT – Grand Ballroom A

MR – Grand Ballroom B

Ultrasound – Avenue 34

The goal of these sessions is to develop, through discussion and interaction, manufacturer-specific CT, MR, and US protocol improvements. Come prepared with your specific questions and challenges. The discussion will be led by experts in the field who have hands-on experience with equipment operation and protocol design. Vendors will also have representatives present, who can respond to questions about trouble with specific exam types, sequencing, best sequencing processes, image optimization, dose reduction, etc.

ENGAGING AND CONNECTING WITH ART AND EACH OTHER (NON-CME)

Friday, June 5, 2:00 PM – 5:00 PM

Museum of Fine Arts Boston

Join us for an immersive museum experience led by experienced art educators, utilizing art museum-based methodologies such as Visual Thinking Strategies (VTS) to spark curiosity, promote critical inquiry, and cultivate meaningful dialogue. Through facilitated conversations, participants will explore the museum as a way to foster empathy, creativity, and deeper engagement with art and one another. Whether you are an art enthusiast or simply curious, this three-hour program offers a transformative approach to seeing and experiencing art. Registration is \$75 per person and is limited to meeting attendees only; no guests please.

Highlights

TRAINEE MEET-UP EVENTS

Students, residents, fellows, and early career radiologists are invited to network with colleagues and build new professional relationships at these fun and engaging events designed especially for trainees! Pediatric radiologists will be available to connect and answer any questions you may have.

TRAINEE COFFEE BAR: INFORMAL NETWORKING OPPORTUNITY

Monday, June 1 – Wednesday, June 3, 10:00 – 10:30 AM

Statler Room

(Complimentary coffee and drinks for students and trainees)

EARLY CAREER & TRAINEE LUNCHEON

Tuesday, June 2, 12:00 – 1:15 PM

Statler Room

(Lunch provided for the first 80 participants on a first come, first served basis)

TRAINEE RECEPTION

Tuesday, June 2, 6:00 – 7:00 PM

Lobby Restaurant Lounge

(Drink ticket provided for the first 80 participants on a first come, first served basis)

AWARDS CEREMONY

Monday, June 1, 4:00 – 5:30 PM

Grand Ballroom A

Celebrate with us as we honor our ESPR, SPR, and SPR REF 2026 Awardees!

WELCOME RECEPTION

Monday, June 1, 5:30 – 6:30 PM

Georgian Room

Join us as we kick off IPR 2026! Light hors d'oeuvres and refreshments will be served. Attire is business casual. All attendees are welcome! Thank you to DocPanel for sponsoring the reception!

IPR SHARK Tank

Tuesday, June 2, 4:00 – 5:00 PM

Grand Ballroom A

Cheer on your colleagues as they pitch their JAW-DROPPING idea in pediatric diagnostic or interventional imaging to our panel of judges for a chance to win up to \$8,000 provided by Philips Healthcare!

SPR RESEARCH AND EDUCATION FOUNDATION SYMPOSIUM

Tuesday, June 2, 5:00 – 5:50 PM

Grand Ballroom A

Gather with your colleagues as we hear about the great work made possible by the SPR REF! Updates from recipients of past SPR REF grants will serve to both educate and inspire!

SPR RESEARCH AND EDUCATION FOUNDATION FUN RUN

Wednesday, June 3, 6:00 AM

*Meet in the hotel lobby at 5:45 AM**Underwritten by Boston Children's Hospital*
**Boston
Children's
Hospital**

Join us for the popular SPR REF Fun Run! Advance registration is required. The entrance fee is \$30 and includes a t-shirt. Both runners and walkers are welcome! Proceeds from the event support the SPR Research and Education Foundation.

IPR NIGHT AT FENWAY – BOSTON RED SOX VS. BALTIMORE ORIOLES

Wednesday, June 3, first pitch at 6:45 PM

Enjoy an evening at the ballpark with your friends and colleagues! A group of tickets has been set aside for congress attendees to be booked directly via the online portal. The booking link will be available on the IPR website (<https://bit.ly/IPR2026>) until June 2. Don't delay – tickets may sell out prior to this date. We hope you will join us!

BUSINESS MEETINGS

Thursday, June 4, 5:00 – 6:30 PM

*ESPR General Assembly – Avenue 34**SPR Business Meeting – Grand Ballroom B*

Calling all ESPR and SPR society members! Join us as we share pertinent information and review the state of the societies! Members only, please.

ANNUAL BANQUET

Thursday, June 4, 7:00 – 10:00 PM

Grand Ballroom A

Enjoy a night of fun and merriment! You won't want to miss the great food, dancing, and entertainment! Tickets are available for \$150 each.

EXHIBIT HALL SCHEDULE

Monday, June 1 – Thursday, June 4

Georgian Room



| | |
|--------------------------|---|
| Monday, June 1 | |
| 7:00 AM – 8:00 AM | Continental Breakfast in the Exhibit Hall |
| 10:00 AM – 10:30 AM | Exhibit Hall Kick-off Party Join us as we welcome our 2026 IPR exhibitors! |
| 3:30 PM – 4:00 PM | Exhibit Hall Break |
| Tuesday, June 2 | |
| 6:30 AM – 8:00 AM | Continental Breakfast in the Exhibit Hall |
| 10:00 AM – 10:30 AM | Exhibit Hall Break |
| 3:30 PM – 4:00 PM | Exhibit Hall Break |
| 6:00 PM – 6:45 PM | Mix & Mingle Leadership Product Showcase (invitation only) |
| Wednesday, June 3 | |
| 6:30 AM – 8:00 AM | Continental Breakfast in the Exhibit Hall |
| 10:00 AM – 10:30 AM | Exhibit Hall Break |
| 3:30 PM – 4:00 PM | Exhibit Hall Break |
| Thursday, June 4 | |
| 6:30 AM – 8:00 AM | Continental Breakfast in the Exhibit Hall |
| 10:00 AM – 10:30 AM | Exhibit Hall Break |

EXHIBIT HALL KICK-OFF PARTY

Monday, June 1, 10:00 – 10:30 AM

Georgian Room

Many sponsoring companies are hosting exhibits at this year's meeting. Join us for this kick-off party to thank the representatives for their support and learn about their latest products and services. The following companies will be in attendance:

- American Board of Radiology
- AIRS Medical
- Bayer Pharmaceuticals
- Boston Children's Hospital
- Bracco Diagnostics
- Canon Medical HIT
- Canon Medical Systems
- Crescom
- DocPanel
- DOMED
- Eyas Medical Imaging
- GE HealthCare
- Guerbet
- InkSpace Imaging
- LMT Medical Systems
- MILVUE
- Mindray
- MRIguidance
- Neoscan Solutions GmbH
- Norton Children's
- Ochsner Health
- PediaRad
- Philips Healthcare
- Polarean
- Radia
- Radiology Associates of North Texas
- RADPAC
- Samsung
- SealCath
- Siemens Healthineers
- Visiana

(List current as of May 1)

Monday, June 1, 2026

12:00 AM – 11:59 PM **Cases of the Day Online Activity**, *Online*

7:00 AM – 8:00 AM **Continental Breakfast & Exhibit Hall**, *Georgian Room*

7:00 AM – 7:45 AM **IPR Networking Breakfast with the American Association for Women In Radiology**, *Statler Room*
Grab breakfast from the Exhibit Hall and join us!

7:00 AM – 5:30 PM **Registration**, *Exeter Foyer*

I: Opening Keynote Lecture (Hybrid Session) »»

7:45 AM – 8:50 AM *Grand Ballroom A*

Moderator: Michael J. Callahan, MD

7:45 AM **Welcome and Introduction**
Michael J. Callahan, MD; Rick R. van Rijn, MD, PhD

8:05 AM **The Importance of Medical Imaging for Pediatric Health Care – The Perspective from a CEO**
Kevin B. Churchwell, MD

II-A: Scientific Session – Fetal I

9:00 AM – 10:00 AM *Grand Ballroom B*

Moderators: Willemijn M. Klein, MD, PhD & Jennifer N. Kucera, MD, MS

9:00 AM **#1 | Deep Learning Fetal MRI Thorax Segmentation for Rapid Total Lung Volume and Percent Predicted Lung Volume Estimation**
Shruti Hegde, MS

9:10 AM **#2 | Evaluation of an Expert-driven Sonographic Staging System in Necrotizing Enterocolitis for Predicting Bowel Injury**
Ricardo Faingold, MD

9:20 AM **#3 | Post Mortem MRI of the Brain: Are We Helping the Pathologists?**
Divya Vaid, MD

9:30 AM **#4 | Chest CT Characteristics of Congenital Lung Lesions Differentiate Between Low- and High-risk Pathologies**
Boaz Karmazyn, MD

9:40 AM **#5 | Contrast-Enhanced Head Ultrasound (ceHUS) of the Brain in Neonates: Clinical Utility and Impact on Management**
Christian Cano-Guerra, MD

9:50 AM **#6 | Fetal MRI of Neonatal Bowel Obstruction: From Signal to Syndrome**
Elizabeth England, MD

Conference Tracks

»» Hybrid Sessions

■ General Sessions

■ Sunrise

■ Scientific Sessions

■ Categorical Sessions

■ Non-CME Sessions

II-B: Scientific Session – Health Policy I

9:00 AM – 10:00 AM *Avenue 34*

Moderators: Owen J. Arthurs, FRCR & David B. Larson, MD, MBA

9:00 AM **#7 | Identifying Radiological Opportunities for Improved Outcomes in Children with Emergent Surgical Disorders in Mbarara, Uganda - A Survey**
Alexa Lavergne, BS

9:10 AM **#8 | Challenges in Implementing Ultrasound-guided Hydrostatic Reduction of Intussusception: Perspectives from Radiologists Trained and Practicing in Resource-limited Settings**
Bethelhem Belachew, MD

9:20 AM **#9 | Sustained Quality Improvement Through a Radiology Quality Assurance Feedback Tool Embedded in PACS**
Jeffrey Sim, DO

9:30 AM **#10 | Pediatric MRI Safety: Frequency, Types, and Severity of Zone IV MRI Safety Events at Five U.S. Children's Hospitals**
Anna Guan, MD

9:40 AM **#11 | Geographic Differences in the Supply of and Demand for Pediatric Radiologists in the United States, 2020-2023**
Casey Pelzl, MPH

9:50 AM **#12 | Optimizing Contrast Agent Selection in Pediatric Liver MRI: Lessons from Exclusive Eovist Use**
Tushar Kumar, MD

II-C: Scientific Session – Neuro I (Hybrid Session) »»

9:00 AM – 10:00 AM *Grand Ballroom A*

Moderators: Winnie C.W. Chu, MD & Vasileios G. Xydis, MD, PhD

9:00 AM **#13 | ASL Perfusion for the Differentiation of Embryonal Brain Tumor Subtypes in Children**
Volodia Dangouloff-Ros, MD, PhD

9:10 AM **#14 | Correlation of MRI Findings in Retinoblastoma with Histopathology**
Vasundhara Patil, MD

9:20 AM **#15 | Deep Learning-enhanced ZTE MRI Improves Osseous Detail, Noise Perception, and Inter-reader Agreement in Spinal Imaging**
Manuel Patino

9:30 AM **#16 | Evaluation of Three Different FAST Brain MRI Approaches in Children**
Selma Sirin

9:40 AM **#17 | Pharmacokinetics, Safety and Efficacy of Gadopiclenol in 0-2 Years Old Pediatric Patients Undergoing MRI**
Donna Roberts, MD

9:50 AM **#18 | Radiologic Review in Demonstrating Pediatric SMARCB1-deficient Chordoma Chemosensitivity and Impact on Surgical Strategy**
Liesbeth Cardoen, MD

10:00 AM – 10:30 AM **Exhibit Hall Kick-off Party**, *Georgian Room*
Join us as we welcome our 2026 IPR exhibitors!

10:00 AM – 10:30 AM **Trainee Coffee Bar: Informal Networking Opportunity**
Statler Room

III-A: Scientific Session – AI/Tech I

10:30 AM – 12:00 PM *Avenue 34*

Moderators: Safwan Halabi, MD, FACR & Susan C. Shelmerdine, FRCR, MBBS, PhD

10:30 AM **Keynote Presentation: How in the World Did I Miss That?**
Jeremy M. Wolfe, PhD

10:50 AM **#19 | Radiomics and Deep Learning-based Analysis of MRI Growth Plate Images for Predicting Skeletal Maturity in Adolescents**
Brian Prashad

11:00 AM **#20 | Real-life Performance of an Artificial Intelligence-based Fracture Detection Software in a Paediatric Emergency Department**
Irmhild Altmann-Schneider

11:10 AM **#21 | Automatic Detection of Lung Infections, Endotracheal Tubes, and Other Medical Devices in Chest Radiographs Using Radiomics**
Warid Islam, PhD


11:20 AM **#22 | Pediatric Fracture Detection with CNN-Based Algorithms: Where Do We Really Stand? Benchmarking Performance Across Three Leading Commercial AI Solutions**
Jan Rudolph


11:30 AM **#23 | Validating URO-VISION: A Fully Automated Tool for Reliable Functional MR Urography in Congenital Anomalies of the Kidney and Urinary Tract (CAKUT)**
Giulia Gnocchi

11:40 AM **#24 | AI-Based CT Body Composition Biomarkers in Newly Diagnosed Pediatric IBD: Comparison with Healthy Controls**
Alexandra Glenn, MD

11:50 AM **#25 | Assessment of Fully Automated Artificial Intelligence Pipeline for CT Body Composition Analysis in a Healthy Pediatric Population**
Alexandra Glenn, MD


Conference Tracks

 Hybrid Sessions

 General Sessions

 Sunrise

 Scientific Sessions

 Categorical Sessions

 Non-CME Sessions

III-B: Categorical Session – Fetal

10:30 AM – 12:00 PM *Grand Ballroom B*

Moderators: Judy A. Estroff, MD & Monica Rebollo Polo, MD

10:30 AM **Overview of Most Common Fetal Surgeries**
Leah G. Scheller, MD

10:50 AM **Posterior Fossa Abnormalities**
Andrea Righini, MD

11:10 AM **Conveying Results to Families/Fetal Counseling**
Zachary Trenbeath, MD

11:30 AM **Imaging the Genetic Fetus: A Systemic Approach**
Carolina Guimaraes, MD; Selima Siala, MD

11:50 AM **Discussion and Q&A**

III-C: Categorical Session – Interventional (Hybrid Session)))

10:30 AM – 12:00 PM *Grand Ballroom A*

Moderators: Michael Collard, MD & Simon P. McGuirk, MBBS, PhD

10:30 AM **Biopsy and Liquid Biopsy**
Simon P. McGuirk, MBBS, PhD

10:50 AM **Interventional Oncology: Treatment for Solid Tumors**
Giulia Cassanelli, MD

11:10 AM **Interventional Oncology: Palliative Care**
Michael Acord, MD

11:30 AM **Interventional Radiology: Roles in Symptom and Pain Management**
Vaz Zavaletta, MD, PhD

11:50 AM **Discussion and Q&A**

12:00 PM – 1:30 PM **Lunch on Your Own**

**GE HealthCare Lunch Symposium (Non-CME):
Inside Pediatric MRI: Ideas, Innovation, Impact**

Space is limited. Reference the meeting app for details.

12:15 PM – 1:15 PM *Statler Room*

Pediatric Contrast-Enhanced Ultrasound Hands-on Workshop (Non-CME)

1:30 PM – 3:30 PM *Newbury Room*

See page 7 for details



IV-A: Scientific Session – GI I

1:30 PM – 3:30 PM *Grand Ballroom B*

Moderators: Sherwin S. Chan, MD, PhD & Rick R. van Rijn, MD, PhD

- | | |
|---------|--|
| 1:30 PM | Keynote Presentation: Pancreatic Imaging Updates Andrew T. Trout, MD |
| 1:50 PM | #26 Diagnostic Utility of Diffusion-weighted Magnetic Resonance Imaging in Pediatric Interstitial Edematous Pancreatitis: A Preliminary Experience Shubham Saini, MD |
| 2:00 PM | #27 Multicenter Analysis of Time Interval to Intussusception Reduction: Success and Complication Rates Naomi A. Strubel, MD |
| 2:10 PM | #28 How to Non-invasively Diagnose Portal Vein Anastomotic Stenosis after Pediatric Liver Transplantation; Results from the Multicenter PORTAL Registry Martijn Vincent Verhagen, MD |
| 2:20 PM | #29 Deep Learning Reconstruction Improves Appendix Visualization on Pediatric MRI: A Single Center Experience Sebastian Gallo-Bernal, MD |
| 2:30 PM | #30 From Score to Scan: How Pediatric Appendicitis Scores Drive MRI Utilization Rama Ayyala, MD |
| 2:40 PM | #31 Quantitative Microvascular Ultrasound Imaging of the Bowel Wall in Paediatric Crohn's Disease Mateusz Patyk, MD, PhD |
| 2:50 PM | #32 Associations Between Quantitative MRI Biomarkers and Histologic Findings in Pediatric Metabolic Dysfunction-associated Steatotic Liver Disease (MASLD) Karthik Padmanabhan, MD |
| 3:00 PM | #33 Multi-modal AI Prediction of Anti-TNF Treatment Response in Pediatric Patients with Crohn's Disease Jonathan Dillman, MD, MSc |
| 3:10 PM | #34 AI-Powered Ultrasound Radiofrequency Analysis for Non-invasive Pediatric Liver Fat Quantification Gayoung Choi, MD, PhD |
| 3:20 PM | #35 Fasting Does Not Improve Image Quality in Pediatric Abdominal Ultrasound Jeffrey Tutman, MD |

Conference Tracks



Hybrid Sessions



General Sessions



Sunrise



Scientific Sessions



Categorical Sessions



Non-CME Sessions

IV-B: Scientific Session – MSK I

1:30 PM – 3:30 PM Avenue 34

Moderators: Gnasi Barber, PhD & Sarah D. Bixby, MD, MBA

1:30 PM **Keynote Presentation: Developing a Pediatric MSK Section - A 15 Year Journey**

Maresh Thapa, MD, MEd

1:50 PM **#36 | Quantitative MRI Fat Fraction of the Bone Marrow: A Non-invasive Technique to Diagnose Diffuse Bone Marrow Malignancy and Monitor Treatment Response**

Michael Navarro, BS

2:00 PM **#37 | Diffusion Tensor Imaging of the Physis to Assess Skeletal Growth: Associations with Growth, Growth Cessation, and Response to Growth Hormone Therapy**

Camilo Perdomo-Luna, MD

2:10 PM **#38 | Lateral Meniscus Oblique Radial Tear (LMORT): MRI Identification and Arthroscopic Correlation in Pediatric Patients with ACL Tear**

Khushbu Patel, MD

2:20 PM **#39 | Initial and Follow-up Radiographs of Healing Infant Posterior Rib Fractures: Can Blinded Radiologists Tell Which Image Came First?**

Pedro Henrique Faria, MD

2:30 PM **#40 | Superb Microvascular Imaging Ultrasound of the Knee in Patients with Juvenile Idiopathic Arthritis – A Repeatability Study**

Martha Dohna, MD

2:40 PM **#41 | Enhancing Inter-reader Reliability of Temporomandibular Joint MRI Assessments in Juvenile Idiopathic Arthritis: The Value of an Integrated Atlas**

Olurotimi Komolafe, BSc, MBBS, FWACS

2:50 PM **#42 | Rethinking Little Leaguer’s Elbow: Are Radiographs Missing the Real Injury?**

Jacob Jones, MD

3:00 PM **#43 | Patterns of Fracture and Hemorrhage in Infants Under Two: A 20-Year Retrospective Analysis of Suspected Inflicted Injury at a Tertiary Children’s Hospital**

Jenny Vo-Phamhi, MST

3:10 PM **#44 | A Twenty-year Meta-analysis of Paediatric Rib Fractures Associated with Cardiopulmonary Resuscitation (CPR)**

Brendon L. Graeber, MD

3:20 PM **#45 | Developmental Variations of the Clavicle: A Comparative Study of Side Differences and Sex Variations**

Jenny Vo-Phamhi, MST

IV-C: Categorical Session – WFPI I (Hybrid Session)))

1:30 PM – 3:30 PM *Grand Ballroom A*

Moderators: Timothy Cain, MBBS, FRANZCR, MBA & Jennifer L. Nicholas, MD, MHA, MEd

1:30 PM **Climate Change and Children’s Health**
Harleen K. Marwah, MD, MS

1:45 PM **Introduction of Shields Observership**
Jennifer L. Nicholas, MD, MHA, MEd

1:50 PM **Pediatric POCUS in Resource-Limited Settings, Including Assessing Hemodynamic Status**
Michael D. Lintner-Rivera, MD

2:05 PM **Point-of-Care Lung Ultrasound in Children with Severe Malaria**
Hunter Wynkoop, MD

2:20 PM **Shields Observer Vignette I**
Jennifer L. Nicholas, MD, MHA, MEd

2:25 PM **Imaging of TB**
Nasreen Mahomed, MD, PhD

2:40 PM **RSNA’s First Pediatric Radiology Global Learning Center in Lima**
Mario Chirinos Gambarini, MD

2:55 PM **Pediatric Radiology Education in Haiti**
Yamile Blain, MD

3:10 PM **Shields Observer Vignette II**
Jennifer L. Nicholas, MD, MHA, MEd

3:15 PM **Discussion and Q&A**

3:30 PM – 4:00 PM **Exhibit Hall Refreshment Break**, *Georgian Room*

4:00 PM – 5:30 PM **Awards Ceremony**, *Grand Ballroom A*

5:30 PM – 6:30 PM **Welcome Reception**, *Georgian Room*
Sponsored by DocPanel

Conference Tracks

)) Hybrid Sessions


■ General Sessions

■ Sunrise

■ Scientific Sessions

■ Categorical Sessions

■ Non-CME Sessions



Tuesday, June 2, 2026

12:00 AM – 11:59 PM **Cases of the Day Online Activity**, *Online*

6:30 AM – 8:00 AM **Continental Breakfast & Exhibit Hall**, *Georgian Room*

6:30 AM – 5:30 PM **Registration**, *Exeter Foyer*

V-A: Sunrise Session – Hepatobiliary I (Parenchyma and Plumbing)

7:00 AM – 7:45 AM *Grand Ballroom B*

Moderator: Stephanie Franchi-Abella, MD, PhD

7:00 AM **Neonatal Cholestasis**
Stephanie Franchi-Abella, MD, PhD

7:15 AM **Congenital Portosystemic Shunts**
Esther Ro, MD

7:30 AM **Pediatric Liver Transplant and Complications**
Juan C. Infante, MD

V-B: Sunrise Session – Adolescent and Sports MSK MRI: Upper Extremity (Hybrid Session) >>

7:00 AM – 7:45 AM *Grand Ballroom A*

Moderator: Delma Jarrett, MD, MBA

7:00 AM **From the Shoulder to the Sternum: Diagnosing Pediatric Clavicular Joint Injuries**
Delma Jarrett, MD, MBA

7:15 AM **Shoulder Injuries in the Overhead Throwing Athlete**
Dana Lin, MD

7:30 AM **Elbow Injuries in Throwing Athletes**
Jorge Delgado, MD

V-C: Sunrise Session – New Innovations

7:00 AM – 7:45 AM *Avenue 34*

Moderator: Alexander M. El-Ali, MD

7:00 AM **Virtual Imaging in Pediatric Radiology**
Sara Janos, MD

7:15 AM **Innovations for Daily Practice**
Alexander M. El-Ali, MD

7:30 AM **AI for Pediatric Body Composition**
Andrew D. Smith, MD, PhD

VI: Opening Keynote Lecture (Hybrid Session) >>>

8:00 AM – 8:50 AM *Grand Ballroom A*

Moderator: Michael J. Callahan, MD

8:00 AM **Edward B.D. Neuhauser Lecture: The Surprising Synergies in Advancing Patient, Workforce, and Planetary Health**
Vivian Lee, MD, DPhil, MBA

Pediatric Contrast-Enhanced Ultrasound Hands-on Workshop (Non-CME)

9:00 AM – 3:30 PM *Newbury Room*

See page 7 for details.

Conference Tracks



Hybrid Sessions



General Sessions



Sunrise



Scientific Sessions



Categorical Sessions




Non-CME Sessions

VII-A: Scientific Session – Fetal II

9:00 AM – 10:00 AM *Avenue 34*

Moderators: Marta Gómez-Chiari, MD & Leah G. Scheller, MD

- 9:00 AM **#46 | Short Corpus Callosum on Fetal Magnetic Resonance Imaging (MRI): Clinical Outcomes and Genetic Associations**
Stacy K. Goergen, MBBS
- 9:10 AM **#47 | The Neuronal Architecture of the Motor and Somatosensory Cortex Changes with Age in Term-equivalent Newborns**
Sergio Valencia, MD, MSc
- 9:20 AM **#48 | Prenatal MRI Evaluation of Liver Morphology in Fetal Growth Restriction and Its Prognostic Value**
Aviad Rabinowich
- 9:30 AM **#49 | Depth-dependent Diffusion Reveals Laminar Cortical Maturation in the Developing Human Fetus**
Felipe Lopez-Ramirez
- 9:40 AM **#50 | Fetal Magnetic Resonance Imaging Findings Associated with Fetal Demise: An Indication for Prompt Sonographic Assessment**
Rajath Ramegowda, MD
- 9:50 AM **#51 | Reach for the T2 Stars: Establishing Normal T2* Values for Fetal Liver**
Claire Meriwether, MD



VII-B: Scientific Session – GI II

9:00 AM – 10:00 AM *Grand Ballroom B*

Moderators: Damjana Kljucsevsek, MD, PhD & Ethan A. Smith, MD

9:00 AM **#52 | Feasibility of Ultrasound-guided Attenuation Parameter in Pediatric Hepatic Steatosis: A Pilot Study Including Discordance with MR Fat Fraction**

Hyun Joo Shin, MD, PhD

9:10 AM **#53 | MRI-based Assessment of Skeletal Muscle Metrics and Correlation with Adipose Tissue Metrics and Metabolic Profiles in Youth-onset Type 2 Diabetes and Obesity**

Shiran Levy, MD

9:20 AM **#54 | Comparative Multimodality Elastography of Liver and Spleen in Pediatric Cystic Fibrosis: Agreement Between MRE, THE, and SWE**

Corona Metz

9:30 AM **#55 | Duodenum Inversum: Imaging Characteristics, a Normal Imaging Anatomic Variant?**

Kamaldine Oudjhane, MD, MSc

9:40 AM **#56 | Comparison of Contrast-enhanced Ultrasono-distal Cologram with Fluoroscopic Distal Cologram in Children with Anorectal Malformation: Expanding the Horizon of Utility of Contrast-enhanced Ultrasound**

Anmol Bhatia, MD

9:50 AM **#57 | International Use of Ultrasound as First-line Imaging for Suspected Midgut Volvulus: A Joint SPR-ESPR Survey**

Jeffrey Tutman, MD



VII-C: Scientific Session – AI/Tech II (Hybrid Session) >>

9:00 AM – 10:00 AM *Grand Ballroom A*

Moderators: Amit Gupta, MD & Lene B. Laborie, MD, PhD

9:00 AM **#58 | Improve Automated Focal Cortical Dysplasia (FCD) Detection for Small Datasets with Generative Modeling**
Sanjay Prabhu, MBBS

9:10 AM **#59 | Deep-learning Model Achieves Fast, Accurate, Fully Automated Magnetic Resonance Imaging-based Assessment of Pancreatic Secretory Function**
Andrew T. Trout, MD

9:20 AM **#60 | Quantifying Physician-AI Interaction with Optimized and Biased Models in Neonatal Pneumoperitoneum**
Heemang Yoon

9:30 AM **#61 | Automated Pediatric Wrist Fracture Detection Using Routine Radiology Reports, Without Manual Labelling**
Serge Vasylechko

9:40 AM **#62 | Novel Local-Global Network Architecture in Estimating Migration Percentages from Hip Radiographs in Children with Cerebral Palsy**
Andy Tsai, MD, PhD

9:50 AM **#63 | Artificial Intelligence for Pediatric Fracture Detection: A Prospective Study on Patient Recall Rates**
Daniel Gräfe

10:00 AM – 10:30 AM **Exhibit Hall Refreshment Break**, *Georgian Room*

10:00 AM – 10:30 AM **Trainee Coffee Bar: Informal Networking Opportunity**
Statler Room

Conference Tracks



Hybrid Sessions



General Sessions



Sunrise



Scientific Sessions



Categorical Sessions



Non-CME Sessions







VIII-A: Scientific Session – Cardiac

10:30 AM – 12:00 PM *Grand Ballroom B*

Moderators: Cynthia Rigsby, MD & Joost Van Schuppen, MD

- 10:30 AM **Keynote Presentation: 4D Flow in Coronary Aneurysm in Pediatric Kawasaki Disease**
Joost Van Schuppen, MD
- 10:40 AM **#64 | Gadopiclenol vs. Gadobenate for Late Gadolinium Enhancement in Pediatric Hypertrophic Cardiomyopathy**
Evan Zucker, MD
- 10:50 AM **#65 | A Pilot Validation Study of Using Immersive VR Platform for Illustration of Coronary Artery Abnormalities in the Paediatric Population**
Carol Ng, MBBS
- 11:00 AM **#66 | MR Lymphangiography in Children: Technical Success, Indications and Clinical Utility**
Govind B. Chavhan, MD
- 11:10 AM **#67 | Right Ventricular Reverse Remodeling after PPVI in Pediatric Patients with Repaired Tetralogy of Fallot Assessed by Cardiovascular Magnetic Resonance Imaging**
Rongzhen Ouyang, MD, PhD
- 11:20 AM **#69 | Quantitative 4D Flow Particle Tracking of Pulmonary Flow in Pediatric Patients Following Hemi-mustard with Bi-directional Glenn**
Joost Van Schuppen, MD
- 11:30 AM **#70 | Clinical Validation of Deep Learned Reconstruction (SonicDL) of Breath-held and Free Breathing Cine Cardiac MR**
Amol Pednekar, PhD
- 11:40 AM **#71 | Photon-Counting vs. Energy-Integrating CT for Venous Phase Vascular Mapping in Children**
Evan Zucker, MD
- 11:50 AM **Additional Discussion and Q&A**

Conference Tracks

-  Hybrid Sessions
-  General Sessions
-  Sunrise
-  Scientific Sessions
-  Categorical Sessions
-  Non-CME Sessions

VIII-B: Categorical Session – Updates in Pediatric Oncology Imaging

10:30 AM – 12:00 PM *Avenue 34*

Moderators: Maddy Artunduaga, MD & Rutger A.J. Nievelstein, MD, PhD

10:30 AM **Protocol Recommendations for Staging Most Common Pediatric Solid Tumors: COG/SPR Perspective**
Jesse Sandberg, MD

10:45 AM **Protocol Recommendations for Staging Most Common Pediatric Solid Tumors: SIOPE/ESPR Perspective**
Daniela Pinto, MD

11:00 AM **Advanced Imaging for Preoperative Planning in Pediatric Abdominal Tumors – On the Screen and in the OR**
Tom A. Watson, MBChB

11:15 AM **Quantification of Treatment Response: Response Criteria and Beyond**
Rutger A.J. Nievelstein, MD, PhD

11:30 AM **Imaging Cancer Predisposition Syndromes: From Evidence to Everyday Practice**
Cara Morin, MD, PhD

11:45 AM **Discussion and Q&A**

VIII-C: Categorical Session – Intussusception Panel (Hybrid Session)))

10:30 AM – 12:00 PM *Grand Ballroom A*

Moderators: Kevin P. Boyd, DO & Giulia Perucca, MD

10:30 AM **Intussusception Panel**
Lindsey Armstrong, MD, MPH; Roel Bakx, MD; Ari R. Cohen, MD; Riwa Meshaka, FRCR; Cassandra M. Kelleher, MD; Jennifer L. Williams, MD

11:30 AM **Discussion and Q&A**

12:00 PM – 1:30 PM **Lunch on Your Own**

12:00 PM – 1:15 PM **Early Career & Trainee Luncheon (Non-CME), Statler Room**



IX-A: Scientific Session – Chest

1:30 PM – 3:30 PM *Grand Ballroom B*

Moderators: Pierluigi Ciet, MD, PhD & R. Paul Guillerman, MD

1:30 PM **Keynote Presentation: Revolutionizing Pediatric Chest Imaging: Clinical Insights and Future Directions with Photon-Counting CT**
Pierluigi Ciet, MD, PhD

1:50 PM **#72 | Diagnostic Performance of Triplanar Real-time Cine FIESTA MRI in Preschool Children – Preliminary Comparison to Dedicated Lung MRI**
Michael Zellner

2:00 PM **#73 | Pectus Excavatum Associated Exercise-induced Ectopic Heart Beats: Relationship to Chest Wall Deformity Indices**
Robert Fleck, MD

2:10 PM **#74 | Cardiopulmonary Resuscitation in Children: Observation of Rib Injuries (CAPRICORN) on Behalf of the CAPRICORN Consortium**
Sharon Gould, MD

2:20 PM **#75 | Dynamic Four-dimensional Zero Echo Time MRI for Radiation-free Assessment of the Paediatric Trachea**
Daniel Kronenberg, MD, BBA

2:30 PM **#76 | Interstitial Lung Disease In Juvenile Dermatomyositis: Phenotype Correlations of Clinical Findings and HRCT Patterns**
Manisha Jana, MD


2:40 PM **#77 | The Effects of Corrective Surgery on Lung Structure Assessed with Chest CT in Adolescents with Idiopathic Scoliosis**
Pierluigi Ciet, MD, PhD

2:50 PM **#78 | Yield of Chest Radiographs for TB Screening in Pediatric HIV Care**
Bethelhem Belachew, MD

3:00 PM **#79 | Differentiating Fungal from Non-fungal Pulmonary Infections in Children Using CT-based Radiomics**
Umran Esen, MD

3:10 PM **#80 | Radiogenomic Correlation in Pediatric ILD**
Manisha Jana, MD

3:20 PM **#81 | Translating Xenon MRI into Practice: Insights from Two Years of Clinical Pulmonary Imaging**
Kathryn Donohoe



IX-B: Scientific Session – Neuro II

1:30 PM – 3:30 PM *Avenue 34*

Moderators: Volodia Dangouloff-Ros, MD, PhD & Maarten H. Lequin, MD, PhD

- | | |
|---------|---|
| 1:30 PM | Keynote Presentation: Advanced Imaging Techniques and AI: CNS Applications Winnie C.W. Chu, MD |
| 1:50 PM | #82 Lenticulostriate Vasculopathy: Improved US Inter-rated Reliability and Radiology-Pathology Insights Marcus Otavio Silva de Campos Meneses, MD |
| 2:00 PM | #83 When Faster Isn't Cheaper: Reimbursement and Out-of-pocket Costs for Rapid Brain MRI Mishaka Hoo Kim, MBBS |
| 2:10 PM | #84 Fast and Curious: A Review of Fast Pediatric Brain MRI and Its Impact on Behalf of the Neuro Task Force Taisa Guarilha, MD |
| 2:20 PM | #85 ALK-Positive Histiocytosis: Multimodal Neuroimaging Features in Pediatric Patients Betul Derinkuyu |
| 2:30 PM | #86 Qualitative Evaluation of the Temporal Ossicular Chain in Children: Comparing Photon-Counting CT with Conventional Energy-Integrating Multidetector CT Marine Moeremans |
| 2:40 PM | #87 Retrospective Assessment of the Added Benefit of MRI to CT in Paediatric Cervical Spine Trauma Reiltin Hayden, MB BCH, BAO |
| 2:50 PM | #88 Myeloarchitectonic Feature of the Primary Visual Cortex at 7T Sergio Valencia, MD, MSc |
| 3:00 PM | #89 Rethinking Routine: Do All Parasagittal Subdural Collections Need Ultrasound Follow-up? Marcus Otavio Silva de Campos Meneses, MD |
| 3:10 PM | #90 Retinoblastoma Imaging Guidelines: Recommendations for Diagnosis, Staging, and Standardized Reporting Liesbeth Cardoen, MD |
| 3:20 PM | #91 Intraocular Medulloepithelioma: How Does It Differ from Retinoblastoma? Liesbeth Cardoen, MD |

Conference Tracks



Hybrid Sessions



General Sessions



Sunrise



Scientific Sessions



Categorical Sessions



Non-CME Sessions

IX-C: Categorical Session – Junior ESPR & SPR Early Career & Trainee Committee (Hybrid Session) »»

1:30 PM – 3:30 PM *Grand Ballroom A*

Moderators: Greg Chambers, MBBS, MSc & Sakura M. Noda, MD

1:30 PM **Early Career Challenges – How Can I Add Value to my Department?**

Ola Kvist, MD, PhD

1:45 PM **Mid-Career Challenges – Taking on Leadership Roles in Your Service**

Amaka C. Offiah, BSc, MBBS, PhD

2:00 PM **How to Get the Most Out of Mentoring**

Jeanne S. Chow, MD

2:15 PM **Radiologist Recruitment in the Current Environment, and Maintaining a Healthy Hybrid Environment**

Ramesh S. Iyer, MD, MBA

2:30 PM **JESPeR Lecture – Lessons of Loneliness for Excellence**

Richard B. Gunderman, MD, PhD

3:00 PM **Discussion and Q&A**

3:30 PM – 4:00 PM **Exhibit Hall Refreshment Break, *Georgian Room***

X: IPR Shark Tank (Non-CME)

Sponsored by Philips Healthcare

4:00 PM – 5:00 PM *Grand Ballroom A*

Please reference the meeting app for program details.

XI: SPR Research & Education Foundation Symposium (Non-CME)

5:00 PM – 5:45 PM *Grand Ballroom A*

Please reference the meeting app for program details.

Shark Tank Winner Announcement

5:45 PM *Grand Ballroom A*

6:00 PM – 6:45 PM **Mix & Mingle Leadership Product Showcase, *Georgian Room***
By invitation Only

6:00 PM – 7:00 PM **Trainee Reception, *Lobby Restaurant Lounge***

Conference Tracks

»» Hybrid Sessions


■ General Sessions

■ Sunrise

■ Scientific Sessions

■ Categorical Sessions

■ Non-CME Sessions



Wednesday, June 3, 2026

12:00 AM – 11:59 PM **Cases of the Day Online Activity**, *Online*

5:45 AM – 8:00 AM **SPR Research and Education Foundation Fun Run**
Meet in the hotel lobby at 5:45 AM
(Separate fee applies)

6:30 AM – 8:00 AM **Continental Breakfast & Exhibit Hall**, *Georgian Room*

6:30 AM – 5:30 PM **Registration**, *Exeter Foyer*

CT Protocol Session (Non-CME)

7:00 AM – 7:45 AM *Grand Ballroom A*

MR Protocol Session (Non-CME)

7:00 AM – 7:45 AM *Grand Ballroom B*

Ultrasound Protocol Session (Non-CME)

7:00 AM – 7:45 AM *Avenue 34*

XII: Opening Keynote Lecture (Hybrid Session)))

8:00 AM – 8:50 AM *Grand Ballroom A*

Moderator: Rick R. van Rijn, MD, PhD

8:00 AM **Leadership and Diversity**
 Amaka C. Offiah, BSc, MBBS, PhD

Pediatric Contrast-Enhanced Ultrasound Hands-on Workshop (Non-CME)

9:00 AM – 3:30 PM *Newbury Room*
See page 7 for details.

XIII-A: Scientific Session – Miscellaneous I (Hybrid Session)))

9:00 AM – 10:00 AM *Grand Ballroom A*

Moderators: Rama Ayyala, MD & Mary-Louise C. Greer, MBBS

9:00 AM **#92 | Distal Ileum Tumor in the Pediatric Patient: An Unexpected Diagnosis**
 Camila Yañez

9:10 AM **#93 | Ultrasound Assessment of Body Fat Distribution and Metabolic Risk in Pediatric Obesity**
 Luca Tovt, MD

9:20 AM **#94 | Effectiveness of Interpretation of Sonographic Features of Malignant Thyroid Disease in Children and Adolescents Using a Freestyle Report in an Era Beyond ACR TI-RADS**
 Sulaiman Alsakran

9:30 AM **#95 | Preliminary Experience with Ultrasound-guided Intussusception Reduction Using Air with Comparison to Fluoroscopy-guided Intussusception Reduction with Air and Water-soluble Contrast**
 HaiThuy Nguyen, MD

9:40 AM **#96 | “Do We Need an X-ray?”: Evaluating Large Language Models on Parent-directed Pediatric Imaging Questions**
 Amber Nguyen

9:50 AM **#97 | Sonographic Differentiation of Intra-thyroid Ectopic Thymus and Thyroid Carcinoma in Pediatric Patients**
 Ahmad Alhamad

XIII-B: Scientific Session – MSK II

9:00 AM – 10:00 AM *Avenue 34*

Moderators: Delma Jarrett, MD, MBA & Karen Rosendahl, MD, PhD

9:00 AM **#98 | Deep Learning-based Image Reconstruction for Accelerated MRI of the Knee in Children**
Vanda Pocepcova, MD

9:10 AM **#99 | Distal Humeral Transphyseal Separation in Children Under Three: A Retrospective Analysis of Diagnostic Features**
Carlos Yaya, MD, MPH

9:20 AM **#100 | Is Contrast Necessary? Can Volumetric Assessment of T2 Hypointensity Replace Perfusion MRI in Predicting Perthes Hip Deformity?**
J. Herman Kan, MD

9:30 AM **#101 | Asymptomatic Focal Hyperintensities in the Bone Marrow on T2-weighted Images in Children with Chronic Recurrent Osteomyelitis (CNO) Compared to Healthy Controls**
Martin Haub

9:40 AM **#102 | A Comparative Study of Non-contrast and Post-contrast MRI Sequences for the Detection of Active Sacroiliitis in Children**
Natasha Honda, MD

9:50 AM **#103 | Characterizing Correlation Between Sarcopenia Imaging Biomarkers in Healthy Children**
Shruti Hegde, MS

XIII-C: Scientific Session – GI III

9:00 AM – 10:00 AM *Grand Ballroom B*

Moderators: Govind B. Chavhan, MD & Ione Limantoro, MD, PhD

9:00 AM **#105 | Improving the Diagnosis of Vascular Compromise and Rejection in Pediatric Liver Transplants: What is the Value of Contrast Enhanced Ultrasound?**
Erika Rubesova, MD

9:10 AM **#106 | Impact of Quantitative MRCP Metrics on Inter-Radiologist Agreement for Suspected Cholangiopathy in Children**
Pradipta Debnath

9:20 AM **#107 | Imaging Accuracy and Reader Agreement in Pediatric Short Bowel Syndrome**
Stefan Appelhaus, MD

9:30 AM **#108 | Second Generation Shear Wave Elastography: Establishing Normal Values in Children and Diagnostic Utility in the Evaluation of the Jaundiced Infant**
Audrey Nisbet, MD

9:40 AM **#109 | Surveillance MRE Imaging Findings in Asymptomatic Pediatric-onset Crohn's Disease Patients**
Sergio Valencia, MD, MSc

9:50 AM **Additional Discussion and Q&A**

10:00 AM – 10:30 AM **Exhibit Hall Refreshment Break**, *Georgian Room*

10:00 AM – 10:30 AM **Trainee Coffee Bar: Informal Networking Opportunity**
Statler Room

XIV-A: Scientific Session – Health Policy II

10:30 AM – 12:00 PM *Avenue 34*

Moderators: Lane F. Donnelly, MD & Rutger A.J. Nievelstein, MD, PhD

10:30 AM **Keynote Presentation: SPR and ESRP Workforce Challenges in 2026**

Michael Gee, MD, PhD

10:50 AM **#110 | Allergic-like Reactions to Contrast Media in Infants, Children and Young Adults: A Ten-Year Retrospective Study at a Large Pediatric Tertiary Care Center with Current Management Strategies**

Valentina Ferrer Valencia, MD

11:00 AM **#111 | Optimizing Pediatric Radiology Workflow Amidst Workforce Shortage: Reducing Off-hours and Overnight Fluoroscopy Coverage Through Alternative Imaging Strategies**

Wala Elhussein, MD

11:10 AM **#112 | Assessing Preferences for Abbreviated vs. Conventional MR Enterography in Pediatric Crohn's Disease: A Discrete Choice Experiment**

Shireen Hayatghaibi, PhD, MPH

11:20 AM **#113 | Establishing Baseline Metrics for Pediatric MRI Workflow Using System Logfiles**

Jochen Herrmann, MD

11:30 AM **#114 | Measuring What Matters: Establishing a Radiology Planetary Health Committee that Reduces Waste and Reimagines Workflows**

Sweta Parmar, PhD

11:40 AM **#115 | Clinical Decision Guidance around Radiation Induced Cancers: Ionizing Radiation Alert System in Children with Genetic Cancer Predisposition Syndromes**

Sean Schoeman, MBChB

11:50 AM **#116 | Antifragility in Pediatric Radiology – Growth from Chaos**

Jonathon Weber, MD

Conference Tracks



Hybrid Sessions



General Sessions



Sunrise



Scientific Sessions



Categorical Sessions



Non-CME Sessions

XIV-B: Categorical Session – Child Abuse

10:30 AM – 12:00 PM *Grand Ballroom B*

Moderators: Paul K. Kleinman, MD & Peter J. Strouse, MD

10:30 AM **Introductions**

10:40 AM **IGISPA: A 5-minute Overview**

Amaka C. Offiah, BSc, MBBS, PhD

10:45 AM **Illustrative Case-Based Presentations**

Brent Adler, MD; Maria I. Argyropoulou, MD, PhD; Ola Kvist, MD, PhD;
Kish Mankad, MD; Megan B. Marine, MD; David M. Mirsky, MD;
V. Michelle Silvera, MD

11:20 AM **Discussion and Q&A**

XIV-C: Categorical Session – Image Gently (Hybrid Session) »)

10:30 AM – 12:00 PM *Grand Ballroom A*

Moderators: Donald Frush, MD & Bogdan-Stefan Olteanu, MD, PhD

10:30 AM **AI in the Domain of Pediatric Radiation Protection**

Alex Towbin, MD

10:50 AM **Current Understanding of Medical Radiation Exposure and Risk**

Claudio Granata, MD

11:10 AM **Global Initiatives in Radiation Protection in Pediatric Imaging:
Successes and Challenges**

Joanna Kasznia-Brown, MBBS, PhD

11:30 AM **The Evolving Accountability for Image Quality Metrics in
Addition to Radiation Dose**

Francesco Ria, PhD

11:50 AM **Discussion and Q&A**

12:00 PM – 1:30 PM **Lunch on Your Own**

Siemens Healthineers Lunch Symposium (Non-CME)

Space is limited. Reference the meeting app for details.

12:15 PM – 1:15 PM *Statler Room*

XV-A: Categorical Session – Leadership in Pediatric Radiology (Hybrid Session) »)

1:30 PM – 3:30 PM *Grand Ballroom A*

Moderators: Ami Gokli, MD & Diana Veiga-Canuto, MD, PhD, MSc

1:30 PM **Collection of Firsts in the SPR and ESPR**

Tracy N. Kilborn, MBChB, FRCR; Teresa Victoria, MD, PhD

1:45 PM **Essential Management Skills for Emerging Leaders**

Desi Schiess, MD

2:00 PM **Cultivating Gravitas, Personal Development and Innovation
Through Emotional Intelligence**

Andrea S. Doria, MD, PhD, MSc, MBA

2:15 PM **Positive Leadership**

Jeanne S. Chow, MD

2:30 PM **Introverts as Leaders: Quiet Power as a Leadership Strength**

Brian D. Coley, MD

2:45 PM **The Challenging Task of Being a Leader in Latin America**

José E. Lipsich, MD, PhD

3:00 PM **Is it Worth Being a Leader?**

Bogdan-Stefan Olteanu, MD, PhD

3:15 PM **Discussion and Q&A**

XV-B: Categorical Session – WFPI II

1:30 PM – 3:30 PM *Avenue 34*

Moderators: Andrés García-Bayce, MD & Jovan Lovrenski, MD, PhD

1:30 PM **Ultrasound – Less and Less a Radiologist’s Job: Cases Which Could End Up Differently**

Joanna Kasznia-Brown, MBBS, PhD

1:50 PM **Beyond the Standards – Ultrasound in Children with Tuberculosis**

Kushaljit S. Sodhi, MD, PhD

2:10 PM **Beyond the Standards – Transcranial Doppler Ultrasound – Cerebral Malaria, Meningitis, Sickle Cell Disease**

Hunter Wynkoop, MD

2:30 PM **When Ultrasound Rises Up to the Occasion: My 20 years with an Ultrasound Device**

Jovan Lovrenski, MD, PhD

2:50 PM **Probe in my Pocket – Ultrasound Across Borders**

Tanyia Pillay, MBChB

3:10 PM **Discussion and Q&A**

XV-C: Pediatric Radiology & AI – Current Issues & Future Directions I (Non-CME)

1:30 PM – 3:25 PM *Grand Ballroom B*

Moderators: Susan C. Shelmerdine, FRCR, MBBS, PhD & Andy Tsai, MD, PhD

1:30 PM **Welcome and Introductions**

Susan C. Shelmerdine, FRCR, MBBS, PhD; Andy Tsai, MD, PhD

1:40 PM **Development and Regulation of AI-enabled Radiologic Devices for Pediatric Patients in the US**

Florence T. Bourgeois, MD, MPH

1:55 PM **The Evolution of Healthcare AI**

Bernardo Canedo Bizzo, MD, PhD

2:10 PM **Panel: Pitfalls and Future Opportunities in Implementation of Children’s AI**

Bernardo Canedo Bizzo, MD, PhD; Florence T. Bourgeois, MD, MPH; Pierluigi Ciet, MD, PhD; Marla Sammer, MD, MHA

2:50 PM **Responsible AI – What Does it Mean?**

Lene B. Laborie, MD, PhD

3:05 PM **CARPLAI**

Ashutosh Ranjan

3:15 PM **RATify**

Jaishree Naidoo, MBChB

3:30 PM – 4:00 PM **Exhibit Hall Refreshment Break, *Georgian Room***

XVI-A: Pediatric Radiology & AI – Current Issues & Future Directions II (Non-CME)

4:00 PM – 5:30 PM *Grand Ballroom B*

Moderators: Susan C. Shelmerdine, FRCR, MBBS, PhD & Andy Tsai, MD, PhD

4:00 PM **How to Make Adult AI Models Work for Pediatric Populations**

Pranav Rajpurkar, PhD

4:20 PM **Real World AI Development and Deployment**

Shreyas Vasanawala, MD, PhD

4:40 PM **Panel: AI Education – What Does the Future Look Like for AI Literacy and for Whom?**

Amit Gupta, MD; Brendan S. Kelly, MB BCh, PhD; Nasreen Mahomed, MD, PhD; Seema Toso, MD, MSC

5:20 PM **Closing Remarks**

Susan C. Shelmerdine, FRCR, MBBS, PhD; Andy Tsai, MD, PhD

XVI-B: Scientific Session – Education/Professionalism/Leadership (Hybrid Session) >>>

4:00 PM – 5:30 PM *Grand Ballroom A*

Moderators: Janet R. Reid, MD & Eilish Twomey, MB BCh, BAO

4:00 PM **Keynote Presentation: Update on European Pediatric Radiology Training Program & Curriculum (EDiPR)**
Eilish Twomey, MB BCh, BAO

4:10 PM **#117 | Peer-coaching for Early-career Pediatric Radiologists: A Structured Program to Improve Presentation and Teaching Skills**
Julian Lopez-Rippe, MD

4:20 PM **#118 | Employee Experience Work in Radiology - Establishing Departmental Initiatives to Improve Workplace Wellness**
Rama Ayyala, MD

4:30 PM **#119 | Malrotation and Malfixation of the Bowel: Standardizing Resident Training for Fluoroscopic Upper GI Examinations Performed on Infants Using 3D Printed Models**
Caroline Carrico, MD

4:40 PM **#120 | The Pediatric Community: A Novel Academic Model for Junior Learners**
Richard Towbin, MD

4:50 PM **#121 | Calming, Engaging In-bore Audio-visual Content for Pediatric MRI**
Emilio Inarejos, MD

5:00 PM **#122 | Advancements in Procedural Training - Developing a Hands-on Phantom for Ultrasound-Guided Hydrostatic Reduction of Intussusception**
Iman Naqvi

5:10 PM **#123 | Pediatric Subspecialty Training Phantom for Ultrasound-guided Hip Aspiration and Supplementation**
Mohannad Elgamal, MBBS

5:20 PM **#124 | Advancing Practice, Protecting Well-Being: Integrating Nurse Practitioners in the Radiology Department**
Amy Byrne, CRNP

6:45 PM **IPR Night at Fenway – Boston Red Sox vs. Baltimore Orioles (Separate ticket purchase required), Fenway Ballpark**



Thursday, June 4, 2026

12:00 AM – 11:59 PM **Cases of the Day Online Activity**, *Online*

6:30 AM – 8:00 AM **Continental Breakfast & Exhibit Hall**, *Georgian Room*

6:30 AM – 5:30 PM **Registration**, *Exeter Foyer*

XVII-A: Sunrise Session – Hepatobiliary II (Delineating Ducts) (Hybrid Session))))

7:00 AM – 7:45 AM *Grand Ballroom A*

Moderator: José E. Lipsich, MD, PhD

7:00 AM **Imaging of the Pancreaticobiliary Junction**
Mitchell Rees, MD

7:15 AM **Ductal Plate Malformations**
Helen Woodley, FRCR, MRCP

7:30 AM **Primary Sclerosing Cholangitis**
José E. Lipsich, MD, PhD

XVII-B: Sunrise Session – Adolescent and Sports MSK MRI: Knee

7:00 AM – 7:45 AM *Grand Ballroom B*

Moderator: Emilio Inarejos, MD

7:00 AM **Patellofemoral Maltracking**
Emilio Inarejos, MD

7:15 AM **Meniscal Stabilizer Injuries**
Eric L. Tung, MD

7:30 AM **The Posterolateral Corner**
Patricia T. Acharya, MD

XVII-C: Sunrise Session – Wellness

7:00 AM – 7:45 AM *Avenue 34*

Moderator: Rama Ayyala, MD

7:00 AM **Empowered Leaders, Empowered Teams: Fostering Wellness Through Leadership**
Rama Ayyala, MD

7:15 AM **Building Vitality in a Department**
Katharine Halliday, MBChB

7:30 AM **Discussion and Q&A**

XVIII: Opening Keynote Lecture (Hybrid Session))))

8:00 AM – 8:50 AM *Grand Ballroom A*

Moderator: Rick R. van Rijn, MD, PhD

8:00 AM **Lefebvre Lecture: From Pioneering Pediatric Radiology to Photon-Counting CT - The Future of Child-Adapted Imaging**
Anders Persson, MD, PhD

Pediatric Contrast-Enhanced Ultrasound Hands-on Workshop (Non-CME)

9:00 AM – 11:45 AM *Newbury Room*

See page 7 for details.

Conference Tracks



Hybrid Sessions

General Sessions

Sunrise



Scientific Sessions

Categorical Sessions

Non-CME Sessions

XIX-A: Scientific Session – MSK III

9:00 AM – 10:00 AM *Grand Ballroom B*

Moderators: Ola Kvist, MD, PhD & Jonathan Samet, MD

9:00 AM **#125 | Predicting Pediatric Age from Pelvis X-rays Using Deep Learning**
Jae-Yeon Hwang

9:10 AM **#126 | Juxtaphyseal Cysts and Subchondral Fractures on MRI in Perthes Disease: Are We Overlooking Predictors of Long-term Hip Deformity?**
J. Herman Kan, MD

9:20 AM **#127 | Distal Humerus Physeal Fracture in Infants and Young Toddlers: Systematic Review on Imaging Diagnosis**
Carlos Yaya, MD, MPH

9:30 AM **#128 | Ultrasound Assessment of Pediatric Morphea with Clinical and Imaging Correlation in a Retrospective Study - Preliminary Report**
Isabel Schild Wenzel

9:40 AM **#129 | Imaging Patterns of Foot-ankle Injuries in Pediatric Ballet Dancers**
Julian Forero, MD

9:50 AM **#130 | Survival Prediction in Pediatric Osteosarcoma Using MRI-Based Radiomics and Machine Learning**
Esther Ngan, PhD

XIX-B: Scientific Session – Ultrasound (Hybrid Session)))

9:00 AM – 10:00 AM *Grand Ballroom A*

Moderators: Dorothy I. Bulas, MD & Samuel Stafrace, MD, MBA

9:00 AM **#131 | Can Grayscale Ultrasound Spare a Kidney Transplant Biopsy? Quantitative Ultrasound Radiomics as a Non-invasive Biomarker for Rejection and Chronic Damage in Pediatric Kidney Allografts**
Mario Sinti-Ycochea, MD

9:10 AM **#132 | Assessment of Radiology Recommendation Adherence on Pediatric Ultrasound Reporting**
Nola Vu

9:20 AM **#134 | Low Diagnostic Yield and High Resource Burden of Four-extremity Venous Duplex Ultrasound in Pediatric Patients**
Ryan Vest, MD

9:30 AM **#135 | National Adoption and Utilization of Contrast-Enhanced Ultrasound (CEUS) in the U.S.**
Taisa Guarilha, MD

9:40 AM **#136 | Liver Lesion Assessment: Comparison of Contrast Enhanced Ultrasound (CEUS) and Magnetic Resonance Imaging (MRI) with Hepatocyte-specific Contrast**
Laura Davis, MD

9:50 AM **Additional Discussion and Q&A**

XIX-C: Scientific Session – Miscellaneous II

9:00 AM – 10:00 AM *Avenue 34*

Moderators: Rick R. van Rijn, MD, PhD & Joost Van Schuppen, MD

9:00 AM **#137 | Contrast-enhanced Ultrasound (CEUS) in Pediatric Blunt Abdominal Trauma: A Prospective Comparison with Contrast-enhanced Computed Tomography (CECT)**

Giulia Gnocchi

9:10 AM **#138 | Evaluation of Non-contrast MRI for Surveillance Imaging in Children with Neuroblastoma**

Paula Chen, MD

9:20 AM **#139 | Dynamic Contrast-enhanced Liver MRI in Children: Image Quality Comparison Between GRASP-VIBE and CAIPIRINHA-VIBE**

Corona Metz

9:30 AM **#140 | Cerebral Perfusion Mapping of Critically Ill Infants with Single-ventricle Congenital Heart Disease Using Contrast-enhanced Ultrasound: Demonstrated Clinical Feasibility**

Maria Mezher, MD

9:40 AM **#141 | Musculoskeletal Infection in Infants: Is MRI Contrast a Must to Use?**

Samuel Sisay Hailu

9:50 AM **#142 | Training for Impact: Ultrasound-guided Hydrostatic Intussusception Reduction**

Samuel Sisay Hailu

10:00 AM – 10:30 AM **Exhibit Hall Refreshment Break, *Georgian Room***

Conference Tracks



Hybrid Sessions

General Sessions

Sunrise



Scientific Sessions

Categorical Sessions

Non-CME Sessions



XX-A: Scientific Session – IR

10:30 AM – 12:00 PM *Avenue 34*

Moderators: Craig M. Johnson, DO & Simon P. McGuirk, MBBS, PhD

10:30 AM **Keynote Presentation: Evolution and Future Challenges of Vascular Anomalies in Pediatrics**
Josee Dubois, MD, MSc

10:40 AM **#143 | Femoral Arterial Access in Pediatric Endovascular Procedures: Predictors of Technical Success, Adverse Events and Thrombotic Risks**
Kevin Fung

10:50 AM **#144 | Ultrasound-guided Core-needle Biopsy of Orbital Soft Tissue Tumors in Children and Adolescents: A Minimally Invasive Diagnostic Approach**
Nayla Nicolas, MD

11:00 AM **#145 | Protocol Variability of Fibrinolytic Therapy for Pneumonia-associated Complex Parapneumonic Effusions**
Sean Schoeman, MBChB

11:10 AM **#146 | Single-incision Chest Port Placement in Pediatric Patients: A Retrospective Analysis**
Biniyam Beyene Tabor, MD

11:20 AM **#147 | Stepwise, Minimally Invasive Diagnostic Approach to Pediatric and Adolescent Soft Tissue Tumors: Results from a Regional Radiology-Led Program**
Nayla Nicolas, MD

11:30 AM **#148 | When the Youngest Patients Hurt the Most: Second Victim Syndrome in Pediatric Diagnostic and Interventional Radiology**
Maaz Ghouri, MD

11:40 AM **#149 | Nasojejunal Tubes: A Comparison of Success**
Matthew Burgess, MD

11:50 AM **#150 | An Imaging Overview of Gunshot Wounds in Children in West Virginia with Clinical Correlation**
Andrei Corniciuc, MD



XX-B: Scientific Session – Fetal III

10:30 AM – 12:00 PM *Grand Ballroom B*

Moderators: Brandon P. Brown, MD, MA & Monica Rebollo Polo, MD

10:30 AM **Keynote Presentation: Advances in Fetal Imaging - From Fetal to Postnatal Life**

Beth M. Kline-Fath, MD

10:40 AM **#151 | Clinical Utility of Fetal Cardiac MRI in a Tertiary Public Hospital**

Pablo Caro Domínguez, MD

10:50 AM **#152 | High-Resolution Structural and Functional Evaluation in Neonates with Bronchopulmonary Dysplasia Using Free Breathing 3D UTE Lung MRI**

Samal Munidasa

11:00 AM **#153 | International Study Extending Adult AI Radiograph Interpretation Models to Neonates Through Continual Learning**

Vishwanatha Rao

11:10 AM **#154 | Utility of Ultra-short Echo Time Magnetic Resonance Imaging (UTE-MRI) for Structural Lung Phenotyping and Outcome Prediction in Premature Neonates with Bronchopulmonary Dysplasia (BPD)**

Marta Gómez-Chiari, MD

11:20 AM **#155 | Imaging Findings of Necrotizing Enterocolitis in Extreme Premature vs. Premature Infants?**

Pradipta Debnath

11:30 AM **#156 | Renal Development in Early Life: Ultrasound-Derived Normative Kidney Length Values in Premature Infants with Normal Kidney Morphology**

Eva Hamel

11:40 AM **#157 | Automated Fetal Brain Segmentation in Slice to Volume Reconstruction in Clinical Practice**

Usha Nagaraj, MD


11:50 AM **#158 | Benchmarking Morphometric Indices of Ventricular Size in Normal Fetuses**

Maria Cortes Albornoz, MD

Conference Tracks




Hybrid Sessions


 General Sessions

 Sunrise



Scientific Sessions

 Categorical Sessions

 Non-CME Sessions

XX-C: Categorical Session – Cardiac (Hybrid Session) >>

10:30 AM – 12:00 PM *Grand Ballroom A*

Moderators: Cynthia Rigsby, MD & Aurelio Secinaro, MD

10:30 AM **Photon-Counting CT of the Heart: Tips & Tricks**
Anders Persson, MD, PhD

10:45 AM **Photon-Counting CT of the Heart in Children: Balancing Radiation Dose and Image Quality**
LaDonna Malone, MD

11:00 AM **4D Flow MRI in the Follow up of Congenital Heart Disease**
Joost Van Schuppen, MD

11:15 AM **Strategies for Efficient CMR scans in CHD Evaluation**
Christopher Lam, MD

11:30 AM **Multimodality Imaging Guiding ‘Virtual Biopsy’ of Cardiac Masses**
Flavio Zuccarino, MD

11:45 AM **Discussion and Q&A**

12:00 PM – 1:30 PM **Lunch on Your Own**



XXI-A: Scientific Session – Oncology/Nuclear Medicine

1:30 PM – 3:30 PM *Avenue 34*

Moderators: Jürgen F. Schäfer, MD & Stephan D. Voss, MD, PhD

1:30 PM **Keynote Presentation: Long Axial FOV PET/CT in Pediatric Nuclear Medicine and Pediatric Oncology - Redefining Pediatric Imaging**

Lise Borgwardt, MD, PhD

1:50 PM **#159 | Prognostic Utility of [18F]FDG PET/CT Parameters in Pediatric Burkitt Lymphoma: A Retrospective Cohort Study**

Reiltin Hayden, MB BCh, BAO

2:00 PM **#160 | 18F-FDG PET/MR Spleen to Liver Ratio Associates with Clinical Outcome to CART Cell Therapy in Pediatric Cancer Patients**

Iryna Vasylyv

2:10 PM **#161 | Prognostic Value of Bone Marrow Metabolic Activity on PET/MR After CAR T-Cell Therapy in Pediatric ALL**

Iryna Vasylyv

2:20 PM **#162 | Pilot Longitudinal PET-CT Imaging as a Predictive Biomarker for Tumorigenesis in a Homozygous Trp53-Deficient Model of Li-Fraumeni Syndrome**

Andrea S. Doria, MD, PhD, MSc, MBA

2:30 PM **#163 | Optimizing Bone Marrow Staging in Rhabdomyosarcoma: A Prospective Multicentre Comparison of FDG-PET/CT and Bone Marrow Sampling**

Isabelle de Vries, MD

2:40 PM **#164 | Dual Thyroid Ectopia on Paediatric Thyroid Scintigraphy: Insights into the Causes of Congenital Hypothyroidism**

Ashish Rathore

2:50 PM **#165 | Clinical Utility of 18F-FDG PET and 99mTc-MDP Bone Scan in the Diagnosis and Surveillance of Osteosarcoma**

Katherine Mevis

3:00 PM **#166 | How Tumor Size Impacts CAR T-Cell Therapy Efficacy**

Iryna Vasylyv

3:10 PM **#167 | Natural History of Focal Nodular Hyperplasia-Like Lesions in Children Following Cancer Therapy**

David Schmitz, MD


3:20 PM **#168 | Characterization of Liver Masses in Children with Congenital Portosystemic Shunts Utilizing Gadoxetate Disodium-enhanced MRI Imaging**

Esther Ro, MD

Conference Tracks




Hybrid Sessions

 General Sessions

 Sunrise



Scientific Sessions

 Categorical Sessions

 Non-CME Sessions

XXI-B: Scientific Session – GU

1:30 PM – 3:30 PM *Grand Ballroom B*

Moderators: Maddy Artunduaga, MD & Maria Beatrice Damasio, MD

1:30 PM **Keynote Presentation: New Techniques to Detect Injury to the Pediatric Kidney**

Maria Beatrice Damasio, MD

1:50 PM **#169 | Dynamic Contrast-enhanced Ultrasound Enables the Differentiation of Pediatric Renal Tumors from Nephrogenic Rests by Quantitative Perfusion Analysis**

Ramida Amornsitthiwat, MD

2:00 PM **#170 | MRI in the Assessment of Cervical Anatomy in Mullerian Anomalies**

Katie N. Epstein, MD

2:10 PM **#171 | Multimodal Ultrasound for Early Noninvasive Detection of Pediatric Kidney Transplant Injury**

Eva Escavy Zamora, MD

2:20 PM **#172 | Pre-operative Risk Stratification of Pediatric Ovarian and Adnexal Masses – Comparative Study of Performance Between the ACR O-RADS and PROMIX Scoring Systems**

Timothy Shao Ern Tan, MBChB

2:30 PM **#173 | Comparative Diagnostic Performance of Diffusion-weighted MRI (DW-MRI) and Contrast-enhanced Ultrasound (CEUS) in Pediatric Patients (0-5y) with a First Febrile Urinary Tract Infection**

Lorenzo Anfigeno

2:40 PM **#174 | Dynamic Renal T2 Mapping After Furosemide Administration for Assessing Differential Renal Function in Pediatric MR Urography**

Jakob Spogis

2:50 PM **#175 | Antibiotic Prophylaxis in the Context of VUCG/VUS in Children - A Questionnaire Survey**

Martha Dohna, MD

3:00 PM **#176 | Bosniak Classification for Complex Renal Cysts in Children: Is Follow-up Indicated?**

Taisa Guarilha, MD

3:10 PM **#177 | Genitourinary Imaging Surveillance in the Pediatric Population with Tuberous Sclerosis: Modality-based, Retrospective Analysis of a Large Cohort in a Single Referral Center**

Valentina Ferrer Valencia, MD

3:20 PM **#178 | Indeterminate Focal Kidney Masses in Children: Diagnostic Performance of Contrast-enhanced US**

Valentina Ferrer Valencia, MD

Conference Tracks



Hybrid Sessions



General Sessions



Sunrise



Scientific Sessions



Categorical Sessions



Non-CME Sessions

XXI-C: Categorical Session – Sustainability in Pediatric Radiology (Hybrid Session) »

1:30 PM – 3:30 PM *Grand Ballroom A*

Moderators: Willemijn M. Klein, MD, PhD & Jessica R. Leschied, MD

1:30 PM **Advances to Promote Sustainable Radiology**
Michael Zalis, MD

1:55 PM **Imaging Manifestations of Climate Change in Children**
Helen H.R. Kim, MD

2:20 PM **What Drives Radiology's Carbon Footprint**
Elizabeth Snyder, MD

2:45 PM **Data Archiving and Energy Usage**
Willemijn M. Klein, MD, PhD

3:10 PM **Discussion and Q&A**

3:30 PM – 4:00 PM **Refreshment Break, *Georgian Room***

XXII: IPR Olympics

4:00 PM – 5:00 PM *Grand Ballroom B*

Masters of Ceremonies: Richard Heller, MD, MBA & Lil-Sofie Ording Müller, MD, PhD

The Fast and the Fluoroscopists:

Willemijn M. Klein, MD, PhD (Captain); Jeannie K. Kwon, MD;
Bogdan-Stefan Olteanu, MD, PhD; Andrew T. Trout, MD

Lords of the Scan:

Rajesh Krishnamurthy, MD (Captain); Teresa (Tess) Chapman, MD,
MA; Julian H.W. Jürgens, MD; Nasreen Mahomed, MD, PhD

5:00 PM – 6:30 PM **SPR Business Meeting (SPR Members Only), *Grand Ballroom B***

5:00 PM – 6:30 PM **ESPR General Assembly (ESPR Members Only), *Avenue 34***

7:00 PM – 10:00 PM **Annual Banquet (separate fee applies), *Grand Ballroom A***



Friday, June 5, 2026

12:00 AM – 11:59 PM **Cases of the Day Online Activity**, *Online*

6:30 AM – 8:00 AM **Continental Breakfast**, *Georgian Room*

6:30 AM – 12:00 PM **Registration**, *Exeter Foyer*

XXIII-A: Sunrise Session – Hepatobiliary III (Mass Hysteria)

7:00 AM – 7:45 AM *Avenue 34*

Moderator: Greg Chambers, MBBS, MSc

7:00 AM **PRETEXT Staging: Where are we Now?**

Simon P. McGuirk, MBBS, PhD

7:15 AM **FNH and Adenoma: Imaging Appearances and Follow-up**

Greg Chambers, MBBS, MSc

7:30 AM **Malignant and Suspicious Liver Lesions in Children with Chronic Liver Disease**

Cara Morin, MD, PhD

XXIII-B: Sunrise Session – Adolescent and Sports MSK MRI: Hip and Pelvis

7:00 AM – 7:45 AM *Grand Ballroom B*

Moderator: Rida Salman, MD

7:00 AM **MRI Imaging of Athletic Pubalgia**

Rida Salman, MD

7:15 AM **The Hip Labrum: Some Things We Know, and Many We Don't**

Jessica R. Leschied, MD

7:30 AM **Imaging of Adolescent Hip Dysplasia**

Matthew Ditzler, MD

XXIII-C: Sunrise Session – Workflow and Sustainability (Hybrid Session)))

7:00 AM – 7:45 AM *Grand Ballroom A*

Moderator: Rick R. van Rijn, MD, PhD

7:00 AM **The Effects of Sleep Deprivation and Overnight Shifts in Physicians**

Christopher P. Landrigan, MD, MPH

7:15 AM **Human Factors Engineering: Shining a Light on Life in the Reading Room**

Ethan Larsen, PhD

7:30 AM **Light Exposure During Day and Night: Impact on Health and Well Being**

Charles Czeisler, MD, PhD

XXIV: Opening Keynote Lecture (Hybrid Session)))

8:00 AM – 8:50 AM *Grand Ballroom A*

Moderator: Michael J. Callahan, MD

8:00 AM **Sustainability: The Human Dimension**

Richard B. Gunderman, MD, PhD

Conference Tracks



Hybrid Sessions

General Sessions

Sunrise



Scientific Sessions

Categorical Sessions

Non-CME Sessions

XXV-A: Categorical Session – Postmortem

9:00 AM – 10:30 AM *Avenue 34*

Moderators: Aurélie D'Hondt, MD & Sharon W. Gould, MD

9:00 AM **Advanced Postmortem Imaging**

Anders Persson, MD, PhD

9:15 AM **Perinatal Postmortem Imaging: Why it Matters**

Stacy K. Goergen, MBBS

9:30 AM **Implementing Postmortem Imaging in Clinical Practice: Challenges Faced and How to Overcome Them**

Aurélie D'Hondt, MD

9:45 AM **Indications and Standardized Reporting**

Owen J. Arthurs, FRCR

10:00 AM **From Antenatal to Postmortem Fetal MRI: What More Do We Learn?**

Malavika Prabhu, MD; Teresa Victoria, MD, PhD

10:15 AM **Discussion and Q&A**

XXV-B: Categorical Session – Chest

9:00 AM – 10:30 AM *Grand Ballroom B*

Moderators: Jovan Lovrenski, MD, PhD & Jordan B. Rapp, MD

9:00 AM **Xenon MRI of Bronchopulmonary Dysplasia and Beyond**

Aki Tanimoto, MD

9:15 AM **Long-Term Imaging of Chronic/Congenital Lung Abnormalities**

Pierluigi Ciet, MD, PhD

9:30 AM **Real-time MRI of the Chest and Lungs: Observing the Lungs While Breathing**

Franz Wolfgang Hirsch, MD

9:45 AM **Evolution and Revolution in Pediatric Airway Imaging: From Techniques to Daily Practice**

Edward Y. Lee, MD, MPH

10:00 AM **Chest Ultrasound – From Being Comfortable to Knowing the Limits**

Jovan Lovrenski, MD, PhD

10:15 AM **Discussion and Q&A**

XXV-C: Categorical Session – Contrast Media (Hybrid Session)))

9:00 AM – 10:30 AM *Grand Ballroom A*

Moderators: Monica Forbes-Amrhein, MD, PhD & Lil-Sofie Ording Müller, MD, PhD

9:00 AM **Novel MRI Contrast Agents**

Ali B. Syed, MD

9:15 AM **Reducing Contrast Waste to Mitigate Environmental Contamination**

Helen H.R. Kim, MD

9:30 AM **ICM, GCM and Kidney Function: A Multidisciplinary Review**

Monica Forbes-Amrhein, MD, PhD

9:45 AM **Gadolinium Safety Update: What Radiologists Need to Know in 2026**

Alex Towbin, MD

10:00 AM **Contrast-Enhanced Ultrasound in Pediatric Imaging**

Damjana Kljucevsek, MD, PhD

10:15 AM **Discussion and Q&A**

10:30 AM – 11:00 AM **Refreshment Break, *Georgian Room***

XXVI-A: Categorical Session – MSK (Hybrid Session) »»

11:00 AM – 12:30 PM *Grand Ballroom A*

Moderators: Arthur B. Meyers, MD & Karen Rosendahl, MD, PhD

11:00 AM **Whole Body MRI in Children and Adolescents: Benefits and Pitfalls**

Karen Rosendahl, MD, PhD

11:15 AM **Small Spines, Big Decisions: Managing Pediatric Cervical Injuries**

Ignasi Barber, PhD

11:30 AM **Pediatric Metabolic Bone Disease**

Diego Jaramillo, MD, MPH; Sogol Mostoufi-Moab, MD, MSCE

11:45 AM **Shoulder Imaging Brachial Plexus Birth Injuries**

Maria Alejandra Bedoya, MD

12:00 PM **Advances in Pediatric MSK Imaging: Latest CT and MRI Technologies**

Jesse Sandberg, MD

12:15 PM **Discussion and Q&A**

XXVI-B: Categorical Session – Neuroradiology

11:00 AM – 12:30 PM *Avenue 34*

Moderators: Cesar Alves, MD, PhD & Maria I. Argyropoulou, MD, PhD

11:00 AM **Venous Anatomy, Common Venous Variants and Intracranial Venous Pathologies**

Vasileios G. Xydis, MD, PhD

11:15 AM **Intracranial Hemorrhage in the Neonate**

Usha Nagaraj, MD

11:30 AM **Arterial and Venous Vascular Head and Neck Anatomy and Variants**

Elizabeth George, MBBS

11:45 AM **Arterial and Venous Anomalies and Vascular Tumors (Hemangioma and Beyond)**

Antoine Fraissenon, MD, PhD

12:00 PM **Pediatric Sphenoid Bone & Skull Base: Normal Anatomy and 'Do-Not-Touch' Lesions that Mimic Pathology**

Carmen Rosa Cerron-Vela, MD

12:15 PM **Discussion and Q&A**

Conference Tracks



Hybrid Sessions



General Sessions



Sunrise



Scientific Sessions



Categorical Sessions



Non-CME Sessions

XXVI-C: Categorical Session – Abdomen

11:00 AM – 12:30 PM *Grand Ballroom B*

Moderators: Giulia Perucca, MD & Elizabeth R. Tang, MD

11:00 AM **AI/Deep-learning Models in Pediatric Body MRI: Updates and Challenges**

Vanda Pocepcova, MD

11:15 AM **Beyond Ultrasound: The Evolving Role of MRI in Emergent Ovarian Imaging**

Katie N. Epstein, MD

11:30 AM **Pediatric Neuroendocrine Tumors in the Abdomen: Advances in Functional Imaging**

Stephan D. Voss, MD, PhD

11:45 AM **Functional MRI in Evaluation of Congenital Anomalies of the Kidney and Urinary Tract: Clinical Applications and Future Prospects**

Maria Beatrice Damasio, MD

12:00 PM **Quantitative Pediatric Liver Imaging: MR vs US**

Erica L. Riedesel, MD

12:15 PM **Discussion and Q&A**

Engaging and Connecting with Art and Each Other (Non-CME)

2:00 PM – 5:00 PM *Museum of Fine Arts Boston*

See page 7 for details.

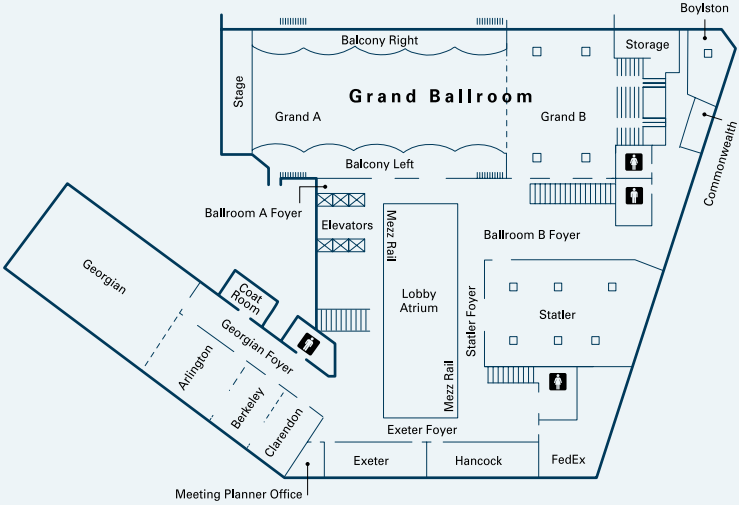




Meeting Space

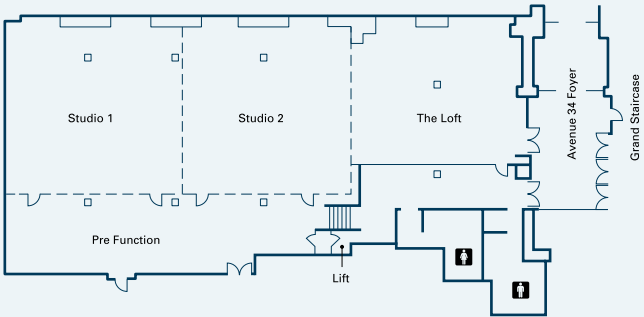
Hilton Hotel

Mezzanine Level SECOND FLOOR



Avenue 34

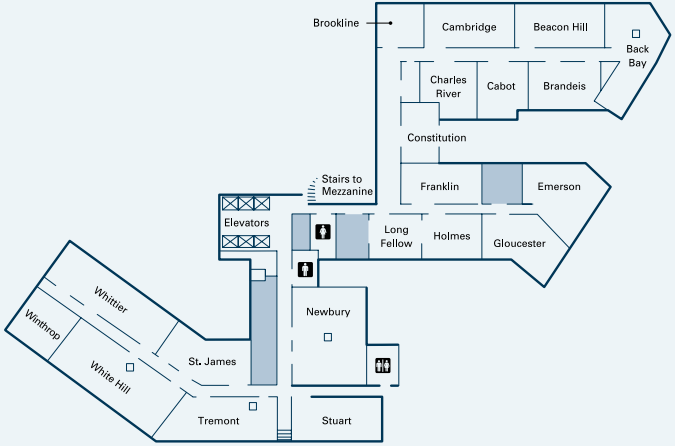
LOBBY LEVEL | BELOW THE GRAND BALLROOM





Conference Level

FOURTH FLOOR





Notes



Upcoming Courses & Annual Meetings



SPR 2026 MSK Imaging Course – Live Online

September 24 – 25, 2026
Live Online



SPR 2027 Annual Meeting & Postgraduate Course

May 18 – 22, 2027
Hyatt Regency Dallas
Dallas, Texas



ESPR 2027 Annual Meeting & Postgraduate Course

June 7 – 11, 2027
Harrogate, United Kingdom



SPR 2028 Annual Meeting & Postgraduate Course

April 23 – 27, 2028
Tampa Marriott Water Street
Tampa, Florida



**Have you visited the
SPR website lately?**

Stay up-to-date on the latest
SPR news and resources!

www.spr.org



ESPR

European Society of
Paediatric Radiology

**Explore the latest ESPR
offerings and news!**

www.espr.org

