

# SPR 2024 Annual Meeting

Miami, Florida | April 13–15



Postgraduate  
Course

Live Online | April 25–26



## General Information

Overview.....	3
Learning Objectives.....	3
Accreditation Statement.....	4
Credit Designation Statement.....	4
Evaluation   Credit Claiming.....	4
Disclosure of Relevant Financial Relationships.....	4
Disclosure of Commercial Support.....	4
Internet Access.....	4
Mobile Meeting App.....	4
Registration Desk.....	5
Speaker Ready Room.....	5
Health & Safety Measures.....	5
Meeting Contact.....	5

## Highlights

Annual Meeting Hybrid Sessions – In-Person + Live Online.....	6
Postgraduate Course – Live Online.....	6
Live Online Access.....	6
Electronic Posters (Non-CME).....	6
Online Cases of the Day Competition (Non-CME).....	7
Pediatric CEUS Hands-on Workshop (Non-CME).....	7
Protocol Sessions (Non-CME).....	7
SLARP-SPR Joint Educational Program (Non-CME).....	7

## Special Events

Early Career & Trainee Special Programming.....	8
Awards Ceremony.....	8
Welcome Reception.....	8
SPR Research and Education Foundation Fun Run.....	8
SPR Business Meeting.....	9
SPR Shark Tank.....	9
SPR Research and Education Foundation Symposium.....	9
Annual Banquet.....	9
Sunrise Yoga Session.....	9

## Exhibits

Exhibit Hall Schedule.....	10
Exhibit Hall Kick-Off Party.....	10
Exhibit Companies.....	10

## Program Schedule

### Annual Meeting

Saturday, April 13.....	11-14
Sunday, April 14.....	15-20
Monday, April 15.....	21-24

### Post Graduate Course

Thursday, April 25.....	25-27
Friday, April 26.....	28-29

## Meeting Space

Hotel Floor Plan.....	30-31
-----------------------	-------

## Looking Ahead

Upcoming SPR Meetings.....	32
----------------------------	----

## OVERVIEW

We are excited to welcome you to the 67th SPR Annual Meeting & Postgraduate Course as we focus on “Innovation and Global Impact” within the field of pediatric radiology. This meeting will bring the pediatric radiology community together to learn more about state-of-the-art pediatric imaging and its positive impact on the children we serve. The Annual Meeting will be held in-person (April 13–15) at the InterContinental Miami in Miami, Florida, and the Postgraduate Course will follow fully live online (April 25–26).

The Annual Meeting (April 13–15) will include numerous concurrent scientific and midday sessions in addition to featured lectures and the ever-popular SPR Jeopardy session. This year is particularly special as we partner with La Sociedad Latino Americana de Radiología Pediátrica (SLARP) to provide one full day of educational programming entirely in Spanish! Another highlight of our Annual Meeting is our Pediatric Contrast-Enhanced US Hands-on Workshop where attendees will practice contrast-enhanced ultrasound (CEUS) scanning using teaching models that will simulate intravenous CEUS and contrast-enhanced voiding urosonography applications. You also won't want to miss the official debut of the SPR Shark Tank!

The Annual Meeting will be followed by a fully live online Postgraduate Course (April 25–26). The Postgraduate Course is designed to enhance the competence of learners in effectively identifying and navigating challenges in pediatric radiology, including applying the most up-to-date research, technologies, and procedures available to optimally diagnose and treat children. Moreover, it will enhance learner competence regarding the implementation of patient safety and quality improvement programs. By offering the course fully live online, we hope to broaden the Society's reach and global impact.

## LEARNING OBJECTIVES

At the conclusion of the Annual Meeting & Postgraduate Course attendees should be able to:

1. Summarize the most current information on state-of-the-art pediatric imaging and intervention.
2. Describe new technologies and clinical workflow for pediatric imaging and intervention.
3. Identify trends in pediatric radiology research regarding the care and management of pediatric patients.
4. Discuss the need of supporting pediatric imaging at a global level and understand the global need and impact of knowledge sharing to improve the care of more children.
5. Explain the best and most up-to-date practice regarding patient safety and quality.

# General Information

## ACCREDITATION STATEMENT

This activity has been planned and implemented in accordance with the accreditation requirements and policies of the Accreditation Council for Continuing Medical Education (ACCME) through the joint providership of the Michigan State Medical Society and the Society for Pediatric Radiology. The Michigan State Medical Society is accredited by the ACCME to provide continuing medical education for physicians.

## CREDIT DESIGNATION STATEMENT

The Michigan State Medical Society designates this live activity for a maximum of 30.25 AMA PRA Category 1 Credits™. Physicians should claim only the credit commensurate with the extent of their participation in the activity.

## EVALUATION | CREDIT CLAIMING

To complete the required activity evaluation, claim credit and obtain a



credit certificate, you must access the SPR 2024 activity within the SPR Online Learning Center – XPress (<https://myedu.spr.org/SPR24>). All attendees have access to the SPR 2024 activity via the link above beginning the week before the meeting. The evaluation must be completed in order to claim credit. The username and password required to access XPress are the same as those used to log into the SPR website. Please see the staff at the Registration Desk onsite with questions or email us at [info@spr.org](mailto:info@spr.org).

## DISCLOSURE OF RELEVANT FINANCIAL RELATIONSHIPS

Full disclosure information can be accessed via the SPR 2024 activity within the SPR Online Learning Center – XPress: <https://myedu.spr.org/SPR24>

## DISCLOSURE OF COMMERCIAL SUPPORT

Acknowledgement of commercial support will be listed as it becomes available.

## INTERNET ACCESS

Internet access will be available throughout the meeting space using the following credentials:

Network Name: TBD

Username: TBD | Password: TBD

## MOBILE MEETING APP

Looking for the most up-to-date information including important announcements, session details, networking opportunities, and much more? Access the mobile meeting app by downloading the Guidebook app on your mobile device. Within the Guidebook app, search for SPR 2024 and enter the **password: spr24**. All attendees will be able to access the app beginning the week before the meeting.

## REGISTRATION DESK

*Mezzanine East*

SPR staff members will be available to assist you at the registration desk during the following hours:

Friday, April 12	2:00 PM – 5:00 PM
Saturday, April 13	7:00 AM – 5:30 PM
Sunday, April 14	7:00 AM – 5:30 PM
Monday, April 15	7:00 AM – 5:30 PM

Staff support during the live online Postgraduate Course will be available via email ([info@spr.org](mailto:info@spr.org)) and phone at (517) 893-5191 during program hours.

## SPEAKER READY ROOM

*Oxford*

Annual Meeting presenters must bring their presentation(s) to the Speaker Ready Room the day prior to their scheduled presentation. Hours of operation are as follows:

Friday, April 12	2:00 PM – 5:00 PM
Saturday, April 13	6:30 AM – 6:00 PM
Sunday, April 14	7:00 AM – 6:00 PM
Monday, April 15	7:00 AM – 5:30 PM

Postgraduate Course presenters will be contacted separately regarding presentation delivery and Speaker Ready Room procedures for the live online course.

## HEALTH & SAFETY MEASURES

The SPR is committed to the health and safety of all those attending the Annual Meeting & Postgraduate Course. For the most up-to-date information on SPR 2024 health and safety precautions and requirements, visit the SPR website.

We will continue to monitor CDC recommendations and will update safety measures as appropriate.



# Highlights

## ANNUAL MEETING HYBRID SESSIONS IN-PERSON + LIVE ONLINE

A special track has been designated within the Annual Meeting program to be broadcast live online via the Zoom Webinar platform (slides and audio only). Sessions included in this In-Person + Live Online Track are designated as a “Hybrid Session” within the program. Both in-person registrants and those registered for only Annual Meeting Live Online participation will have access to the broadcast to offer flexibility to our in-person learners as well.

## POSTGRADUATE COURSE – LIVE ONLINE ONLY

The entire Postgraduate Course will be broadcast live online via the Zoom Meeting platform for our Postgraduate Course registrants. There is not an in-person option for the Postgraduate Course.

## LIVE ONLINE ACCESS

The links to both the live broadcast of the Annual Meeting hybrid sessions and the Live Online Postgraduate Course are available via the SPR 2024 activity within the SPR Online Learning Center – XPress (<https://myedu.spr.org/SPR24>). All registered attendees have access to the SPR 2024 activity via the link above beginning the week prior to the meeting.



On-demand viewing will not be an option. Live participation, either in-person or remotely, is required for attendance and credit claiming. An enduring, on-demand offering will be created from the session recordings and offered for purchase following the meeting. Access to the on-demand recordings is not included in the cost of registration for the live activity.

## ELECTRONIC POSTERS (NON-CME)

Scientific, Educational, and Case Report poster exhibits are available for viewing from personal devices via the SPR Poster Archive Site – <https://pedrad.abstractarchives.com>. Make sure to browse the excellent 2024 posters!



## ONLINE CASES OF THE DAY COMPETITION (NON-CME)

Saturday, April 13 – Monday, April 15

On each day of the Annual Meeting, a web-based “Cases of the Day” competition will feature six new unknown cases to challenge your pediatric radiology knowledge. To participate, visit <http://sprcod.org> on your mobile device, complete a simple one-time registration process, and then log in daily to view cases and submit your answers. Both attendees and those not registered may participate. Winners will be announced following the meeting.

## PEDIATRIC CONTRAST-ENHANCED ULTRASOUND HANDS-ON WORKSHOP (NON-CME)

Saturday, April 13 – Monday, April 15

*Sandringham*

This thirty-minute small group, hands-on workshop will be offered numerous times over the course of three days. Each workshop is the same to allow for scheduling flexibility and maximum participation. To view available workshop times and sign up, visit <https://bit.ly/SPRUS24>. Participants will practice contrast-enhanced ultrasound (CEUS) scanning using teaching models that will simulate intravenous CEUS and contrast-enhanced voiding urosonography applications. Contrast preparation, scanning technique, and clinical aspects of CEUS will be discussed.

## PROTOCOL SESSIONS (NON-CME)

Saturday, April 13, 5:00 – 5:45 PM

**CT – Trianon Ballroom**

**MR – Chopin Ballroom**

**Ultrasound – Raphael/Michelangelo**

Protocol refinement and problem-solving sessions will be offered again this year. The goal of these sessions is to develop, through discussion and interaction, manufacturer-specific CT, MR, and US protocol improvements. Come prepared with your specific questions and challenges! The discussion will be led by experts in the field who have hands-on experience with equipment operation and protocol design. Vendors will also have representatives present, who can respond to questions about trouble with specific exam types, sequencing, best sequencing processes, image optimization, dose reduction, etc.

## SLARP-SPR JOINT EDUCATIONAL PROGRAM IN SPANISH (NON-CME)

Sunday, April 14, 8:00 AM – 5:30 PM

*Raphael/Michelangelo*



**SLARP**



The SPR and La Sociedad Latino Americana de Radiología Pediátrica (SLARP) are excited to welcome our Spanish speaking colleagues to one full day of programming entirely in Spanish. All registrants for the in-person Annual Meeting are welcome to attend. There is also a discounted registration rate for attendees only attending the SLARP-SPR designated sessions.

# Special Events

## EARLY CAREER & TRAINEE SPECIAL PROGRAMMING

Saturday, April 13

Luncheon, 12:15 – 1:15 PM (Brickell)

Speed Mentoring, 5:00 – 5:45 PM (Brickell)

*Lunch provided for the first 60 participants on a first come, first served basis.*

Come connect, and have fun with your colleagues and friends at the Early Career & Trainee Luncheon and Speed Mentoring Session! You will not want to miss these events designed especially for our early career and trainee attendees!

## AWARDS CEREMONY

Saturday, April 13, 6:00 – 7:00 PM

*Versailles Ballroom*

Celebrate with us as we honor our SPR and SPR REF 2024 Awardees!

## WELCOME RECEPTION

Saturday, April 13, 7:00 – 8:00 PM

*Biscayne Ballroom*

Join us as we kick off the 2024 Annual Meeting! Light hor d'oeuvres and refreshments will be served. Attire is business casual. All attendees are welcome!

## SPR RESEARCH AND EDUCATION FOUNDATION FUN RUN

Sunday, April 14, 6:00 AM

*Meet in the hotel lobby at 5:45 AM*

*Underwritten by Texas Children's Hospital*



**Texas Children's Hospital®**

Join us for the popular SPR REF Fun Run! Advance registration is required. The entrance fee is \$30 and includes a t-shirt. Both runners and walkers are welcome!



## **SPR BUSINESS MEETING**

Sunday, April 14, 2:30 – 3:30 PM

*Trianon Ballroom*

Calling all SPR members! Join us as we share pertinent information and review the state of the SPR! Members only, please.

## **SPR SHARK Tank**

Sunday, April 14, 4:00 – 4:45 PM

*Chopin Ballroom*

Cheer on your colleagues as they pitch their BIG idea in pediatric diagnostic or interventional imaging to our panel of judges for a chance to win up to \$8,000 provided by Philips Healthcare!

## **SPR RESEARCH AND EDUCATION FOUNDATION SYMPOSIUM**

Sunday, April 14, 4:45 – 5:30 PM

*Chopin Ballroom*

Gather with your colleagues as we hear about the great work made possible by the REF! Updates from recipients of past REF grants will serve to both educate and inspire!

## **ANNUAL BANQUET**

Sunday, April 14

*Bayfront Ballroom*

**Salsa Dance Lesson**, 6:30 – 7:30 PM

**Banquet**, 7:30 – 10:00 PM

Enjoy a night of fun and merriment! You won't want to miss the great food, dancing, and entertainment! Tickets are available for \$100 each.

## **SUNRISE YOGA SESSION**

Monday, April 15, 6:45 – 7:30 AM

*Bay View Lawn*

Start your morning off right to increase your energy and focus throughout the day! This session is appropriate for all experience levels so don't miss the fun! Participation is limited to the first 24 participants on a first-come, first-served basis. Advance registration is not required.

# Exhibits

## EXHIBIT HALL SCHEDULE

Saturday, April 13 – Monday, April 15

*Biscayne Ballroom*

### Saturday, April 13

7:00 AM – 8:00 AM

Continental Breakfast in the Exhibit Hall

10:00 AM – 10:30 AM

Exhibit Hall Kick-off Party

Join us as we welcome our 2024 SPR exhibitors!

3:30 PM – 4:00 PM

Exhibit Hall Break

### Sunday, April 14

7:00 AM – 8:00 AM

Continental Breakfast in the Exhibit Hall

10:00 AM – 10:30 AM

Exhibit Hall Break

3:30 PM – 4:00 PM

Exhibit Hall Break

5:45 PM – 6:45 PM

Mix & Mingle Leadership Product Showcase (invitation only)

### Monday, April 15

7:00 AM – 8:00 AM

Continental Breakfast in the Exhibit Hall

10:00 AM – 10:30 AM

Exhibit Hall Break

## EXHIBIT HALL KICK-OFF PARTY

Saturday, April 13, 10:00 – 10:30 AM

*Biscayne Ballroom*

Many sponsoring companies and book vendors are hosting exhibits at this year's meeting. Join us for this kick-off party to thank the representatives for their support and learn about their latest products and services. The following companies will be in attendance:

- Children's Hospital of Philadelphia

*(List current as of November 1)*



**Moderators:**

## Saturday, April 13

12:00 AM – 11:59 PM **Cases of the Day Online Activity**, *Online*

7:00 AM – 8:00 AM **Continental Breakfast & Exhibit Hall**, *Biscayne Ballroom*

7:00 AM – 5:30 PM **Registration**, *Mezzanine East*

### Opening Session (Hybrid Session) )))

8:00 AM – 8:50 AM *Versailles Ballroom*

**Moderator: Kassa Darge, MD, PhD**

8:00 AM **Welcome and Introduction**

Kassa Darge, MD, PhD

8:05 AM **Rad-Aid: Organized Global Impact on Radiology**

Daniel J. Mollura, MD

8:45 AM **Discussion and Q&A**

### Scientific Session I-A: GI I (Hybrid Session) )))

9:00 AM – 10:00 AM *Versailles Ballroom*

**Moderators: Ali B. Syed, MD & Benjamin P. Thompson, DO**

9:00 AM **Scientific Paper Presentations**

### Scientific Session I-B: Health Policy I

9:00 AM – 10:00 AM *Chopin Ballroom*

**Moderators: Raul Galvez, MD, MPH & Summit Shah, MD, MPH**

9:00 AM **Scientific Paper Presentations**

### Scientific Session I-C: Neuro I

9:00 AM – 10:00 AM *Trianon Ballroom*

**Moderators: Saurabh Guleria, MD & Avner Meoded, MD**

9:00 AM **Scientific Paper Presentations**

10:00 AM – 10:30 AM **Exhibit Hall Kick-off Party**, *Biscayne Ballroom*

Join us as we welcome our 2024 SPR exhibitors!

#### Conference Tracks

))) Hybrid Sessions

■ General Sessions

■ Non-CME Sessions

■ Scientific Sessions

■ Midday Sessions

■ Postgraduate Course

# Program Schedule

## Midday Session I-A: Advances in Pediatric Contrast US (Hybrid Session) ))

10:30 AM – 12:00 PM *Versailles Ballroom*

**Moderators: Patricia T. Acharya, MD, FAAP & Susan J. Back, MD, FAAP**

- |          |  |
|----------|--|
| 10:30 AM | <b>Intracranial Pressure Assessment with CEUS</b><br>Ryne Didier, MD   |
| 10:40 AM | <b>Post-treatment Uses of CEUS in Oncologic Imaging</b><br>Beth McCarville, MD                                   |
| 10:50 AM | <b>CEUS Role in Liver Transplant</b><br>Boaz Karmazyn, MD  |
| 11:00 AM | <b>Exploring Quantitative Techniques in Contrast Ultrasound</b><br>Laith R. Sultan, MD, MPH                      |
| 11:10 AM | <b>IBD Imaging with CEUS</b><br>Jesse Sandberg, MD   |
| 11:20 AM | <b>Bladder Pressure Estimation Using CEUS</b><br>Bryan S. Sack, MD   |
| 11:30 AM | <b>CEUS Use During Video Urodynamic Studies</b><br>Reza Daugherty, MD  |
| 11:40 AM | <b>Current and Future Applications of CEUS in Lymphatic Imaging and Interventions</b><br>Fernando A. Escobar, MD |
| 11:50 AM | <b>Muscle Perfusion Assessment with CEUS</b><br>Liya Gendler, DO   |

## Midday Session I-B: AI Made Simple

10:30 AM – 12:00 PM *Trionon Ballroom*

**Moderators: Marla Sammer, MD, MHA & Susan Sotardi, MD, MScEng**

- |          |  |
|----------|--|
| 10:30 AM | <b>Use of AI-Generated Impressions</b><br>Andrew C. Sher, MD   |
| 10:40 AM | <b>AI's Role in Child Abuse Imaging</b><br>Andy Tsai, MD, PhD  |
| 10:50 AM | <b>AI for Opportunistic Screening in Children</b><br>Andrew T. Trout, MD   |
| 11:00 AM | <b>Experience with AI at a Pediatric Academic Medical Center (CHOP)</b><br>Susan Sotardi, MD, MScEng             |
| 11:10 AM | <b>AI for Fracture Detection: The Radiology Partners Implementation Process</b><br>Lori L. Barr, MD, FACR, FAIUM |
| 11:20 AM | <b>Lessons Learned from Adult AI for Pediatric Radiology</b><br>Jeannie K. Kwon, MD                              |
| 11:30 AM | <b>Lessons Learned from AI Implementation in the Clinical Environment</b><br>Michael Gee, MD, PhD                |
| 11:40 AM | <b>The Hope of Access &amp; Equity</b><br>Marla Sammer, MD, MHA  |
| 11:50 AM | <b>AI and Quality Improvement</b><br>Lane F. Donnelly, MD  |

### Conference Tracks



Hybrid Sessions



General Sessions



Non-CME Sessions



Scientific Sessions



Midday Sessions



Postgraduate Course

**Midday Session I-C: Radiology Outreach – Sustainability and Success**10:30 AM – 12:00 PM *Chopin Ballroom***Moderators: Dorothy Bulas, MD & Hansel J. Otero, MD, FAAP**10:30 AM **Cultural Sensitivities and Outreach Pitfalls**  
Timothy Cain, MBBS, FRANZCR, MBA, FAANMS10:40 AM **Clinical Care: The Impact of Outreach in Remote Communities**  
Ramon Sanchez Jacob, MD10:50 AM **Educational Outreach as Academic Currency**  
Jennifer L. Nicholas, MD, MHA, MEd11:00 AM **Observerships Outside the USA: Maximizing Impact**  
José E. Lipsich, MD, PhD11:10 AM **Observerships in the USA: Optimization and Potential Benefits**  
Abass M. Noor, MD11:20 AM **Benefits and Long-Term Impact of International Collaborations**  
Fathia Omer, MD11:30 AM **Setting up and Supporting Training and Education Programs Around the Globe**  
Jay Shah, MD11:40 AM **Radiology Outreach with a Federated Approach: RAD AID Successes and Opportunities**  
Jonathan Zember, MD11:50 AM **Pediatric Radiology and International Outreach**  
Geetika Khanna, MD, MS12:00 PM – 1:30 PM **Lunch on Your Own****Early Career & Trainee Luncheon (Non-CME)**12:15 PM – 1:15 PM *Brickell***Pediatric Contrast-Enhanced Ultrasound Hands-on Workshop (Non-CME)**12:45 PM – 3:30 PM *Sandringham*  
See page 7 for details.**Scientific Session II-A: GU**1:30 PM – 3:30 PM *Chopin Ballroom***Moderators: Travis Bevington, MD & Jonathan O. Swanson, MD, MBA**1:30 PM **Keynote Presentation – Quantitative Renal Imaging**  
Suraj D. Serai, PhD1:50 PM **Scientific Paper Presentations****Scientific Session II-B: Fetal/Neonatal I**1:30 PM – 3:30 PM *Trianon Ballroom***Moderators: Sara Cohen, MD & William W. Pryor, III, MD**1:30 PM **Keynote Presentation – Fetal Cardiac Imaging**  
Lorna Browne, MD1:50 PM **Scientific Paper Presentations**

# Program Schedule

## Scientific Session II-C: Neuro II (Hybrid Session) ))

1:30 PM – 3:30 PM *Versailles Ballroom*

**Moderators: Adam E. Goldman-Yassen, MD, MS & Makabongwe Tambo Tshuma, MD**

1:30 PM **Keynote Presentation – MR Fingerprinting for Motion Robust, Non-sedated Pediatric Scans**  
Dan Ma, PhD

1:50 PM **Scientific Paper Presentations**

3:30 PM – 4:00 PM **Exhibit Hall Break, Biscayne Ballroom**

## Pediatric Radiology Jeopardy (Hybrid Session) ))

4:00 PM – 4:50 PM *Versailles Ballroom*

**Master of Ceremonies: Richard Heller, MD, MBA**

**Team 1:** Patricia T. Acharya, MD, FAAP (Captain); Maddy Artunduaga, MD; Alexandra M. Foust, DO; Jesse Sandberg, MD  
**Team 2:** Laura L. Hayes, MD, FAAP (Captain); Teresa Victoria, MD, PhD; Camilo Jaimes Cobos, MD; Tom Mulvey, MD

## Early Career & Trainee Speed Mentoring Session (Non-CME)

5:00 PM – 5:45 PM *Brickell*

## CT Protocol Session (Non-CME)

5:00 PM – 5:45 PM *Trianon Ballroom*

## MR Protocol Session (Non-CME)

5:00 PM – 5:45 PM *Chopin Ballroom*

## Ultrasound Protocol Session (Non-CME)


5:00 PM – 5:45 PM *Raphael/Michelangelo*

6:00 PM – 7:00 PM **Awards Ceremony, Versailles Ballroom**

7:00 PM – 8:00 PM **Welcome Reception, Biscayne Ballroom**

### Conference Tracks

- )) Hybrid Sessions
- General Sessions
- Non-CME Sessions
- Scientific Sessions
- Midday Sessions
- Postgraduate Course



## Sunday, April 14

12:00 AM – 11:59 PM **Cases of the Day Online Activity**, *Online*

5:45 AM – 8:00 AM **SPR Research and Education Foundation Fun Run**

Meet in the hotel lobby at 5:45 AM

7:00 AM – 8:00 AM **Continental Breakfast & Exhibit Hall**, *Biscayne Ballroom*

7:00 AM – 5:30 PM **Registration**, *Mezzanine East*

### Pediatric Contrast-Enhanced Ultrasound Hands-on Workshop (Non-CME)

9:00 AM – 3:30 PM *Sandringham*

See page 7 for details.

### Edward B.D. Neuhauser Lecture (Hybrid Session) »)

8:00 AM – 8:50 AM *Versailles Ballroom*

**Moderator: Kassa Darge, MD, PhD**

8:00 AM **Welcome and Introduction**

Kassa Darge, MD, PhD

8:05 AM **The Artificial Womb: A Multifaceted Innovation**

Alan W. Flake, MD

8:45 AM **Discussion and Q&A**

### SLARP Session I: Innovacion en Radiologia Pediatrica (Innovation in Pediatric Imaging) (Non-CME)

8:00 AM – 10:00 AM *Raphael/Michelangelo*

**Moderators: Monica S. Epelman, MD & Youck Jen Siu Navarro, MD**

8:00 AM **Ultrasonido de Piel**

Mario Pelizzari, MD

8:20 AM **Ecografía Perineal**

Tatiana Mendonça Fazecas, MD

8:40 AM **Ecografía con Contraste (CeUS)**

Marcelo Straus Takahashi, MD, PhD

9:00 AM **Uso de Contraste Hepatobiliar en Niños**

Florencia De Barbieri, MD

9:20 AM **Linfangiografía por Inyección de Contraste Hidrosoluble  
Intraganglionar en Niños**

Dario J. Teplisky, MD

9:40 AM **Innovación en la Adquisición y Uso de Contraste en RMN  
Pediátrica**

Lina M. Cadavid, MD

### Scientific Session III-A: Cardiac

9:00 AM – 10:00 AM *Trianon Ballroom*

**Moderators: Noah M. Seymore, MD & Lindsay Griffin, MD**

9:00 AM **Scientific Paper Presentations**

### Scientific Session III-B: Ultrasound (Hybrid Session) »)

9:00 AM – 10:00 AM *Versailles Ballroom*

**Moderators: Alexander El-Ali, MD & Jeffrey J. Tutman, MD**

9:00 AM **Scientific Paper Presentations**

# Program Schedule

## Scientific Session III-C: Nuclear Medicine Oncology

9:00 AM – 10:00 AM *Chopin Ballroom*

**Moderators: Hassan Aboughalia, MD & Zachary Abramson, MD, DMD**

9:00 AM **Keynote Presentation – Nano Particle Imaging in Pediatric Oncology**

Heike E. Daldrup-Link, MD, PhD

9:20 AM **Scientific Paper Presentations**

10:00 AM – 10:30 AM **Exhibit Hall Break, Biscayne Ballroom**

## Midday Session II-A: Advances in Emergency Radiology

10:30 AM – 12:00 PM *Trianon Ballroom*

**Moderators: Michael Aquino, MD & Summer Kaplan, MD, MS**

10:30 AM **Rapid MR for Pediatric Abdominal Pain in the Emergency Setting**

Rama S. Ayyala, MD

10:40 AM **Contrast-enhanced Ultrasound for Trauma**

Susan J. Back, MD, FAAP

10:50 AM **Advances in Pediatric Stroke Diagnosis and Treatment**

Mesha Martinez, MD

11:00 AM **Point-of-Care Ultrasound Guidance for Procedures in Pediatric Emergency Medicine**

Aaron E. Chen, MD

11:10 AM **Can We Delay Intussusception Reduction?**

Jill Stein, MD

11:20 AM **Advanced Practice Providers in Pediatric Emergency Fluoroscopy**

Michael Rubin, MD

11:30 AM **Cost Calculation and Awareness in Pediatric Emergency Radiology**

Shireen Hayatghaibi, PhD

11:40 AM **Second Opinion Reads in Pediatric Emergency Radiology: Beneficial or Burdensome?**

Jillian R. Krauss, MD

11:50 AM **Interactive Literature Review**

Michael Aquino, MD & Summer Kaplan, MD, MS



**Midday Session II-B: Quantitative US – The New Frontier (Hybrid Session) »)**

10:30 AM – 12:00 PM *Versailles Ballroom*

**Moderators: Jonathan R. Dillman, MD, MSc & Monica S. Epelman, MD**

10:30 AM **Speed of Sound Imaging**

Jeremy Dahl, PhD, FAIUM

10:40 AM **Quantifying Liver Fat – Hepatorenal Index**

Jennifer E. Lim-Dunham, MD

10:50 AM **Quantifying Liver Fat – Attenuation Imaging**

Esteban P. Dardanelli, MD

11:00 AM **Assessment of Intestinal Motility, Inflammation, and Fibrosis**

Jonathan R. Dillman, MD, MSc

11:10 AM **Elastography Beyond Liver Fibrosis (Cholestasis, VOD, Brain)**

Sherwin Chan, MD, PhD

11:20 AM **Pediatric Tumor Imaging**

Beth McCarville, MD

11:30 AM **Quantification of Early Renal Dysfunction and Other Similar Topics Using Microvascular Imaging**

Suheil Labib Artul, MD

11:40 AM **Measuring Blood Flow with IV Contrast**

Judy H. Squires, MD

11:50 AM **Quantification and Vector Tracking with IV Contrast**

Misun Hwang, MD

**Midday Session II-C: Research – Pearls and Pitfalls**

10:30 AM – 12:00 PM *Chopin Ballroom*

**Moderators: Andrea S. Doria, MD, PhD, MSc, MBA & Rajesh Krishnamurthy, MD**

10:30 AM **Why Should I Engage in Clinical Research and Innovation?**

Rajesh Krishnamurthy, MD

10:40 AM **How Do I Get Started?**

Andrea S. Doria, MD, PhD, MSc, MBA

10:50 AM **How Do I Critically Appraise the Existing Evidence?**

Patricia Ellen Grant, MD, MSc

11:00 AM **Common Pitfalls in Data Collection**

Andy Tsai, MD, PhD

11:10 AM **Common Pitfalls in Statistics**

Elysa Widjaja, MD, PhD, MPH

11:20 AM **Common Pitfalls in Manuscript Writing**

Andrew T. Trout, MD

11:30 AM **Sample Size Estimation and Outcomes**

Sherwin Chan, MD, PhD

11:40 AM **Emerging Tools for Research: How Do I Incorporate AI-based Approaches**

Michael Gee, MD, PhD

11:50 AM **How Do I Move Research Evidence to Clinical Practice**

Diego Jaramillo, MD, MPH

**Conference Tracks**



Hybrid Sessions

■ General Sessions

■ Non-CME Sessions



Scientific Sessions

■ Midday Sessions

■ Postgraduate Course

# Program Schedule

## SLARP Session II: Casos Interesantes (Interesting Cases) (Non-CME)

10:30 AM – 12:00 PM *Raphael/Michelangelo*

**Moderators: Mariana L. Meyers, MD, FAIUM & Teresa Victoria, MD, PhD**

10:30 AM **Casos en Neuroradiologia**  
Tatiana A. Sarragoicochea, MD

10:45 AM **Casos en Musculoesqueletico**  
Andrés N. Salazar, MD

11:00 AM **Casos Cardiaco**  
Mario Chirinos Gambarini, MD

11:15 AM **Casos del Sistema Gastrointestinal y Genitourinario**  
Bianca Guedes Ribeiro, MD

11:30 AM **Casos Toracicos**  
Dulce Judith Almanza Aranda, MD

11:45 AM **Casos Perinatales**  
Maria A. Londoño, MD

12:00 PM – 1:30 PM **Lunch on Your Own**

## Scientific Session IV-A: MSK I

1:30 PM – 2:30 PM *Trianon Ballroom*

**Moderators: Anh Ngo, MD & Jonathan Zember, MD**

1:30 PM **Scientific Paper Presentations**

## Scientific Session IV-B: Thoracic (Hybrid Session) ))

1:30 PM – 2:30 PM *Versailles Ballroom*

**Moderators: Karen Lyons, MBBCh, BAO & Aki Tanimoto, MD**

1:30 PM **Keynote Presentation – Real-Time MRI of Lung and Chest Wall –  
Watching the Lung Breathe!**  
Wolfgang Hirsch, MD

1:50 PM **Scientific Paper Presentations**

## Scientific Session IV-C: New Technologies

1:30 PM – 2:30 PM *Chopin Ballroom*

**Moderators: Vivek Kalia, MD, MPH & Morgan P. McBee, MD**

1:30 PM **Scientific Paper Presentations**

2:30 PM – 3:30 PM **SPR Business Meeting**, *Trianon Ballroom*  
SPR Members Only

## Conference Tracks



Hybrid Sessions



General Sessions



Non-CME Sessions



Scientific Sessions



Midday Sessions



Postgraduate Course

**SLARP Session III: Innovación Tecnológica (Technology Innovations) (Non-CME)**

1:30 PM – 3:30 PM *Raphael/Michelangelo*

**Moderators: Diego Jaramillo, MD, MPH & Claudia Martinez-Rios, MD**

1:30 PM **Usos de Realidad Virtual en un Hospital Pediátrico**  
Carlos F. Ugas Charcape, MD

1:50 PM **Impresión 3D y Biomodelado**  
Silvina Zabala-Travers, MD

2:10 PM **Inteligencia Artificial en Radiología Pediátrica**  
Marcelo Straus Takahashi, MD, PhD

2:30 PM **Cloaco RMN con Integración de Tecnologías 3D**  
Claudia I. Lazarte-Rantes, MD

2:50 PM **Mi Experiencia de Ultrasonido Pediátrico en Domicilio**  
Lavinia Del Carmen Wesley, MD, MSc

3:10 PM **Ultrasonografía del Tórax Neonatal: El Nuevo Paradigma**  
Andres Garcia-Bayce, MD

3:30 PM – 4:00 PM **Exhibit Hall Break, Biscayne Ballroom**

**Scientific Session V-A: Practical Solutions to Professionalism and Career Development Issues in Pediatric Radiology (Hybrid Session) ))**

4:00 PM – 5:30 PM *Versailles Ballroom*

**Moderators: Minh-Huy Le Huynh, MD & Desi Schiess, MD**

4:00 PM **Scientific Paper Presentations**

**SPR Shark Tank (Non-CME)**

*Sponsored by Philips Healthcare & Children's Hospital of Philadelphia*

4:00 PM – 4:45 PM *Chopin Ballroom*

**Judges:** Sherwin Chan, MD, PhD; Heike E. Daldrup-Link, MD, PhD; Thierry Huisman, MD; Janet R. Reid, MD, FRCPC, MScEd; Raymond Sze, MD; Elizabeth van Vorstenbosch-Lynn

**SPR Research and Education Foundation Symposium (Non-CME)**

4:45 PM – 5:30 PM *Chopin Ballroom*



# Program Schedule

## SLARP Session IV: Innovación en Educación (Innovation in Education) (Non-CME)

4:00 PM – 5:30 PM *Raphael/Michelangelo*

**Moderators: Maria Alejandra Bedoya, MD & Oscar Navarro, MD**

4:00 PM **Programa Educacional SLARP**  
Florenca De Barbieri, MD

4:15 PM **Campaña de Radio Protección SLARP**  
Lina M. Cadavid, MD

4:30 PM **Panel Consenso SLARP: Ecografía Transfontanelar**  
Andres Garcia-Bayce, MD; Tamara G. Kreindel, MD;  
Yoshino Tamaki Sameshima, MD

5:15 PM **Panel Consenso SLARP: Pubertad Precoz**  
Claudia I. Lazarte-Rantes, MD

6:30 PM – 7:30 PM **Salsa Dance Lesson**, *Bayfront Ballroom*

7:30 PM – 10:00 PM **Annual Banquet**, *Bayfront Ballroom*  
Separate fee applies.



## Monday, April 15

12:00 AM – 11:59 PM **Cases of the Day Online Activity**, *Online*

6:45 AM – 7:30 AM **Sunrise Yoga**, *Bay View Lawn*

7:00 AM – 8:00 AM **Continental Breakfast & Exhibit Hall**, *Biscayne Ballroom*

7:00 AM – 5:30 PM **Registration**, *Mezzanine East*

### Pediatric Contrast-Enhanced Ultrasound Hands-on Workshop (Non-CME)

8:00 AM – 3:30 PM *Sandringham*  
See page XX for details.

### Scientific Session VI-A: AI (Hybrid Session) >>

8:00 AM – 10:00 AM *Versailles Ballroom*

**Moderators: Sergios Gatidis, MD & Camilo Jaimes Cobos, MD**

8:00 AM **Keynote Presentation – Integration of AI into our Workflow**  
Sanjay P. Prabhu, MBBS, FRCR

8:20 AM **Scientific Paper Presentations**

### Scientific Session VI-B: GI II

8:00 AM – 10:00 AM *Trianon Ballroom*

**Moderators: Erin Romberg, MD & Leslie H. Spence, MD**

8:00 AM **Keynote Presentation – Keynote Presentation - Key Improvements in Pediatric Care Led by Radiologist Imaging Innovations: A Half Century Retrospective**  
Harris L. Cohen, MD, FACR

8:20 AM **Scientific Paper Presentations**

### Scientific Session VI-C: Fetal/Neonatal II

8:00 AM – 10:00 AM *Chopin Ballroom*

**Moderators: Minh-Huy Le Huynh, MD & Grace S. Mitchell, MD, MBA**

8:00 AM **Keynote Presentation – Quantitative Placenta MRI**  
Patricia Ellen Grant, MD, MSc

8:20 AM **Scientific Paper Presentations**

10:00 AM – 10:30 AM **Exhibit Hall Break**, *Biscayne Ballroom*

### Conference Tracks



Hybrid Sessions



General Sessions



Non-CME Sessions



Scientific Sessions



Midday Sessions



Postgraduate Course

# Program Schedule

## Midday Session III-A: Functional Evaluations in Neuroradiology

10:30 AM – 12:00 PM *Trianon Ballroom*

**Moderators: Mai-Lan Ho, MD & Arastoo Vossough, MD, PhD**

- |          |   |
|----------|---|
| 10:30 AM | <b>Task-based fMRI</b><br>Rupa Radhakrishnan, MBBS, MS                                    |
| 10:40 AM | <b>Resting State fMRI</b><br>Joshua Shimony, MD, PhD                                      |
| 10:50 AM | <b>Arterial Spin Labeling (ASL) Perfusion</b><br>Arastoo Vossough, MD, PhD                |
| 11:00 AM | <b>Dynamic Susceptibility Contrast (DSC) Perfusion</b><br>Chang Y. Ho, MD                 |
| 11:10 AM | <b>Advanced Diffusion-DTI</b><br>Camilo Jaimes Cobos, MD                                  |
| 11:20 AM | <b>MR Spectroscopy</b><br>Kim M. Cecil, PhD   |
| 11:30 AM | <b>Clinical Magnetic Source Imaging/Magnetoencephalography</b><br>Timothy P. Roberts, PhD |
| 11:40 AM | <b>Intraoperative MR/MR Interventions</b><br>Kevin Cleary, PhD                            |
| 11:50 AM | <b>7 Tesla MRI</b><br>Mai-Lan Ho, MD  |

## Midday Session III-B: Innovations in MR Imaging of the Kidneys (Hybrid Session) >>

10:30 AM – 12:00 PM *Versailles Ballroom*

**Moderators: Jeanne S. Chow, MD & Suraj D. Serai, PhD**

- |          |   |
|----------|---|
| 10:30 AM | <b>Kidney MRI – What the Nephrologist Needs to Know</b><br>Bernarda Viteri, MD  |
| 10:40 AM | <b>Pediatric MR Urography</b><br>Hansel J. Otero, MD, FAAP  |
| 10:50 AM | <b>GFR Quantification Using MRU</b><br>Jeanne S. Chow, MD   |
| 11:00 AM | <b>Improving Robustness in Diffusion Imaging of Kidneys</b><br>Sila Kurugol, PhD                                      |
| 11:10 AM | <b>MRI: Fibrosis Imaging and Possibilities for the Kidney</b><br>Julia Stabinska, PhD                                 |
| 11:20 AM | <b>Non-contrast Perfusion Imaging of the Kidneys Using ASL</b><br>Ananth J. Madhuranthakam, PhD                       |
| 11:30 AM | <b>MR Elastography of the Kidneys</b><br>Meng Yin, PhD  |
| 11:40 AM | <b>MR Fingerprinting: Opportunities for Reproducible Quantification of the Kidney and Abdomen</b><br>Chris Flask, PhD |
| 11:50 AM | <b>Quantitative Kidney MRI: Pediatric Applications</b><br>Jonathan R. Dillman, MD, MS                                 |

### Conference Tracks



Hybrid Sessions

■ General Sessions

■ Non-CME Sessions



Scientific Sessions

■ Midday Sessions

■ Postgraduate Course

**Midday Session III-C: Pediatric Fluoroscopic Imaging at its Best**10:30 AM – 12:00 PM *Chopin Ballroom***Moderators: Michael Fadell, MD & Steven J. Kraus, MD, MS**

- 10:30 AM **Intussusception Reduction: We Aren't Just Blowing Smoke Anymore!**  
Caroline Carrico, MD
- 10:40 AM **Performing Contrast Enemas in Teenie Weenie Patients: Don't Sweat the Small Stuff**  
John Amodio, MD, FACR
- 10:50 AM **Under Pressure: Important Aspects of the High Pressure Distal Colostogram for Evaluation of Anorectal Malformations**  
Kari L. Hayes, MD
- 11:00 AM **The Lateral View: The Un-loved Image of the Fluoroscopic UGI**  
Michael P. Nasser, MD
- 11:10 AM **Why Doesn't This Tube Work and is it in the Right Spot? Important Fluoroscopic Aspects of Evaluating G-tube and GJ-tube Position**  
Eva I. Rubio, MD, MBA
- 11:20 AM **How Many Ways are there to Perform First Esophagram after Esophageal Atresia Repair? Important Fluoroscopic Considerations**  
Benjamin P. Thompson, DO
- 11:30 AM **Ur-ine for a Treat! Expert Tips on Pediatric Fluoroscopic VCUG**  
Chris Young, RRA, RT(R)
- 11:40 AM **The Utility of Fluoroscopic UGI in an Era of Ultrasound and Alternative Imaging Techniques**  
George Koberlein, MD
- 11:50 AM **My Pet Peeves of Pediatric Fluoroscopy! Potpourri!**  
Steven J. Kraus, MD, MS

12:00 PM – 1:30 PM **Lunch on Your Own****Scientific Session VII-A: Health Policy II (Hybrid Session) »»**1:30 PM – 3:30 PM *Versailles Ballroom***Moderators: Aditi S. Hendi, MD & Helen Kim, MD**

- 1:30 PM **Keynote Presentation – Impact of Climate Change on Child Health**  
Helen Kim, MD
- 1:50 PM **Scientific Paper Presentations**



## Scientific Session VII-B: GI III

1:30 PM – 3:30 PM *Chopin Ballroom*

**Moderators: Erin Clough, MD & Rekha Krishnasarma, MD**

1:30 PM **Keynote Presentation – Quantitative Bowel Imaging**  
Jonathan R. Dillman, MD, MSc

1:50 PM **Scientific Paper Presentations**

## Scientific Session VII-C: MSK II

1:30 PM – 3:30 PM *Trianon Ballroom*

**Moderators: Preet K. Sandhu, MD & Halley J. Park, MD**

1:30 PM **Keynote Presentation – MSK Ultrasound**, *Trianon Ballroom*  
**Andrea S. Doria, MD, PhD, MSc, MBA**

1:50 PM **Scientific Paper Presentations**, *Trianon Ballroom*

3:30 PM – 4:00 PM **Break**, *Biscayne Ballroom*

## Scientific Session VIII-A: QI, Education, Leadership

4:00 PM – 5:30 PM *Trianon Ballroom*

**Moderators: Deborah Brahee, MD & Stephanie C. Cajigas-Loyola, MD**

4:00 PM **Keynote Presentation – Maximizing Learning in a Hybrid Environment**  
Janet R. Reid, MD, FRCPC, MEd

4:20 PM **Scientific Paper Presentations**

## Scientific Session VIII-B: MSK III (Hybrid Session) »»

4:00 PM – 5:30 PM *Versailles Ballroom*

**Moderators: Hamza Alizai, MD & Allison Person, MD**

4:00 PM **Keynote Presentation – Rapid MSK MRI for Acute Infections**  
Jonathan Samet, MD

4:20 PM **Scientific Paper Presentations**

## Scientific Session VIII-C: IR

4:00 PM – 5:30 PM *Chopin Ballroom*

**Moderators: Viet Le, MD & Stacy White, MD**

4:00 PM **Keynote Presentation – Pediatric Neurointerventions**  
Mesha Martinez, MD

4:20 PM **Scientific Paper Presentations**

### Conference Tracks

»» Hybrid Sessions

■ General Sessions

■ Non-CME Sessions

■ Scientific Sessions

■ Midday Sessions

■ Postgraduate Course

## Thursday, April 25

### The Grand Masters I: A Potpourri of Pediatric Radiology

9:00 AM – 10:20 AM

**Moderator: George A. Taylor, MD**

9:00 AM **A Compendium of Cool Cases**

Cynthia Rigsby, MD

9:20 AM **Oldies but Goodies Volume I**

Richard I. Markowitz, MD, FACR

9:40 AM **The Challenging Thyroid**

Alan Daneman, MBBCh

10:00 AM **Tubes & Catheters – What Could Go Wrong?**

George A. Taylor, MD

10:20 AM – 10:30 AM **Break**

### Updates in GU Imaging

10:30 AM – 12:00 PM

**Moderators: Maddy Artunduaga, MD & Erica L. Riedesel, MD**

10:30 AM **Fetal Life: GU Tract Anomalies**

Teresa Victoria, MD, PhD

10:45 AM **Neonates and Infants: Ambiguous Genitalia**

Anastasia L. Hryhorczuk, MD

11:00 AM **VcUG: It's Not All Reflux**

Philip Teitelbaum, MD

11:15 AM **Young School-aged Children: UTI/Pyelonephritis**

Joo Cho, MD

11:30 AM **Testicular Torsion**

David W. Swenson, MD

11:45 AM **Teens: Renal Malignancies**

Meryle Eklund, MD

12:00 PM – 1:00 PM **Lunch Break**



## Updates in MSK Imaging

1:00 PM – 2:30 PM

**Moderators: Diego Jaramillo, MD, MPH & Jie C. Nguyen, MD, MS**

1:00 PM **Imaging of the Physeal-Metaphyseal Complex: Insights into Normal & Abnormal Growth**

Diego Jaramillo, MD, MPH

1:15 PM **Pediatric Shoulder from Infant to Adolescent: Spectrum of Pathology**

Nancy A. Chauvin, MD

1:30 PM **MRI of the Elbow and How to Read It**

Jerry Dwek, MD

1:45 PM **US vs MRI of Soft Tissue Lesions: Competitive or Complementary?**

Arthur B. Meyers, MD

2:00 PM **A Review of Patellofemoral Maltracking**

Jorge Delgado, MD

2:15 PM **Juvenile OCD: What Do the Surgeons Want to Know**

Jie C. Nguyen, MD, MS

2:30 PM – 2:45 PM

**Break**

## Updates in Patient Safety in Pediatric Radiology

2:45 PM – 4:15 PM

**Moderators: Aparna Joshi, MD & Eva I. Rubio, MD, MBA**

2:45 PM **MR Safety Update**

Narendra S. Shet, MD

3:00 PM **Safety Concerns Related to Anesthesia/Sedation in MR**

Maddy Artunduaga, MD

3:15 PM **Ready or Not? Assessing Resident Preparedness**

Priya Sharma, MD

3:30 PM **Results Communication: Critical Results and Closing the Loop**

Ammie M. White, MD

3:45 PM **Handle with Care: Safe Patient Lifting and Transfer**


Alia Fink, MS, BSN, RN, CPN

4:00 PM **Reduction Redux: Wall Air and Other Best Practices for Managing Intussusception**

Elizabeth Snyder, MD

4:15 PM

**Adjorn**



## Friday, April 26

### The Grand Masters II: A Potpourri of Pediatric Radiology

9:00 AM – 10:20 AM

**Moderator: George A. Taylor, MD**

9:00 AM **Lessons Learned**

Boaz Karmazyn, MD

9:20 AM **Oldies but Goodies Volume II**

Richard I. Markowitz, MD, FACR

9:40 AM **Sonography in Neonates with Perforated NEC**

Alan Daneman, MBBCh

10:00 AM **History Never Repeats Itself, but it Does Often Rhyme**

Ronald A. Cohen, MD

10:20 AM – 10:30 AM **Break**

### Updates in GI Imaging

10:30 AM – 12:00 PM

**Moderators: Rama S. Ayyala, MD & Gary Schooler, MD**

10:30 AM **Imaging of Fontan Associated Liver Disease**

Cara Morin, MD, PhD

10:45 AM **Quantitative Liver Imaging**

Rekha Krishnasarma, MD

11:00 AM **AI Applications in Abdominal Imaging**

Gary Schooler, MD

11:15 AM **Rapid MR in Abdominal and Pelvic Imaging**

Nadeen Abu Ata, MD

11:30 AM **MRE and US for IBD**

Elizabeth Tang, MD

11:45 AM **Updates in Quantitative and Functional Imaging of the Pancreas**

Judy H. Squires, MD

12:00 PM – 1:00 PM **Lunch Break**

**Updates in Neuro Imaging**

1:00 PM – 2:30 PM

**Moderators: Yi Li, MD & Ashok Panigrahy, MD**1:00 PM **Pediatric Neurodegenerative Diseases**

Matheus Soldatelli, MD, PhD, EDiNR/EDiPNR

1:15 PM **Posterior Fossa Malformations**

Matthew T. Whitehead, MD

1:30 PM **Imaging of Preterm White Matter Injury**

Yi Li, MD

1:45 PM **Pediatric Abuse Head Trauma**

Alexandra M. Foust, DO

2:00 PM **Pediatric Brain Tumors**

Aashim Bhatia, MD, MS

2:15 PM **Near Infrared Spectroscopy (NIRS) Imaging in Hydrocephalus**

Pei-Yi (Ivy) Lin, PhD

2:30 PM – 2:45 PM

**Break****Updates in Quality in Pediatric Radiology**

2:45 PM – 4:15 PM

**Moderators: Summer Kaplan, MD, MS & David B. Larson, MD, MBA**2:45 PM **Peer Learning**

Jesse Sandberg, MD

3:00 PM **How Green is Your Contrast?**

Helen Kim, MD

3:15 PM **QI on a Shoestring**

Dele Kammen, MD

3:30 PM **Human Factors Engineering: QI's Missing Link**

Ethan Larsen, PhD

3:45 PM **QI in Digital Radiology: Recent Developments of the ACR Dose Index Registry and AAPM Task Groups**

Adrian Sanchez, MD, PhD

4:00 PM **Image Quality: Separating Technologist Education from Performance Evaluation**

Nadja Kadom, MD

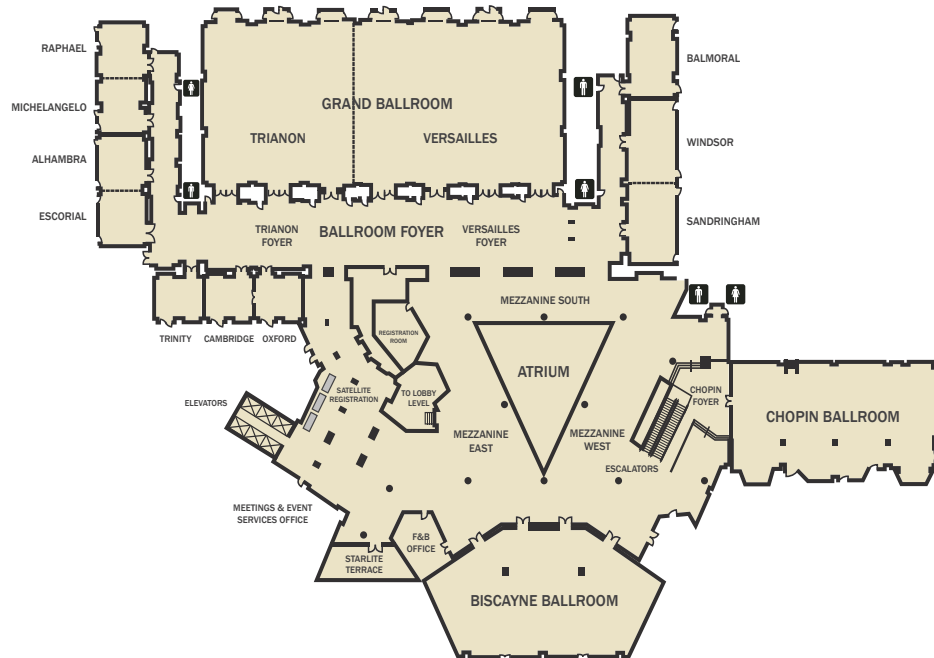
4:15 PM

**Adjorn**



InterContinental Miami Downtown  
LOBBY LEVEL

LEVEL 2 – MEZZANINE



## Upcoming Courses & Annual Meetings



### 2024 Postgraduate Course

April 25–26, 2024  
Live Online




### 2025 Annual Meeting

April 8–10, 2025  
Hilton Hawaiian Village  
Waikiki, Hawaii

### Postgraduate Course

April 24–25, 2025  
Live Online



### 2026 International Pediatric Radiology (IPR) Congress

June 1–5, 2026  
Hilton Boston Park Plaza  
Boston, Massachusetts



Have you visited the  
SPR website lately?

Stay up-to-date on the latest  
SPR news and resources!

[www.spr.org](http://www.spr.org)



**On-Demand Learning Offerings**  
for Both Members and Non-Members

# SPR **X** PRESS

Access **SPR XPress** for a catalog of on-demand learning offerings for both members and non-members. SPR members receive a discount on materials for purchase.

Not a member? Join Today!

[myedu.spr.org](https://myedu.spr.org)

**A Community Forum** for SPR Members

# SPR **X** CHANGE

The **SPR XChange** is a dynamic community designed and built just for SPR members. It's the perfect place to exchange knowledge, access resources, develop ideas and network with your colleagues.

[xchange.spr.org](https://xchange.spr.org)

