

40 THEN. 40 NOW.



ON-SITE PROGRAM

SBI2025
BREAST IMAGING
SYMPOSIUM



APRIL 24-27, 2025

The Broadmoor
Colorado Springs, CO

Where Innovation Meets Excellence

Mammotome + **sirius medical**

Introducing a new partnership!

This collaboration combines the extensive expertise and commercial capabilities of Mammotome with Sirius Medical's innovation and product knowledge, allowing both organizations to better serve you and your patients.

Stop by the Mammotome booth to experience the Pintuition® System.



Navigation starts with you

Feel confident with the Pintuition® System



Robust marker



No signal loss



Non-radioactive



TargetLOC® alignment



Mammotome.com

Mammotome is proud to be an authorized distributor of Sirius Pintuition® in the United States and Germany.

© 2025 Devicor Medical Products, Inc. All rights reserved. Sirius Pintuition is a registered trademark of Sirius Medical Systems B.V. MDM# 250160 Rev 3/25

40 THEN. 40 NOW.

Welcome to the 2025 SBI Breast Imaging Symposium! The Symposium will provide exceptional education, scientific advances, networking opportunities and practical refreshers our members have come to expect. We will celebrate the **40th anniversary of the founding of SBI** at this meeting. Here is a preview of what to expect:

Thursday's theme is **SBI: 40 Then. 40 Now. And so Much More.** The highlights will include the latest science of screening for all modalities and a practical approach to supplemental screening. The first cryoablation course will be held in the afternoon along with case-based challenges, strategies for risk assessment, advanced MRI protocols and the popular session Common Clinical Conundrums.

Friday's theme is **Breast Health is a Team Sport.** The morning plenary session will cover pathology, reconstructive surgery, radiation and surgical and medical oncology, followed by a mock tumor board. The afternoon session will feature presentations on CEM, the axilla and how to balance volume, quality and access. The President's Dinner on Friday will (be a party to) celebrate 40 years of SBI!

Saturday's theme is **The Future of Breast Radiology is Now.** The day will begin with a debate from two legends of breast radiology that you don't want to miss. The best scientific abstract award winners will be featured in the plenary session. Saturday afternoon features the Trainee Track and the Early

Career Track as well as the BI-RADS 3 Fireside Chat, and 2nd offering of the cryoablation course.

Sunday's theme is **The Rules of Breast Radiology.** The morning will feature the rules as established in the BI-RADS Atlas. Answers to your most vexing questions will be given in the live highlights of everyone's favorite column: Dear Jessica Leung. The morning will conclude with an SBI Family Feud.

The Symposium has something for everyone – trainees and seasoned veterans, basic principles and cutting-edge research, private practice and academics and specialists and generalists. As a bonus, the Symposium is a unique opportunity to network and reconnect with colleagues from around the world. On behalf of the entire 2025 Symposium Committee, thank you for joining us this week.

Peter Eby, MD, FSBI
2025 Symposium Program Chair





SBI2025

BREAST IMAGING
SYMPOSIUM



PROGRAM COMMITTEE

Peter Eby, MD, FSBI
Program Chair

Gary Whitman, MD, FSBI
Scientific Chair

Linda Moy, MD, FSBI
President

Mimi Newell, MD, FSBI
Immediate Past President

Lars Grimm, MD, FSBI

Rend Al-Khalili, MD

Dana Ataya, MD

Brian Dontchos, MD, FSBI

Tejas Mehta, MD, FSBI

Randy Miles, MD, FSBI

Anand Narayan, MD, PhD, FSBI

Elissa Price, MD, FSBI

John Scheel, MD, PhD, FSBI

Make the Most of Your Conference Experience with the **2025 SBI Breast Imaging Symposium Mobile App!**

TAKE NOTES | CREATE & SHARE SCHEDULES | PERSONAL
SUMMARY | SOCIAL FEATURES

1. Download the SBI Meetings App



Scan the QR Code or go to the Apple App Store or Google Play and search for **SBI MEETINGS** app.



App Icon

Install and open the app. Find your event icon in the Upcoming Events (bottom row) or search for **2025 SBI Breast Imaging Symposium**.

Tap the event icon to launch your event's app.



Event Icon

2. Login to the App

Log in to your account by signing in with your username (**email address**) and password (**access key**) to begin using the app.

3. App Tips

Download the app before you go! Wi-Fi connection on-site can affect the functionality of the app.

Browse the event information and create a personal schedule by tapping on the star next to presentation titles.

Take Notes on presentation slides. Find the presentation you need and interact with the presentation by drawing on slides or highlighting text. Use the note-taking mode to type your notes next to each slide. Access your notes and print them out by clicking **"My Notes"** on the home screen or **"Online Personal Summary"** in the hamburger menu.

JOINT ACCREDITATION STATEMENT



JOINTLY ACCREDITED PROVIDER™
INTERPROFESSIONAL CONTINUING EDUCATION

In support of improving patient care, this activity has been planned and implemented by Amedco LLC and the Society of Breast Imaging. Amedco LLC is jointly accredited by the Accreditation Council for Continuing Medical Education (ACCME), the Accreditation Council for Pharmacy Education (ACPE) and the American Nurses Credentialing Center (ANCC), to provide continuing education for the health care team.

Professions in scope for this activity are listed below.

Amedco Joint Accreditation Provider Number: 4008163

Physicians

Amedco LLC designates this live activity for a maximum of 21.00 *AMA PRA Category 1 Credits™* for physicians. Physicians should claim only the credit commensurate with the extent of their participation in the activity.

2025 CREDIT CLAIMING INSTRUCTIONS

Credit claiming will be available the first day of the Symposium. Attendees should claim only the credit commensurate with the extent of their participation in the Symposium; no partial credit will be given. To claim credit for the 2025 SBI Symposium, visit the mobile app or meeting webpage, log in with your attendee credentials and click on the “Claim Credit” tile.

Begin by selecting your credit type (Category 1 for physicians, Category A for technologists and Certificate of Participation for non-CME claimers), then proceed by completing the Overall Course Evaluation and the individual Session Evaluations in order to tally your credit total for your certificate. Your certificate will be available to download or print after you have completed the evaluations. The deadline to claim credit is July 28, 2025.

Mammotome

Visibility that lasts. Precision that matters.

On a mission to deliver better patient outcomes

HydroMARK™ Plus Breast Biopsy Site Marker



Featuring our exclusive hydrogel technology and two unique marker shapes with Wings that Cling™

Designed to:



Attach to tissue upon deployment¹



Improve visibility and distinguishability, enabling ease of locating^{2,3,4}



Alleviate displacement during surgical excision¹

Pintuition® System



Designed to provide navigational guidance in an easy-to-use and intuitive system

Key Advantages:



Simple 14G needle deployment



Cost effective, no capital equipment required for radiology



Precise navigational guidance with GPSDetect® and TargetLOC®

1. HydroMARK™ Device Test - PCR-000299, SDR0098 Vacuum Suction Testing
2. Compared to the original HydroMARK™ markers
3. HydroMARK™ Device Test - PCR-000414, Summative Usability
4. HydroMARK™ Design Plan - ADD-00013 Rev G, Page 15

Mammotome is proud to be an authorized distributor of Sirius Pintuition in the United States and Germany.

© 2025 Devicor Medical Products, Inc. All rights reserved. Sirius Pintuition is a registered trademark of Sirius Medical Systems B.V. MDM# 250159 Rev 3/25

Learn More



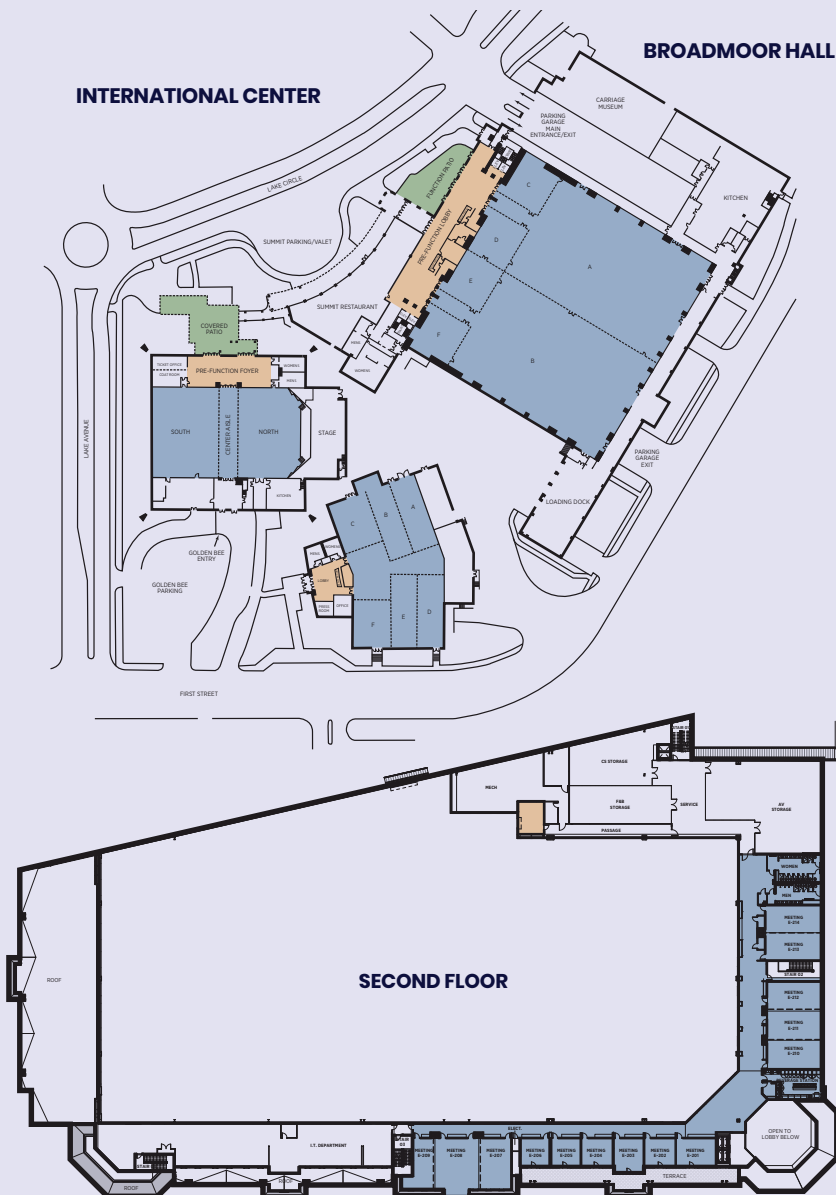
SBI EXHIBIT HALL

Exhibit Hall Hours

THURSDAY, APRIL 24 | 10:00 AM – 7:00 PM

FRIDAY, APRIL 25 | 10:00 AM – 5:00 PM

SATURDAY, APRIL 26 | 10:00 AM – 2:00 PM



PROGRAM SCHEDULE

Thursday, April 24

TIME	SESSION TITLE	PRESENTERS	ROOM
6:30 AM – 5:00 PM	SBI Info Desk & Badge Kiosks		Broadmoor Hall Lobby
7:00 AM – 7:45 AM	Breakfast		Broadmoor Hall Lobby
7:50 AM – 8:00 AM	Morning Announcements	Peter Eby, MD, FSBI	Broadmoor Hall AB
8:00 AM – 10:00 AM	Creating a Practical Algorithm for Supplemental Screening	Sarah Friedewald, MD, FSBI; Paula B. Gordon, MD, FSBI; Christopher Comstock, MD, FSBI; Margarita L. Zuley, MD, FSBI; Bethany L. Niell, MD, PhD, FSBI	Broadmoor Hall AB
10:00 AM – 10:30 AM	BREAK		Exhibit Hall
10:30 AM – 10:50 AM	Underserved Screening	John R. Scheel, MD, PhD, FSBI	Broadmoor Hall AB
10:50 AM – 11:10 AM	Transgender Screening: Data and Recommendations	Avice M. O'Connell, MD, FSBI	Broadmoor Hall AB
11:10 AM – 11:45 AM	Keynote Advocacy Session: The Changes we Fought for and the Patients who Benefited	JoAnn Pushkin; Ann L. Brown, MD, FSBI; Georgia G. Spear, MD; Paula B. Gordon, MD, FSBI; Rachel F. Brem, MD, FSBI; Lisa A. Mullen, MD, FSBI	Broadmoor Hall AB
11:45 AM – 12:00 PM	Gold Medal and Honorary Fellow Awards Ceremony	Linda Moy, MD, FSBI; JoAnn Pushkin; Paula B. Gordon, MD, FSBI	Broadmoor Hall AB
12:00 PM – 1:30 PM	Lunch & Roundtables		Exhibit Hall
1:30 PM – 2:30 PM	Breast Cryoablation Course - Paid Session	Robert C. Ward, MD; Michael Plaza, MD, FSBI; Luz A. Venta, MD, FSBI; Kenneth Tomkovich, MD; Yolanda Bryce, MD; Janice N. Thai, MD; Marilyn A. Roubidoux, MD, FSBI; Monica L. Huang, MD	Broadmoor Hall D
1:30 PM – 2:30 PM	Breast Health for the Underserved in the U.S. and Beyond	Toma Omofoye, MD, FSBI; Eniola Oluyemi, MD, FSBI	Broadmoor Hall E

TIME	SESSION TITLE	PRESENTERS	ROOM
1:30 PM – 2:30 PM	Breast MBI and Breast CT: Latest Science	Katie N. Hunt, MD, FSBI; Shadi Aminololama-Shakeri, MD, FSBI	International Center South
1:30 PM – 2:30 PM	Case Based Challenges: Mammography and Ultrasound-Guided Biopsy	Rifat A. Wahab, DO, FSBI; Tanya W. Moseley, MD, FSBI	Broadmoor Hall AB
1:30 PM – 2:30 PM	Risk Assessment: Identifying the Patients Creating the Pathway	Kathryn Lowry, MD, FSBI; Amie Y. Lee, MD, FSBI	Broadmoor Hall F
1:30 PM – 2:30 PM	Scientific Session 1: MRI/ Mammography	Gary J. Whitman, MD, FSBI; Manisha Bahl, MD, FSBI	Broadmoor Hall C
2:30 PM – 2:45 PM	BREAK		Exhibit Hall
2:45 PM – 3:45 PM	Breast Cryoablation Course - Paid Session		Broadmoor Hall D
2:45 PM – 3:45 PM	Case-Based Challenges: Architectural Distortion and Asymmetries	Liane Philpotts, MD, FSBI; Georgia G. Spear, MD	Broadmoor Hall AB
2:45 PM – 3:45 PM	Clinical Operations to Support Rural and Urban Health Equity	Wendi Owen, MD; Oreoluwa Ojutiku, MD	Broadmoor Hall E
2:45 PM – 3:45 PM	Language Matters: Communicating Results	Caroline P. Daly, MD; Katerina Dodelzon, MD, FSBI	Broadmoor Hall F
2:45 PM – 3:45 PM	Mid-Career Crisis: Should I Stay or Should I Locums?	Priscilla J. Slanetz, MD, FSBI; Nina Watson, MD	International Center South
2:45 PM – 3:45 PM	Scientific Session 2: AI	Jennifer A. Harvey, MD, FSBI; Stephen Seiler, MD, FSBI	Broadmoor Hall C
3:45 PM – 4:00 PM	BREAK		Exhibit Hall
4:00 PM – 5:00 PM	Breast Cryoablation Course - Paid Session		Broadmoor Hall D
4:00 PM – 5:00 PM	Advanced MRI Protocols You Can Use Now	Katja Pinker-Domenig, MD, PhD, FSBI; Yiming Gao, MD, FSBI	Broadmoor Hall C

TIME	SESSION TITLE	PRESENTERS	ROOM
4:00 PM – 5:00 PM	Case Based Challenges: Raise Your CDR and Lower Your RR	Heather Greenwood, MD, FSBI; Catherine Giess, MD, FSBI	Broadmoor Hall AB
4:00 PM – 5:00 PM	Common Clinical Conundrums	Jay A. Baker, MD, FSBI; Amy M. Fowler, MD, PhD, FSBI	International Center South
4:00 PM – 5:00 PM	Effective Partnerships with Academic and Community Practice	Megan Kalambo, MD, FSBI; Phoebe Freer, MD, FSBI	Broadmoor Hall E
4:00 PM – 5:00 PM	The Best Mammogram Every Time	Debra M. Ikeda, MD, FSBI; Louise Miller, RTRM, FSBI	Broadmoor Hall F
5:00 PM – 7:00 PM	Welcome Reception & Talent Show		Exhibit Hall

Friday, April 25

TIME	SESSION TITLE	PRESENTERS	ROOM
6:30 AM – 5:00 PM	SBI Info Desk & Badge Kiosks		Broadmoor Hall Lobby
7:00 AM – 7:30 AM	Morning Roundtables		Broadmoor Hall AB
7:00 AM – 7:45 AM	Breakfast		Broadmoor Hall Lobby
7:50 AM – 8:00 AM	Morning Announcements	Mimi S. Newell, MD, FSBI	Broadmoor Hall AB
8:00 AM – 9:15 AM	Breast Cancer Patients Need a Team	Niel Taunk, MD; Susan C. Lester, MD, PhD; Ana P. Lourenco, MD, FSBI; Claudine Isaacs, MD; Susan Boolbol, MD; Kenneth Fan, MD	Broadmoor Hall AB
9:15 AM – 10:00 AM	Case-Based Tumor Board	Niel Taunk, MD; Susan C. Lester, MD, PhD; Ana P. Lourenco, MD, FSBI; Claudine Isaacs, MD; Susan Boolbol, MD; Kenneth Fan, MD	Broadmoor Hall AB
10:00 AM – 10:30 AM	BREAK		Exhibit Hall

TIME	SESSION TITLE	PRESENTERS	ROOM
10:30 AM – 10:55 AM	Coming Soon to a Report Near You: BAC	Laurie R. Margolies, MD, FSBI	Broadmoor Hall AB
10:55 AM – 11:20 AM	Coming Soon to a Report Near You: MOD	Sujata V. Ghate, MD, FSBI	Broadmoor Hall AB
11:20 AM – 11:50 AM	Managing High Risk Lesions: SBI & ASBrS Guidelines	Samantha L. Heller, MD, PhD, FSBI; Susan Boolbol, MD	Broadmoor Hall AB
11:50 AM – 12:00 PM	Morning Q&A	Mimi S. Newell, MD, FSBI	Broadmoor Hall AB
12:00 PM – 1:30 PM	Lunch & Roundtables		Exhibit Hall
12:00 PM – 1:30 PM	SBI Fellows Luncheon and Business Meeting		International Center North
1:30 PM – 2:30 PM	Case-Based Challenges: Radiologic Pathologic Correlation	Ana P. Lourenco, MD, FSBI; Susan C. Lester, MD, PhD	Broadmoor Hall AB
1:30 PM – 2:30 PM	CEM Implementation and Interpretation	Bhavika Patel, MD, FSBI; Janice S. Sung, MD, FSBI	International Center South
1:30 PM – 2:30 PM	Global Health: SBI Members Across the World	Victoria L. Mango, MD, FSBI; Wei-Tse Yang, MD, FSBI	Broadmoor Hall D
1:30 PM – 2:30 PM	Increasing Efficiency and Quality	Rich Ellis, MD, FSBI; Christine Edmonds, MD, FSBI	Broadmoor Hall E
1:30 PM – 2:30 PM	Radiologist Recruitment and Retention	Jay R. Parikh, MD, FSBI; Donna Plecha, MD, FSBI	Broadmoor Hall F
1:30 PM – 2:30 PM	Scientific Session 3: Auditing/Classification	Jean M. Seely, MD, FSBI; Randy C. Miles, MD, FSBI	Broadmoor Hall C
2:30 PM – 3:15 PM	BREAK		Exhibit Hall
3:15 PM – 4:15 PM	Alphabet Soup: LIP, MQSA, EQUIP, BI-RADS, FDA, and NMD	Jeffrey Hawley, MD; Michelle V. Lee, MD, FSBI	Broadmoor Hall C
3:15 PM – 4:15 PM	Case Based Challenges: MRI Screening and Extent of Disease	Eric L. Rosen, MD, FSBI; Roberta M. Strigel, MD, FSBI	Broadmoor Hall AB

TIME	SESSION TITLE	PRESENTERS	ROOM
3:15 PM – 4:15 PM	CEM: How Does CEM Fit into my Practice and Will I Get Paid?	Karen S. Johnson, MD, FSBI; Jordana Phillips, MD, FSBI	International Center South
3:15 PM – 4:15 PM	Reaching More Patients: Remote Diagnostics & Mobile Mammography	Brian N. Dontchos, MD, FSBI; Marilyn A. Roubidoux, MD, FSBI	Broadmoor Hall F
3:15 PM – 4:15 PM	The Axilla: What Now?	Steven P. Poplack, MD, FSBI; Basak E. Dogan, MD, FSBI	Broadmoor Hall E
3:15 PM – 4:15 PM	Volume Issues: Balancing Quantity, Quality and Safety	Donna Plecha, MD, FSBI; Debra Monticciolo, MD, FSBI; Stamatia V. Destounis, MD, FSBI	Broadmoor Hall D
6:00 PM – 11:00 PM	SBI President's Dinner - Ticketed Event		International Center

Saturday, April 26

TIME	SESSION TITLE	PRESENTERS	ROOM
7:00 AM – 5:00 PM	SBI Info Desk & Badge Kiosks		Broadmoor Hall Lobby
7:00 AM – 7:30 AM	Morning Roundtables		Broadmoor Hall AB
7:00 AM – 7:45 AM	Breakfast		Broadmoor Hall Lobby
7:50 AM – 8:00 AM	All Members Meeting & Induction of New President	Linda Moy, MD, FSBI	Broadmoor Hall AB
8:00 AM – 8:50 AM	Should I Invest in AI Now, or Wait?	Jean M. Seely, MD, FSBI; Etta D. Pisano, MD, FSBI	Broadmoor Hall AB
8:50 AM – 9:15 AM	Ethics, Bias and Responsible Use of AI	Tejas S. Mehta, MD, FSBI	Broadmoor Hall AB
9:15 AM – 9:40 AM	Practical and Pro Tips for Incorporating AI into Your Practice	Rachel F. Brem, MD, FSBI	Broadmoor Hall AB

TIME	SESSION TITLE	PRESENTERS	ROOM
9:40 AM – 10:00 AM	Morning Q&A	Linda Moy, MD, FSBI	Broadmoor Hall AB
10:00 AM – 10:30 AM	BREAK		Exhibit Hall
10:30 AM – 10:50 AM	SBI Research and Education Fund	Robert M. Nishikawa, PhD, FSBI	Broadmoor Hall AB
10:50 AM – 11:20 AM	Best Science of SBI: 3 Abstract Award Presentations	Lin Gu, MD; Emily Knippa, MD (presenting on behalf of Jenifer Chisom Ogu, BS); Bohwa Choi, PhD	Broadmoor Hall AB
11:20 AM – 11:50 AM	Future of Breast Radiology: The European Perspective	Ruud Pijnappel, MD, PhD	Broadmoor Hall AB
11:50 AM – 12:00 PM	The Journal of Breast Imaging	Michael A. Cohen, MD, FSBI	Broadmoor Hall AB
12:00 PM – 1:30 PM	Lunch & Roundtables		Exhibit Hall
12:00 PM – 1:30 PM	Section Chiefs Luncheon		International Center North
1:30 PM – 2:30 PM	Breast Cryoablation Course - Paid Session	Robert C. Ward, MD; Michael Plaza, MD, FSBI; Luz A. Venta, MD, FSBI; Kenneth Tomkovich, MD; Yolanda Bryce, MD; Janice N. Thai, MD; Marilyn A. Roubidoux, MD, FSBI; Monica L. Huang, MD	Broadmoor Hall D
1:30 PM – 2:30 PM	Early Career Track: Mentorship, Sponsorship, and How to Get Comfortable Behind the Podium	Alison L. Chetlen, DO, FSBI; Elissa R. Price, MD, FSBI	Broadmoor Hall F
1:30 PM – 2:30 PM	Procedure Pro-Tips: Image-Guided Localizations and MR Biopsy	Haydee Ojeda-Fournier, MD, FSBI; Eren D. Yeh, MD, FSBI	Broadmoor Hall AB

TIME	SESSION TITLE	PRESENTERS	ROOM
1:30 PM – 2:30 PM	Scientific Session 4: CEM and Screening	Robert M. Nishikawa, PhD, FSBI; Manisha Bahl, MD, FSBI	Broadmoor Hall C
1:30 PM – 2:30 PM	Strategies to Achieve Operational Goals & Improve Workflow Efficiency in Breast Imaging	Randy C. Miles, MD, FSBI; Vilert Loving, MD, FSBI	International Center
1:30 PM – 2:30 PM	Trainee Track: Resident and Fellow Challenging Case Competition	John Lewin, MD, FSBI; Rend Al-Khalili, MD	Broadmoor Hall E
2:30 PM – 2:45 PM	BREAK		Broadmoor Hall Lobby
2:45 PM – 3:45 PM	Breast Cryoablation Course - Paid Session		Broadmoor Hall D
2:45 PM – 3:45 PM	Early Career Track: Understanding the Finances of Breast Radiology for Yourself and Your Clinic	Dana H. Smetherman, MD, FSBI; Priscilla J. Slanetz, MD, FSBI	Broadmoor Hall F
2:45 PM – 3:45 PM	Case Based Challenges: Calcifications	Sona A. Chikarmane, MD, FSBI; Laurie L. Fajardo, MD, FSBI	Broadmoor Hall AB
2:45 PM – 3:45 PM	Molecular Subtypes and De-escalation Management of Breast Cancer	Cherie M. Kuzmiak, DO, FSBI; Habib Rahbar, MD, FSBI	International Center South
2:45 PM – 3:45 PM	Scientific Session 5: Breast Imaging Practice	Paula B. Gordon, MD, FSBI; Stuart Kaplan, MD, FSBI	Broadmoor Hall C
2:45 PM – 3:45 PM	Trainee Track: How to Succeed in Fellowship	Samantha Zuckerman, MD; Bonnie N. Joe, MD, PhD, FSBI	Broadmoor Hall E
3:45 PM – 4:00 PM	BREAK		
4:00 PM – 5:00 PM	Breast Cryoablation Course - Paid Session		Broadmoor Hall D

TIME	SESSION TITLE	PRESENTERS	ROOM
4:00 PM – 5:00 PM	Case Based Challenges: Screening and Diagnostic Ultrasound	Regina J. Hooley, MD, FSBI; Jessica Hayward, MD, FSBI	International Center South
4:00 PM – 5:00 PM	Early Career Track: Staying Out of Trouble: How to Avoid Legal Traps and Prevent Burnout	Michael N. Linver, MD, FSBI; Reni S. Butler, MD	Broadmoor Hall F
4:00 PM – 5:00 PM	The More Inclusive Clinic	Anand K. Narayan, MD, PhD, FSBI; Charmi Vijapura, MD	Broadmoor Hall C
4:00 PM – 5:00 PM	Trainee Track: First Private Practice Job	Colleen Neal, MD, FSBI; Lauren Friedlander, MD	Broadmoor Hall E
4:00 PM – 5:00 PM	BI-RADS 3 Fireside Chat	Edward A. Sickles, MD, FSBI; Ethan O. Cohen, MD, FSBI; Jessica W.T. Leung, MD, FSBI	Broadmoor Hall AB
5:00 PM – 6:00 PM	Resident and Fellow Section (RFS) & Early Career Reception		Broadmoor Hall Patio



Sunday, April 27

TIME	SESSION TITLE	PRESENTERS	ROOM
7:00 AM – 12:00 PM	SBI Info Desk & Badge Kiosks		Broadmoor Hall Lobby
7:00 AM – 7:45 AM	Breakfast		Broadmoor Hall Lobby
7:50 AM – 8:00 AM	Morning Announcements	Gary J. Whitman, MD, FSBI	Broadmoor Hall AB
8:00 AM – 8:40 AM	Dear Jessica Leung	Jessica W.T. Leung, MD, FSBI	Broadmoor Hall AB
8:40 AM – 8:55 AM	BI-RADS Mammography	Steven P. Poplack, MD, FSBI	Broadmoor Hall AB
8:55 AM – 9:10 AM	BI-RADS Ultrasound	Vilert Loving, MD, FSBI	Broadmoor Hall AB
9:10 AM – 9:25 AM	BI-RADS MRI	Lilian C. Wang, MD	Broadmoor Hall AB
9:25 AM – 9:40 AM	BI-RADS Audit and Outcomes	Peter R. Eby, MD, FSBI	Broadmoor Hall AB
9:40 AM – 10:00 AM	BI-RADS Q&A	Mimi S. Newell, MD, FSBI	Broadmoor Hall AB
10:00 AM – 10:30 AM	BREAK		Broadmoor Hall Pre-Function
10:30 AM – 10:50 AM	Answers to Challenging Cases	Gary J. Whitman, MD, FSBI	Broadmoor Hall AB
10:50 AM – 11:50 AM	Family Feud	Lars J. Grimm, MD, FSBI	Broadmoor Hall AB
11:50 AM – 12:00 PM	Closing Remarks	Gary J. Whitman, MD, FSBI	Broadmoor Hall AB

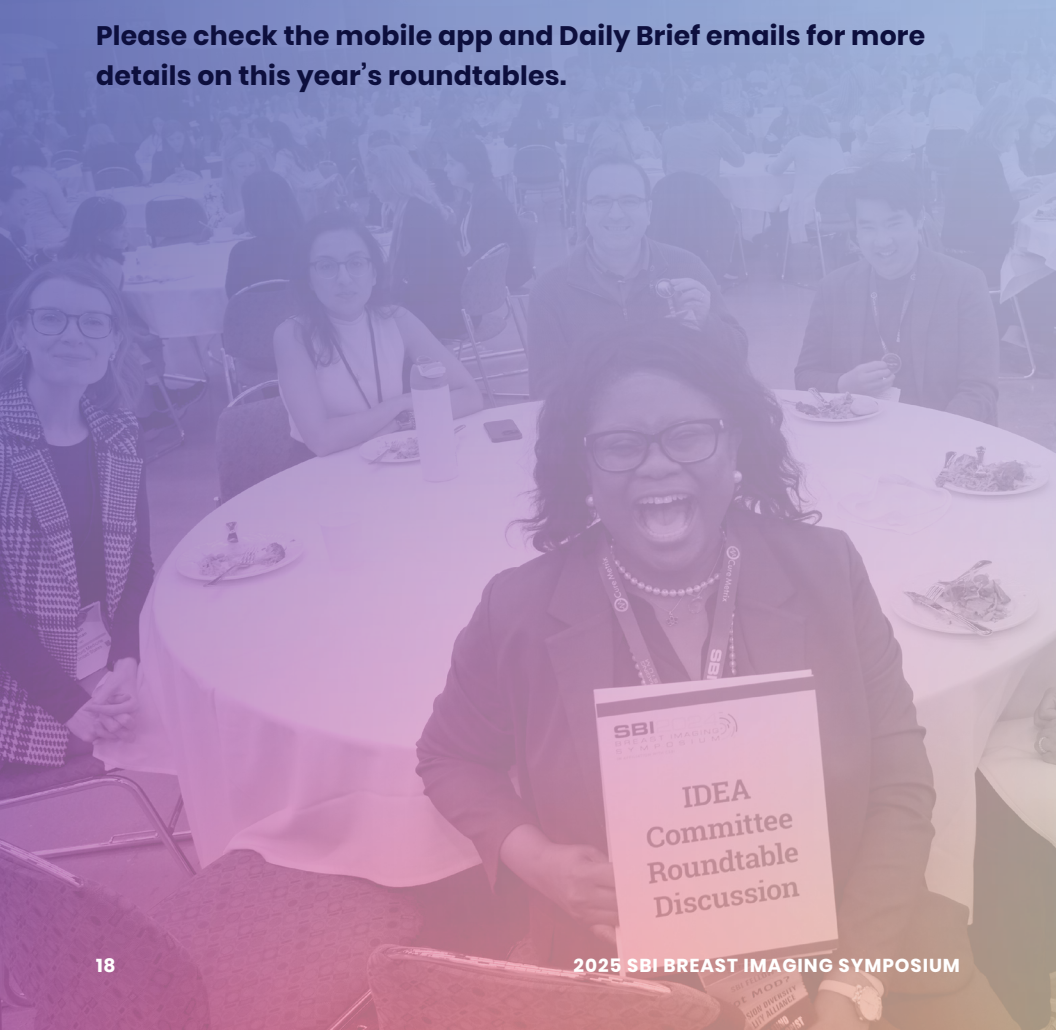
SBI2025

BREAST IMAGING
SYMPOSIUM

ROUNDTABLES

The 2025 SBI Symposium will have a great selection of informal roundtable discussions. Roundtables will be held Thursday-Saturday, 7:00 AM – 7:30 AM in the general session and 12:30 PM – 1:00 PM during the lunch break in the exhibit hall. We encourage attendees to grab food and join a roundtable!

Please check the mobile app and Daily Brief emails for more details on this year's roundtables.



Thursday, April 24

12:30 PM – 1:00 PM

Keynote Session Speakers | JoAnn Pushkin; Ann Brown, MD, FSBI; Georgia G. Spear, MD; Paula Gordon, MD, FSBI; Rachel Brem, MD, FSBI; Lisa Mullen, MD, FSBI

First-time Attendees

SBI Fellowship Match Committee | Samantha Zuckerman, MD

SBI Patient Care and Delivery Committee | Katerina Dodelzon, MD, FSBI; Kristen Coffey, MD

SBI Social Media Committee | Rachel Preisser, MD

SBI Mentorship Committee | R. Jared Weinfurter, MD, FSBI

Friday, April 25

7:00 AM – 7:30 AM

SBI Fellowship Match Committee | Samantha Zuckerman, MD

SBI Social Media Committee | Rachel Preisser, MD

12:30 PM – 1:00 PM

SBI Inclusion Diversity Equity Alliance | Tanya W. Moseley, MD, FSBI

SBI Patient Care and Delivery Committee | Kathryn Zamora, MD

SBI Education Committee | Dana Ataya, MD

SBI Early Career Section Committee | Rend Al-Khalili, MD; Allison Aripoli, MD

First-time Attendees

SBI Mentorship Committee | Stefanie Woodard, DO

Saturday, April 26

7:00 AM – 7:30 AM

SBI Fellowship Match Committee | Samantha Zuckerman, MD

First-time Attendees

SBI Social Media Committee | Rachel Preisser, MD

12:30 PM – 1:00 PM

First-time Attendees

SBI Mentorship Committee | Lisa Mullen, MD, FSBI

SPONSORED LEARNING

Thursday, April 24

LUNCH & LEARN: SIEMENS HEALTHINEERS

12:15 PM – 1:15 PM | E213/214

Join Siemens Healthineers for an exclusive Lunch & Learn session on Early Breast Lesion Detection: An Integrated Multi-Modality Approach.

Dr. Sean Raj, MD, MBA, FSBI Chief Innovation Officer, SimonMed Imaging Scottsdale, AZ; Dr. Andrea Lamphiear, MD Co-Owner & Founder, Grace Breast Imaging and Spa; Toni Urcadez (MRSO)(MRSC),R.T.(R),(CT),(MR),(M) MR Clinical Product Manager – Women's Health

Siemens Healthineers offers a comprehensive approach to breast cancer care, covering the entire pathway from screening and diagnosis to treatment and follow-up. Learn how health care providers are using cutting-edge technology to improve outcomes and provide patient-centric care. Gain invaluable insights from a panel of your peers, network with like-minded professionals and explore innovative methods for early breast lesion detection.

LEARNING LAB: MAMMOTOME

1:30 PM – 2:30 PM, 2:45 PM – 3:45 PM and 4:00 PM – 5:00 PM | E207/208/209

Mastering Ultrasound Skills from Biopsy to Localization


Elevate your biopsy skills to the next level, learning advanced techniques including how to achieve benign lesion removal through vacuum-assisted excision.

LEARNING LAB: BAYER

1:30 PM – 2:30PM, 2:45 PM – 3:45 PM and 4:00 PM – 5:00 PM | E210/211/212

Enhancing your imaging suite with CEM and Empowering your practice with Medrad® Stellant Flex, the first and only contrast injector cleared for contrast-enhanced mammography

Join this hands-on learning lab while at SBI. During this interactive lab, you'll learn about the key steps to implementing CEM into your radiology practice and enhance your understanding of using a power-injector. This learning lab is sponsored by Bayer in collaboration with Hologic.



Friday, April 25

LUNCH & LEARN: MAMMOTOME

12:15 PM – 1:15 PM | E210/211/212

Visibility that Lasts. Precision that Matters.

Angelique Floerke, MD

Discover how advancements in technology are optimizing the pathway from biopsy markers to localization.

LUNCH & LEARN: HOLOGIC

12:15 PM – 1:15 PM | E213/214

Empowering Mammography with AI: Enhancing Accuracy and Early Detection

Ryan Gabriel, MD

Please join us for an exciting session that focuses on the integration of artificial intelligence into mammography to improve the accuracy of breast cancer screenings and facilitate early detection. This session will cover technological advancements, accuracy improvements, clinical integration, case review and future directions. Join us while we explore the transformative potential of AI in improving outcomes and ultimately enhancing patient care.

LEARNING LAB: BD

1:30 PM – 2:30 PM and 2:45 PM – 3:45 PM | E207/208/209

A Comprehensive Lineup to Elevate Your Ultrasound-Guided Breast Biopsy Procedures

Get hands on with BD's state-of-the-art breast biopsy tools: the BD EleVation™ Breast Biopsy System, Marquee™ Disposable Core Biopsy Instrument and UltraCor™ Twirl™ Breast Tissue Marker. Use ultrasound guidance to sample and mark in breast phantoms and check out the two new shapes joining the UltraCor™ Twirl™ Breast Tissue Marker family!

Saturday, April 26

LUNCH & LEARN: BRACCO DIAGNOSTICS

12:15 PM – 1:15 PM | E213/214

Evolving Strategies in Breast Imaging: Optimizing GBCA Use for Screening & Diagnosis

Elizabeth A. Morris, MD, FSBI, Professor & Chair, UCD Department of Radiology, UC Davis Health

This program will enhance participants' understanding of MRI quality and safety considerations while providing insights into establishing and maintaining a robust screening program. Experts will also discuss experiences with gadolinium-based contrast agents (GBCAs) and new optimizations for breast MRI. Attendees will gain practical knowledge to improve MRI protocols, enhance patient care and stay updated on the latest advancements of low-dose GBCA imaging.



2025 SBI GOLD MEDALIST

The SBI Gold Medal recognizes individuals for their outstanding contributions to the field of breast imaging and their distinguished and extraordinary service to the Society of Breast Imaging and other medical societies and organizations.

Join us in congratulating our 2025 Gold Medalist **Paula Gordon, MD, FSBI!**

Paula Gordon is a clinical professor of radiology at UBC with more than 40 years of experience. She introduced breast ultrasound to Vancouver, pioneering its use for image-guided biopsies and demonstrating its value in detecting cancers missed by mammograms. Her groundbreaking 1995 publication revolutionized screening for women with dense breasts, influencing practices worldwide. She has authored key papers on benign fibroadenomas and interval cancers, shaping diagnostic and quality assurance standards. An Officer of the Order of Canada, she has received numerous honors, including the Order of British Columbia. She volunteers as a medical advisor to Dense Breasts Canada and DenseBreast-info.org and as vice president of the Canucks for Kids Fund.



2025 SBI HONORARY FELLOW

Honorary Fellows are individuals who have made outstanding contributions to breast imaging and who are otherwise eligible for membership in the society. They are elected by a majority of the active SBI Fellows and remain dues exempt members for life.

Join us in congratulating our 2025 Honorary Fellow **JoAnn Pushkin!**

JoAnn Pushkin is the executive director and cofounder of DenseBreast-info, Inc. She discovered the risks of dense breast tissue after a palpable lump went undetected by mammography for years. Her advocacy inspired New York State's landmark Breast Density Inform law and led efforts for federal legislation, including the FDA's Mammography Quality Standards Act amendment. She also spearheads support for the Find It Early Act. In 2015, she cofounded DenseBreast-info.org, now the world's leading educational resource on breast density, with nearly one million visits expected in 2024. The organization sponsors World Dense Breast Day, engaging participants from 104 countries. Ms. Pushkin authors articles, speaks internationally and mentors advocates on this critical issue.



RESEARCH & EDUCATION FUND

The mission of the SBI Research & Education (R&E) Fund is to support the research and education of breast imaging professionals. SBI wishes to offer travel grants to medical students, residents and fellows who have been selected to present their original scientific work at the SBI Breast Imaging Symposium. Your generous donations will ensure these deserving young professionals — the future of the society — have the access, support and resources they need to excel.

WHAT YOUR DONATIONS SUPPORT: RESEARCH AWARD WINNERS

Three research prizes are awarded for oral abstracts presented at the annual Symposium: one to a medical student/resident, one to a fellow and one to an international organization, based on scientific merit.

2025 ABSTRACT AWARD WINNERS



Wendell Scott Research Award Winner

Lin Gu, MD

Breast Imaging Fellow

UPMC Magee-Womens Hospital

Prevalence of Acute and Delayed Contrast Reactions with Multiple Exposures to Contrast Enhanced Mammography – Experience from the TOCEM Trial



Gerald D. Dodd Jr., Research Award Winner

Jenifer Chisom Ogu, BS

Medical Student

University of Texas Southwestern Medical School

Differences in Patient Acceptance of Artificial Intelligence Use in the Interpretation of Mammograms



International Abstract Award Winner

Bohwa Choi, PhD

Clinical Assistant Professor, Radiology

National Cancer Center, Republic of Korea

Optimizing Recall Rates for Screening Mammography in Korean Women: A Retrospective Study Tailored by Breast Density and Age

2025 Electronic Abstract Winners

Two awards are presented to the highest-scoring electronic abstracts submitted to the Symposium, including one submitted by an international organization.



Richard Sharpe, Jr., MD

Associate Professor

Mayo Clinic Arizona

Understanding the Method of Detection (MOD) in Breast Cancer: Evolution, Current Practices, and Common Questions



Vitor Chiarini Zanetta, MD

Breast Imaging Radiologist

Dasa (Diagnósticos da América S.A.), Brazil

Understanding Benign Breast Lesions on Neoadjuvant Chemotherapy: Essential Magnetic Resonance Imaging Insights for Breast Radiologists

EXHIBITORS

as of March 28, 2025

BOOTH EXHIBITOR

442	AbbaDox
548	AIRS Medical
447	Ambry Genetics
334	American College of Radiology - Radiology Advocacy Network & RADPAC
346	Barco Inc
226	Bayer
312	BD
515	Beekley Medical
531	Bloom Medical Simulation (One World DMG)
213	Bracco Diagnostics Inc.
535	Canon Medical Systems, USA
210	Cirdan Ltd
347	CMR Molecular Imaging
224	Coast to Coast HTM, LLC
248	CompAI Healthcare
218	DeepHealth
507	Densitas
425	Double Black Imaging
523	Echolight Medical
524	Elucent Medical
221	Esaote North America
440	European Society of Breast Imaging (EUSOBI)
546	Farber Specialty Vehicles (Video Display 1)
215	Ferrum Health
419	FUJIFILM Healthcare Americas Corporation
407	GE HealthCare
246	Guerbet LLC
207	Hologic
219	iCAD, Inc.
237	IceCure Medical

BOOTH EXHIBITOR

318	Ikonopedia, Inc.
222	INRAD INC
449	Koios Medical
249	Koning Corporation
242	LocumTenens.com
212	LucidHealth
341	MagView
513	Mammography Educators
307	Mammotome
542	Medecom
533	Medicus Healthcare Solutions
418	Merit Medical Oncology
231	MeVis BreastCare GmbH & Co. KG
519	MOLLI Surgical
446	Philips Healthcare
240	Planmed, Inc.
527	RAD-AID International
247	Radia Inc P.S.
233	Radiology Health Equity Coalition
336	Radiology Partners
225	Samsung Healthcare
330	ScreenPoint Medical Inc.
313	Seno Medical Instruments, Inc
325	Siemens Healthineers
206	SmartBreast
SBI	Society of Breast Imaging
423	SurgMark GmbH
319	Therapixel Inc.
214	Three Palm Software
208	Visage Imaging
441	Volpara Health
525	Watson Clinic

THANK YOU TO OUR 2025 SPONSORS!

DIAMOND

HOLOGIC
Mammotome

PLATINUM



GOLD



LIFE FROM INSIDE



BRONZE



Cure Metrix

FUJIFILM



SBI2025
BREAST IMAGING
SYMPOSIUM

CAREER FAIR

Bartolin Hall
The Broadmoor

THURSDAY, APRIL 24, 2025

10:00 AM – 7:00 PM (MT)

FRIDAY, APRIL 25, 2025

10:00 AM – 5:00 PM (MT)



Scan the QR code to
see the participating
organizations!



How it Works:



Find new career opportunities from leading employers that are eager to hire.



Connect directly with recruiters – easier and more effective than hitting the 'Apply Now' button.



Build your network by continuing your conversations with recruiters weeks (and even months!) after the event is over.

All this and more awaits you at the Career Fair during the 2025 SBI Breast Imaging Symposium

HOLOGIC

Stay Ahead of the Curve.

Booth 207



Genius AI® Detection PRO Solution

NOTES

[illegible]

Mammotome

You're invited to join us!



Hands-On Workshops

Mastering Ultrasound Skills from Biopsy to Localization

Elevate your biopsy skills to the next level and learn advanced techniques including how to achieve benign lesion removal through vacuum-assisted excision.



Thursday, April 24

1:30pm • 2:45pm • 4:00pm

Interactive Lunch & Learn

**Visibility that lasts.
Precision that matters.**

Discover how advancements in technology are optimizing the pathway from biopsy markers to localization.



Friday, April 25

12:15pm - 1:15pm



Mammotome.com

© 2025 Devicor Medical Products, Inc. All rights reserved. MDM# 250161 Rev 3/25

SBI2026
BREAST IMAGING
SYMPOSIUM



SAVE THE DATE

APRIL 16-19, 2026

Seattle Convention Center
Seattle, Washington

