



## Public Health Department

Monica Soderstrom, RN, PHN, Director  
Dr. Jarett Beaudoin, MD, MPH, Health Officer

### Environmental Health Division

202 Mira Loma Drive  
Oroville, California 95965

T: 530.552.3880  
F: 530.538.5339




[buttecounty.net/publichealth](http://buttecounty.net/publichealth)

## Sign Requirements for Public Pool Facilities

- The following requirements can be found in Title 24 of the California Building Code.
- Requirements apply to all new and existing public pool facilities effective September 1, 2012.  
**Note:** *Public pool is defined as any public swimming pool, public bathhouse, public swimming place, and public bathing place that is or includes an artificial basin, chamber, or tank constructed or prefabricated with impermeable surfaces and such pools, bathhouses, and places are used or intended to be used for public swimming, diving, or recreational water activities. "Public Pool" does not include individual therapeutic tubs or baths where the main purpose is cleaning of the body.*





### The following signs are required:

All signs must have clearly legible letters or numbers not less than 4 inches (102 mm) high, (unless otherwise required). (3120B.1)

SIGN	LOCATION	REQUIRED FOR:	EXAMPLE
<b><u>POOL CAPACITY</u></b> A sign must indicate the maximum number of pool users permitted for each pool. (3120B.2)  <b><u>Note:</u></b> -Capacity of a spa pool is based on one person for every 10 square feet of spa pool water surface area. -Capacity for all other pools is based on one person for every 20 square feet of pool water surface area.	Sign must be affixed to a wall, pole, gate, or similar permanent structure in a location visible to all pool users.	<ul style="list-style-type: none"> <li>• Pools</li> <li>• Spas</li> </ul>	  
<b><u>NO DIVING</u></b> Pools with a maximum water depth of 6 feet or less must have signs stating, "NO DIVING." (3120B.3)	Signs must be posted in conspicuous places easily visible from all areas of pool enclosure.	<ul style="list-style-type: none"> <li>• Pools</li> <li>• Spas</li> <li>• Wading Pools</li> </ul>	

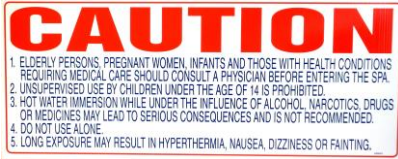


## Sign Requirements for Public Pool Facilities

Page -2-

SIGN	LOCATION	REQUIRED FOR:	EXAMPLE
<p><b><u>KEEP CLOSED</u></b> A sign must be posted stating, "KEEP GATE CLOSED," or "KEEP DOOR CLOSED." (3120B.10)</p>	Sign must be posted on the exterior side of gates and doors leading into the pool enclosure area.	<ul style="list-style-type: none"> <li>• Pools</li> <li>• Spas</li> <li>• Wading pools</li> </ul>	
<p><b><u>NO LIFEGUARD ON DUTY</u></b> Where no lifeguard service is provided a warning sign must be posted stating, "NO LIFEGUARD ON DUTY." The sign also must state in letters at least 1 inch high, "Children should not use pool without adult supervision." (3120B.4)</p>	Sign must be affixed to a wall, pole, gate or similar permanent structure in a location visible to all pool users.	<ul style="list-style-type: none"> <li>• Pools</li> <li>• Spas</li> </ul>	
<p><b><u>CPR</u></b> An illustrated diagram with text at least 1/4 inch high of artificial respiration and CPR procedures. (3120B.5)</p>	Sign must be affixed to a wall, pole, gate, or similar permanent structure in a location visible to all pool users.	<ul style="list-style-type: none"> <li>• Pools</li> <li>• Spas</li> <li>• Spray Grounds</li> <li>• Wading Pools</li> </ul>	
<p><b><u>911</u></b> The emergency telephone number 911 with numbers not less than 4 inches, the number of the nearest emergency services (Fire Department) and the name and street address of the pool facility with numbers and text not less than 1 inch must be posted. (3120B.6)</p>	Sign must be affixed to a wall, pole, gate or similar permanent structure in a location visible to all pool users.	<ul style="list-style-type: none"> <li>• Pools</li> <li>• Spas</li> <li>• Spray Grounds</li> <li>• Wading Pools</li> </ul>	<p><b><u>EMERGENCY Dial 911</u></b></p> <p>Nearest Emergency Services: Sac Metro 916-228-3000</p> <p>Facility Name: <u>ABC Apartments</u></p> <p>Facility Address: <u>123 Broadway</u></p>
<p><b><u>DIARRHEA</u></b> A sign in letters at least 1 inch high and in a language or diagram which clearly states that persons having currently active diarrhea or who have had active diarrhea within the previous 14 days shall not be allowed to enter the pool water. (3120B.11)</p>	Sign must be posted at the entrance area of a public pool.	<ul style="list-style-type: none"> <li>• Pools</li> <li>• Spas</li> <li>• Wading Pools</li> <li>• Spray Grounds</li> </ul>	

## Sign Requirements for Public Pool Facilities

Page -3-



SIGN	LOCATION	REQUIRED FOR:	EXAMPLE
<p><b><u>SPA WARNING</u></b></p> <p>A warning sign for spa pools must be posted stating, "CAUTION" and must include the following language in letters at least 1 inch high. (3120B.7):</p> <ol style="list-style-type: none"> <li>1. Elderly persons, pregnant women, infants and those with health conditions requiring medical care should consult with a physician before entering the spa.</li> <li>2. Unsupervised use by children under the age of 14 is prohibited.</li> <li>3. Hot water immersion while under the influence of alcohol, narcotics, drugs, or medicines may lead to serious consequences and is not recommended.</li> <li>4. Do not use alone.</li> <li>5. Long exposure may result in hyperthermia, nausea, dizziness, or fainting.</li> </ol>	<p>Sign must be affixed to a wall, pole, gate, or similar permanent structure in a location visible to all spa users.</p>	<ul style="list-style-type: none"> <li>• Spas</li> </ul>	
<p><b><u>EMERGENCY SHUT OFF</u></b></p> <p>Sign in letters at least one inch (25mm) high and stating, "EMERGENCY SHUT OFF SWITCH." (3120B.8)</p>	<p>Sign must be posted at the spa emergency shut off switch.</p>	<ul style="list-style-type: none"> <li>• Spas</li> </ul>	
<p><b><u>SPRAY GROUND</u></b></p> <p>Spray ground must have a sign posted that states, "CAUTION: WATER IS RECIRCULATED. DO NOT DRINK." (3120B.13)</p>	<p>Sign must be posted at each spray ground and be visible from any part of the spray ground.</p>	<ul style="list-style-type: none"> <li>• Spray Grounds</li> </ul>	



## Sign Requirements for Public Pool Facilities

Page -4-

### Additional Signs May Be Required For:

<p><b><u>KEYED GATES</u></b></p> <p>If pool enclosure has gates that require a key to exit, those gates and/or doors which will allow egress without a key must have a sign in letters at least 4 inches high stating EMERGENCY EXIT. (3119B.2 (3))</p> <p><b><u>Note:</u></b></p> <p>-A pool enclosure must have at least one means of egress without a key for emergency purposes.</p>	<p>Sign must be posted on gates/doors where keyless egress is possible.</p>	 A rectangular sign with a red border and red text that reads "EMERGENCY EXIT".
<p><b><u>NO LIGHTS</u></b></p> <p>If pool was constructed without lighting or if lighting is inoperable, a sign must be posted stating, "NO USE OF POOL ALLOWED AFTER DARK." (3120B.9)</p>	<p>Sign must be posted at each pool entrance on the outside of the gate(s).</p>	 A rectangular sign with a red border. It features a red icon of a swimmer in a pool at the top. Below the icon, the text "No Use of Pool Allowed After Dark" is written in black.

**\*Additional signs are required for wave pools & facilities using gaseous chlorine. Contact this Department for details.**

**For additional questions regarding Public Pools, please contact Butte County Environmental Health Division at (530)552-3880 or visit our website [www.buttecounty.net/755/Environmental-Health](http://www.buttecounty.net/755/Environmental-Health)**