



prescription

What to do if you suspect an opioid drug overdose:

INTRAMUSCULAR NALOXONE

person receiving prescription

name (first and last)

date of birth (mm/dd/yyyy)

street address

city, state, ZIP code

prescriber information

prescriber name (first and last)

prescriber address

prescriber city, state, ZIP code

prescriber phone number

prescription details

Naloxone HCl 0.4 mg/mL (Narcan)

1 x 10 mL as one fliptop vial (NDC 0409-1219-01) **OR**

2 x 1 mL single dose vials (NDC 0409-1215-01)

refills: _____

Intramuscular (IM) syringe, 23 G, 3cc, 1 inch

Qty: _____ refills: _____

Sig: For suspected opioid overdose, inject 1 mL in shoulder or thigh muscle. Repeat after 3-5 minutes if no or minimal response.

prescriber signature

date

1. Call 911



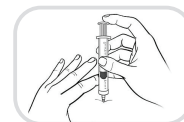
All you have to say: "Someone is not responsive and I can't seem to wake them." Give a clear address and location.

2. Rescue Breathing



Make sure airway is clear and nothing is inside the person's mouth. Using a barrier protection for your mouth, tilt head back, seal your mouth over the person's mouth, pinch nose, and breathe, making chest rise. If you do not use a barrier for your mouth, follow up with medical professional to address possible risk exposure.

3. Give Naloxone




Get naloxone and prepare it quickly so the person won't go for too long without your breathing assistance. A second dose may be needed.

4. Continue Rescue Breathing




Continue 1 rescue breath every 5-6 seconds until the person awakens or first responders arrive.

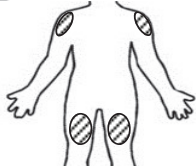
How to give Intramuscular Naloxone



1 Insert uncovered needle with plunger pushed all the way into syringe into the upside down bottle.




2 With needle tip in the liquid, pull back on the syringe and take up 1 mL of medication.



3 Pick a big muscle (shown above) to inject the naloxone.

5 If you haven't done so already call 9-1-1. Continue rescue breathing until the paramedics arrive if the person cannot breathe on their own.

6 If after 3-5 minutes of administering naloxone the person has minimal or no breathing or responsiveness give a second injection. Dispose of syringe safely.



4 Pinch the muscle and insert the needle straight into muscle at a 90 degree angle. Release the muscle and gently inject the 1cc of naloxone.

If a hypersensitivity to naloxone is or becomes evident, cease naloxone administration and continue rescue breathing until first responders arrive.

Signs of an overdose:

- Not responsive/can't wake up
- Body is limp
- Blue/dark purple fingernails and lips
- Breathing is slow or stopped
- Pulse is slow or stopped
- Snore-like gurgling noise
- Awake, but unable to talk

Find information on alcohol and drug treatment and recovery support services at nhtreatment.org



Call 211 for more information and referral resources. Or go to 211nh.org



Can experience addiction • Can ask for help • Can Recover

CAN SAVE A LIFE

This naloxone prescription and education template is based on templates available on prescribetoprevent.org and has been modified and edited by a cross-section of stakeholders associated with the task forces of the NH Governor's Commission on Alcohol and Drug Abuse. No single organization nor the Commission or affiliated state agencies hold responsibility for its content or use. It is available at anyoneanytimenh.org. Version date: 9/30/2015