

# Rx prescription

# What to do if you suspect an opioid drug overdose:

# AUTO-INJECTOR Naloxone

person receiving prescription

name (first and last) \_\_\_\_\_

date of birth (mm/dd/yyyy) \_\_\_\_\_

street address \_\_\_\_\_

city, state, ZIP code \_\_\_\_\_

## 1. Call 911



All you have to say: "Someone is not responsive and I can't seem to wake them." Give a clear address and location.

## 2. Rescue Breathing



Make sure airway is clear and nothing is inside the person's mouth. Using a barrier protection for your mouth, tilt head back, seal your mouth over the person's mouth, pinch nose, and breathe, making chest rise. If you do not use a barrier for your mouth, follow up with medical professional to address possible risk exposure.

## 3. Give Naloxone



Get naloxone and prepare it quickly so the person won't go for too long without your breathing assistance. A second dose may be needed.

## 4. Continue Rescue Breathing



Continue 1 rescue breath every 5-6 seconds until the person awakens or first responders arrive.

prescriber information

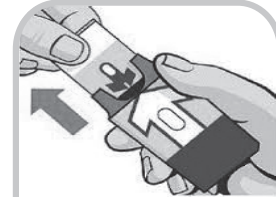
prescriber name (first and last) \_\_\_\_\_

prescriber address \_\_\_\_\_


prescriber city, state, ZIP code \_\_\_\_\_

prescriber phone number \_\_\_\_\_

## How to give Autoinjector Naloxone



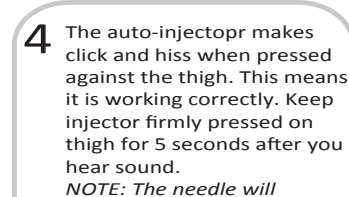
**1** Pull EVZIO from the outer case.  
*NOTE: Do not go to Step 2 (do not remove red safety guard) until you are ready to use EVZIO.*



**2** Pull off the red safety guard.  
*NOTE: To reduce the chance of accidental injection, do not touch the black base of auto-injector.*



**3** Place the black end against the middle of the patient's outer thigh, through clothing (pants, jeans, etc) if necessary, then press firmly and hold in place for 5 seconds.



**4** The auto-injector makes click and hiss when pressed against the thigh. This means it is working correctly. Keep injector firmly pressed on thigh for 5 seconds after you hear sound.  
*NOTE: The needle will retract back up into injector and is not visible after use.*

**5** If after 3-5 minutes of administering naloxone the person has minimal or no breathing or responsiveness give a second injection.

If a hypersensitivity to naloxone is or becomes evident, cease naloxone administration and continue rescue breathing until first responders arrive.

prescription details

Evzio (Naloxone HCl Injection)  
0.4 mg auto-injector

Evzio 0.4 mg  
#1 two pack  
PRN for opioid emergency

refills: \_\_\_\_\_

*Sig: For suspected opioid overdose, inject in thigh muscle. Repeat after 3-5 minutes if no or minimal response.*

### Signs of an overdose:

- Not responsive/can't wake up
- Body is limp
- Blue/dark purple fingernails and lips
- Breathing is slow or stopped
- Pulse is slow or stopped
- Snore-like gurgling noise
- Awake, but unable to talk

Find information on alcohol and drug treatment and recovery support services at [nhtreatment.org](http://nhtreatment.org)

Call 211 for more information and referral resources.



Can experience addiction • Can ask for help • Can Recover

## CAN SAVE A LIFE

This naloxone prescription and education template is based on templates available on [prescribeprevent.org](http://prescribeprevent.org) and has been modified and edited by a cross-section of stakeholders associated with the task forces of the NH Governor's Commission on Alcohol and Drug Abuse. No single organization nor the Commission or affiliated state agencies hold responsibility for its content or use. It is available at [anyoneanytimenh.org](http://anyoneanytimenh.org). Version date: 9/30/2015