

EnerSys[®]

Powering The Future



EnerSys at a Glance

FY 2023 KEY STATISTICS¹

\$4.3B

Market Cap²

\$322M

Adj. Operating Earnings³

\$388M

Adj. EBITDA³

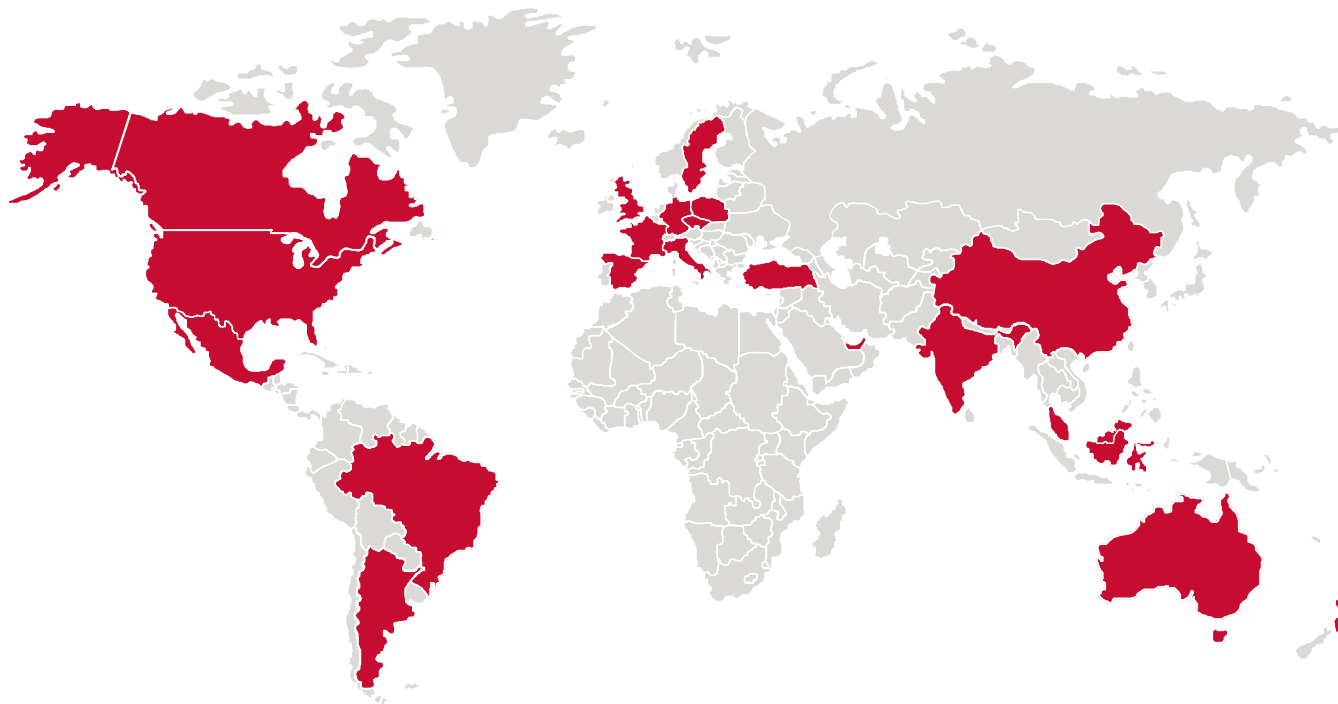
\$5.34

Adj. Diluted EPS³

10K+

Customers

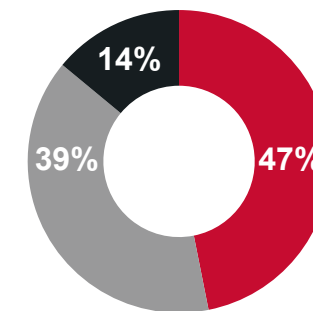
GLOBAL FACILITY BASE⁴



FY 2023 NET SALES

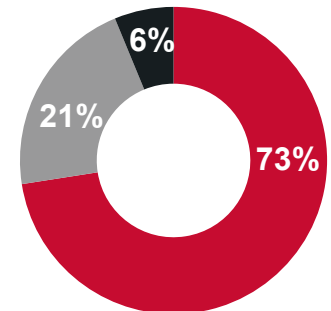
\$3.7B

Business Segments



■ Energy Systems
■ Motive Power
■ Specialty

Geography



■ Americas
■ EMEA
■ Asia

¹ FY 2023, year end March 31, 2023


² Market-Cap as of June 9, 2023

³ Non-GAAP financial measure. Includes \$17M IRA benefit. Please refer to appendix for reconciliation

⁴ Represents geographies with EnerSys manufacturing and distribution centers







EnerSys

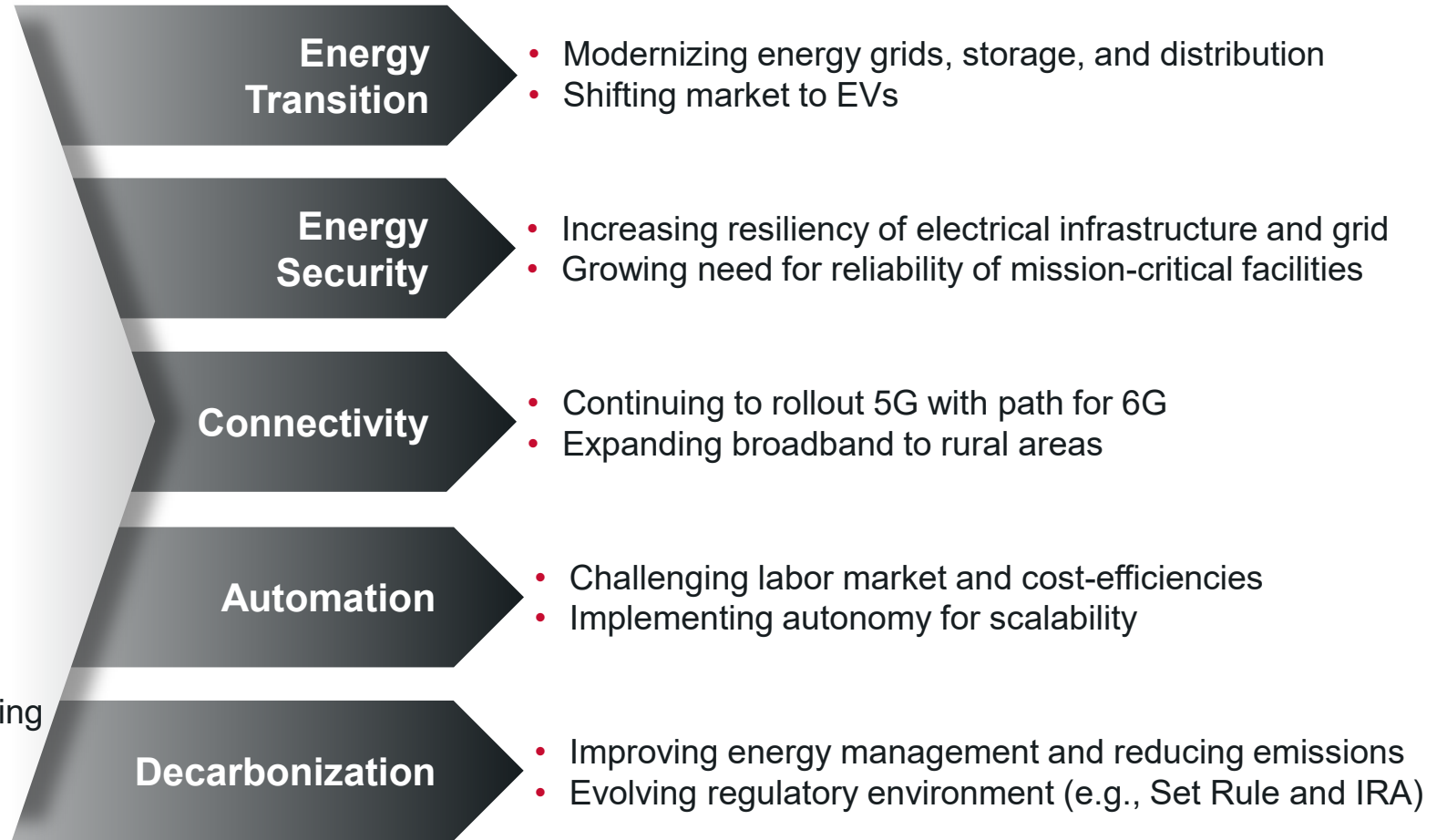
EnerSys

Addressing Global Megatrends in Attractive and Diverse End Markets



Diverse End Markets

- Communication Networks
- Data Centers
- Industrial Power, Utilities, and Renewable Energy
- Logistics and Warehousing
- Transportation
- Aerospace and Defense



Megatrends Increasing Demand for Energy Solutions