




**Powering the Future,**  
Everywhere for Everyone.



# EnerSys At A Glance (NYSE: ENS)

LEADING PROVIDER OF DIFFERENTIATED ENERGY SOLUTIONS

**\$3.4bn<sup>1</sup>**

Sales

**7.9%<sup>1</sup>**

Adj. Operating Margin

**\$4.47<sup>1</sup>**

Adj. Diluted EPS

**~11.4k<sup>1</sup>**

Total Employees

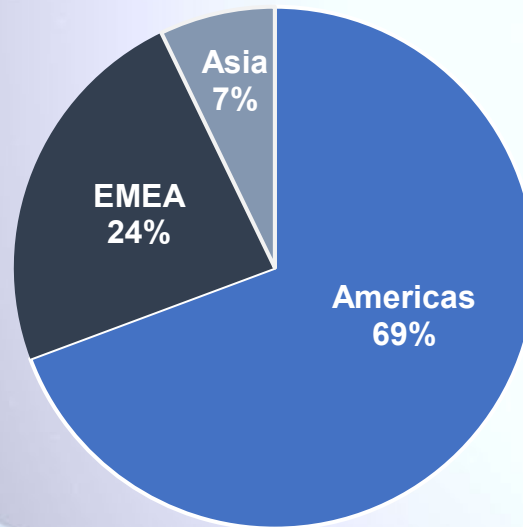
**10k+<sup>1</sup>**

Customers

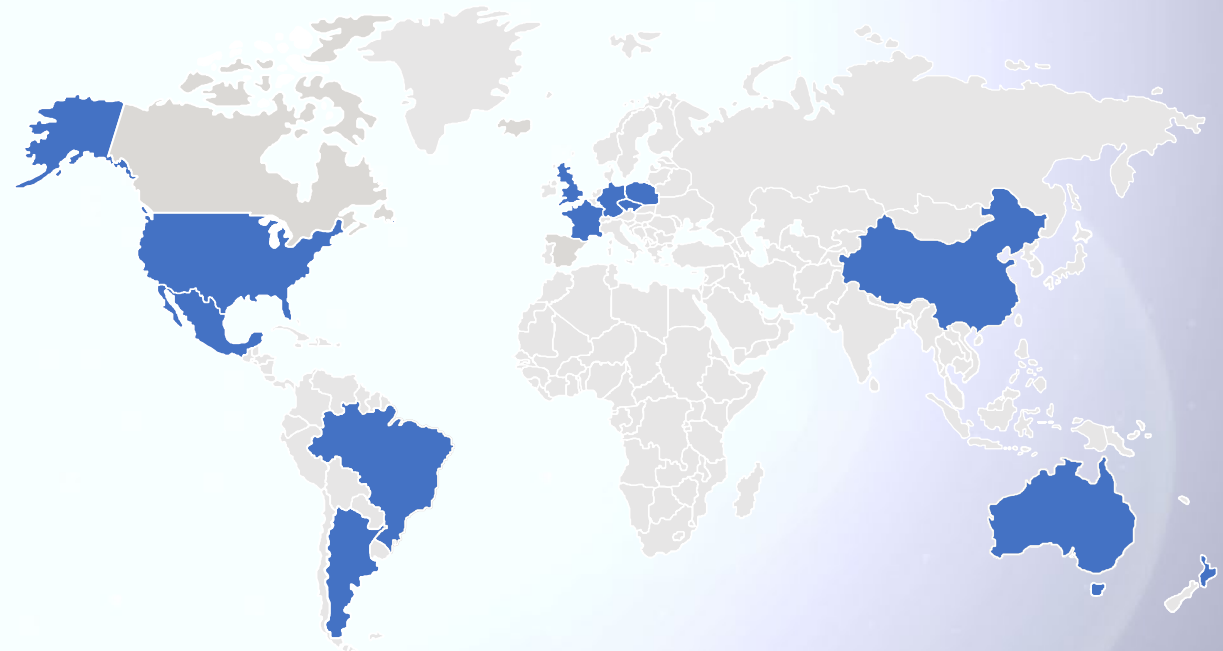
**22%<sup>1</sup>**

Market Share<sup>2</sup>

## FY'22 SALES BY GEOGRAPHY



## GLOBAL CUSTOMER BASE<sup>3</sup>



1. FY'22, year end March 31, 2022
2. Source: BCI, Eurobat industry reports and management estimates based on the markets where EnerSys participates. Market size and share are for batteries and chargers only. It excludes power solution and services to broadband, telecom and other markets, and the aerospace & defense and cabinet enclosures markets (each estimated at \$1 to \$2 billion)
3. Represents geographies with EnerSys manufacturing and distribution centers



# Leveraging Our Platforms Across All Segments

**3 Core Technology Platforms**

**3 Business Segments**

**8 End Markets**

**EnerSys®**

***Premium  
Energy  
Solutions  
Provider***

**Energy  
Storage**  
(Flooded, TPPL,  
Lithium-ion)

**Power  
Electronics**

**Software**

**Energy Systems**

**Motive Power**

**Specialty**

**Telecom Networks**

**Broadband Cable**

**Industrial Power and Utilities**

**Renewable Energy**

**Data Centers**

**Logistics and Warehousing**

**Aerospace & Defense**

**Transportation**



# Technology Advancements

POWERING THE FUTURE, EVERYWHERE FOR EVERYONE

## CPUC Network Powering Program




## Specialty Batteries



## Fast Charge & Storage



## NexSys® TPPL and Li-ion Options



## TouchSafe







**Powering the Future,**  
Everywhere for Everyone.

Thank You

