



Winter Driving Safety





PREPARE FOR WINTER WEATHER



- **Wipers - Good working order**
- **Windshield Washer Fluid - Fill Up**
- **Anti-freeze - 50% water 50% Coolant**
- **Battery & Belts - Check condition**
- **Oil - Replace your oil with Winter grade oil**
- **Tires - Check treads, pressure and owner's manual recommendations**
- **Ice Scraper & Snow Shovel - Necessities**

BEFORE TRIPS: PACK WINTER CAR KIT

- SNOW BRUSH W/ SCRAPER
- FLASHLIGHT W/ BATTERIES
- BLANKET
- MITTENS, SOCKS & HAT
- SMALL SHOVEL
- SACK OF SAND OR KITTY LITTER
- JUMPER CABLES
- HAZARD SIGN, FLARES OR FLAG
- WINDSHIELD WASHER FLUID



WARM-UP AND CLEAN-OFF!

1. IDLE ENGINE - DO NOT RACE ENGINE!

2. CLEAN OFF VEHICLE COMPLETELY!

- CLEAN ALL LIGHTS
- SCRAPE ALL WINDOWS AND MIRRORS
- SWEEP ALL THE SNOW OFF THE VEHICLE

Good all-around visibility is important!!!!

**Remember, BEING IN A HURRY WILL RESULT
IN ACCIDENTS DOWN THE ROAD!**

RISK MANAGEMENT DRIVING **DECISIONS:**



- **Is my car equipped for the weather?**
- **Can I make this trip later?**
- **What would be the safest route?**
- **Am I prepared for emergencies?**

POOR RISK MANAGEMENT OR BAD JUDGEMENT?



Every year, motorists are killed or severely injured in winter driving accidents. Before setting out on any winter drive, you should ask yourself: Is this trip really necessary?

ORM suggests that waiting for a storm to clear is probably the best option for most of us.

If it is necessary to complete a mission during severe weather, take all appropriate precautions to protect yourself and your team from harm. *Be prepared!*

WINTER DRIVING TECHNIQUES


- **Drive at reduced speeds so you can stop quicker.**
- **Give turn signals sooner than usual. This gives other drivers more time to react.**
- **Pump your brakes to warn of your intention to stop.**
- **Maintain at least triple the normal distance from the vehicle ahead. (6 seconds)**

BLACK ICE

**DANGEROUS BECAUSE YOU
CAN'T SEE IT!**

COMMON AREAS YOU' LL FIND IT:

- 1. Bridges/Overpasses/Underpasses**
- 2. Shaded areas.**



BLACK ICE

SAFE REACTIONS:

- **DON' T PANIC!**
- **MAKE NO SUDDEN CHANGES IN
SPEED OR DIRECTION**
- **EASE OFF ACCELERATOR**
- **STEER IN THE DIRECTION THAT THE
REAR OF THE VEHICLE IS SKIDDING**



**FRESH SNOW CAN
CONCEAL ICY ROADS**

SKIDS

Result from unexpected forces:

1. Black Ice
2. Driving too fast for conditions
3. Sudden steering corrections or braking
4. Sudden accelerations



SKIDS (CONTINUED)

If your vehicle begins to skid, take the following actions:

1. **Front end skids** - Release the brake and let the front wheels roll freely to regain traction and steering control.

2. **Rear end skids** - Take foot off of accelerator and turn wheels in the direction that the rear of the vehicle is skidding, and pump brakes lightly.





**WHEN DRIVING IN FOG,
USE LOW-BEAM HEADLIGHTS,**


or

**STOP, GET OFF OF THE ROADWAY
COMPLETELY, AND WAIT!!**

!!! DANGER !!!

CARBON MONOXIDE POISONING

Each year 1,500 people are killed in the U.S. by carbon monoxide, approximately 900 of whom die in their homes and about 600 who die in their vehicles. More than 10,000 are exposed to levels so dangerous that medical attention is required.



CARBON MONOXIDE GAS

Attributes/Effects


- 1. Odorless & Colorless**
- 2. Nausea, Headache, Dizziness**
- 3. Causes Drowsiness**
- 4. CAN BE FATAL**



CARBON MONOXIDE POISONING


Prevention Tips:

- 1. Never run engine in an enclosed area**
- 2. Check exhaust (muffler) for leaks**




For Safe Winter Driving

Know Your Vehicle!



BEFORE TRIPS, CHECK:

- **BATTERY**
- **ANTIFREEZE**
- **WIPERS & FLUID**
- **IGNITION SYSTEM**
- **THERMOSTAT**
- **LIGHTS**



- **HAZARD LIGHTS**
- **EXHAUST SYSTEM**
- **HEATER**
- **BRAKES**
- **DEFROSTER**
- **OIL LEVEL**

Brake System

To make an emergency stop on a slippery road...


Regular Brakes

Pump the Brake Pedal.

Anti-lock Brakes (ABS)

Press down and hold.

The ABS will pump for you.



Drive System:

**Rear Wheel Drive Pushes
and
Front Wheel Drive Pulls**

The systems may feel a little different, but always steer in the direction of the skid, and make gentle corrections to regain control.

KEY DRIVING TIPS

- **ALLOW MORE TIME TO TRAVEL**
- **MAINTAIN MORE SPACE**
- **DRIVE WITH YOUR LIGHTS ON**
- **WEAR SAFETY BELTS**
- **LOOK WELL AHEAD**
- **ANTICIPATE PROBLEMS**

STUCK IN SNOW

- **CLEAR A PATH**
- **STRAIGHTEN FRONT WHEELS**
- **USE ABRASIVE MATERIALS UNDER WHEELS**
- **USE GENTLE PRESSURE ON ACCELERATOR**
- **DON'T SPIN YOUR WHEELS**
- **"ROCKING THE VEHICLE" - CHECK OWNER'S MANUAL**
- **CLEAR SNOW FROM EXHAUST SYSTEM**
- **LAST RESORT, CALL FOR HELP & A TOW...**



SUMMARY

- REMEMBER THE THREE P' s
 - PREPARE FOR THE TRIP
 - PROTECT YOURSELF
 - PREVENT CRASHES ON THE ROAD
- SLOW DOWN!
- GIVE SPACE
- CLEAN OFF WINDOWS - SEE
- CLEAN OFF ALL LIGHTS AND TURN LIGHTS ON - BE SEEN!

