



Tricia Glick, BCBA
Founder, CEO



Troy Glick
Co-Founder, COO



Abigail Blackman, PhD, BCBA-D
Director of Customer Success

CASP Business Affiliate – Behavior Science Technology



Tricia Glick, BCBA
Founder, CEO






Troy Glick
Co-Founder, COO



Abigail Blackman, PhD, BCBA-D
Director of Customer Success

CASP Business Affiliate – Behavior Science Technology

To provide ABA organizations with easy visibility to vital treatment fidelity data needed to make high-quality ABA care a reality for all.

-  Dashboard
-  Personal
-  Team
-  Library
-  Help
-  Administration

ELEVATE YOUR ABA CARE QUALITY

Unlock the Future of Quality ABA Healthcare with Treatment Fidelity Data.



BSTperform is the leading data collection software that provides visibility into your organization's treatment fidelity to maximize efficiency, enhance clinical outcomes, and increase revenue.

Objectives



Critical Role of Treatment Fidelity



BSTperform Overview



Reduced Turnover + Improved Quality

Objectives



Critical Role of Treatment Fidelity

Treatment Fidelity

The extent to which a treatment or procedure is implemented as intended.



Fidelity in Other Industries

Adherence = Quality



Fidelity Matters

- Impact on Client Outcomes

Without treatment fidelity, we can't truly connect client outcomes to effectiveness of treatment

- Upholding Organizational Standards

Buffington Townsend et al., 2023

Objectives



Critical Role of Treatment Fidelity



BSTperform Overview



Contents

BCBA Professionalism Metrics	3
Behavioral Skills Training Checklist	4
Behaviors Targeted for Reduction General Checklist	5
Chaining Checklist	6
Clinical Audit Form	7
Differential Reinforcement of Alternative Behavior	9
Differential Reinforcement of Higher Rates of Behavior	10
Differential Reinforcement of Incompatible Behavior	11
Differential Reinforcement of Lower Rates of Behavior	12
Differential Reinforcement of Other/Zero Behavior	13
Discrete Trial Teaching with stimuli	14
Discrete Trial Teaching without stimuli	15
Free Operant	16
Functional Communication Training	17
Instructional Control Treatment Integrity Checklist	18
Match to Sample	19
MSWO Preference Assessment	20
Natural Environment Training	21
Noncontingent Reinforcement	22
Paired Stimulus Preference Assessment	23
Pairing Treatment Integrity Checklist	24
Performance Diagnostic Checklist - Human Services Assessment (Carr et al., 2013)	25
RBT Initial Competency Assessment	26
Session Environmental Barriers	27
Session Note Treatment Integrity	28
Session Professionalism	29
Session Intensity Checklist	30
Skill Acquisition Program Treatment Integrity Checklist	31
Toilet Training Treatment Integrity Checklist	32
Treatment Plan Checklist	33
Verbal Behavior Echoics	35
Verbal Behavior Intraverbals	36
Verbal Behavior Manding	37
Verbal Behavior Tacting	38

Hard Skills
Quantifiable and
learned through
education, certification,
and work experience

CLINICAL

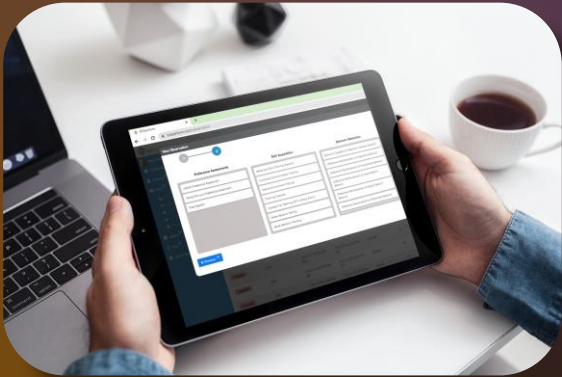
Soft Skills
Effective
communication
and feedback,
for example

PROFESSIONAL

ENVIRONMENTAL

Setting
The context
within which a
worker is
expected to
perform their job

Data collection during behavioral observations



Digital
Observations



Behavioral
Assessments



Continuous
Monitoring

Data collection during behavioral observations



Data tracking + analysis



Performance
Scorecards




Data collection
during behavioral
observations



Data tracking +
analysis



Data guides
feedback delivery



BSTperform Demo

Objectives



Critical Role of Treatment Fidelity



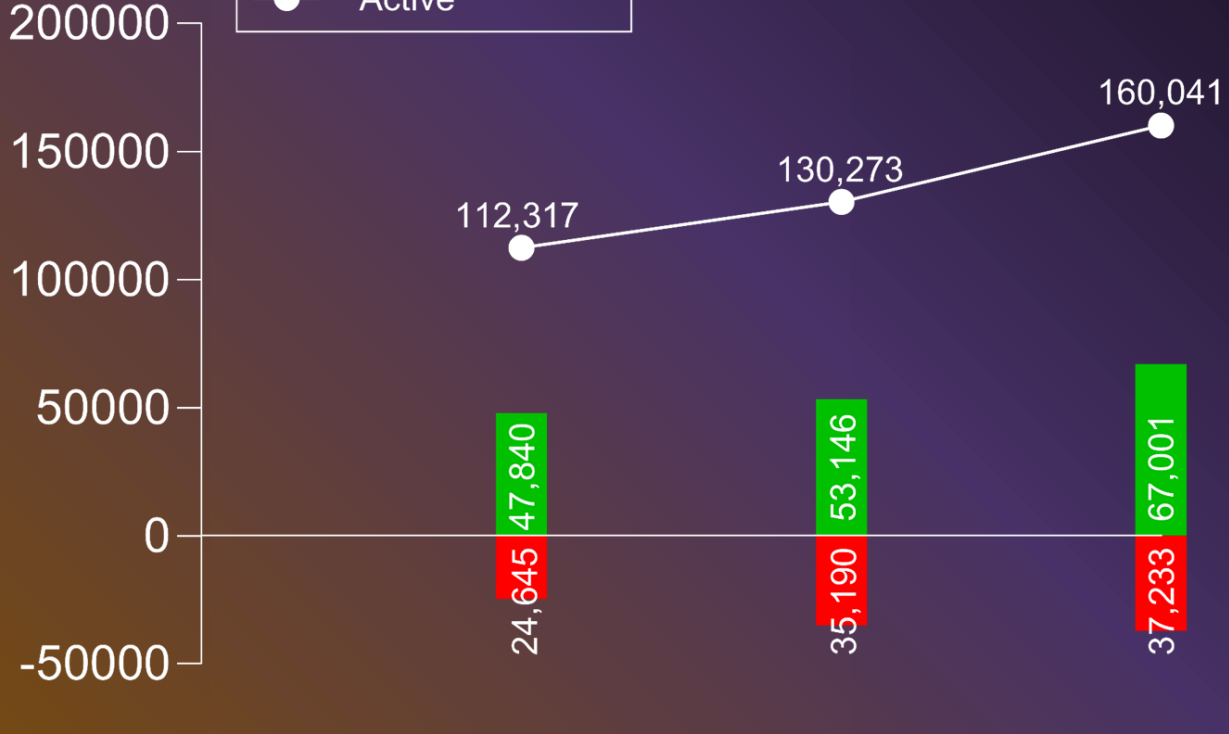
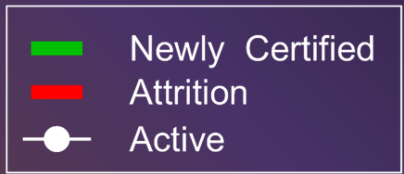
BSTperform Overview



Reduced Turnover + Improved Quality

Quality Challenges

Registered Behavior Technicians



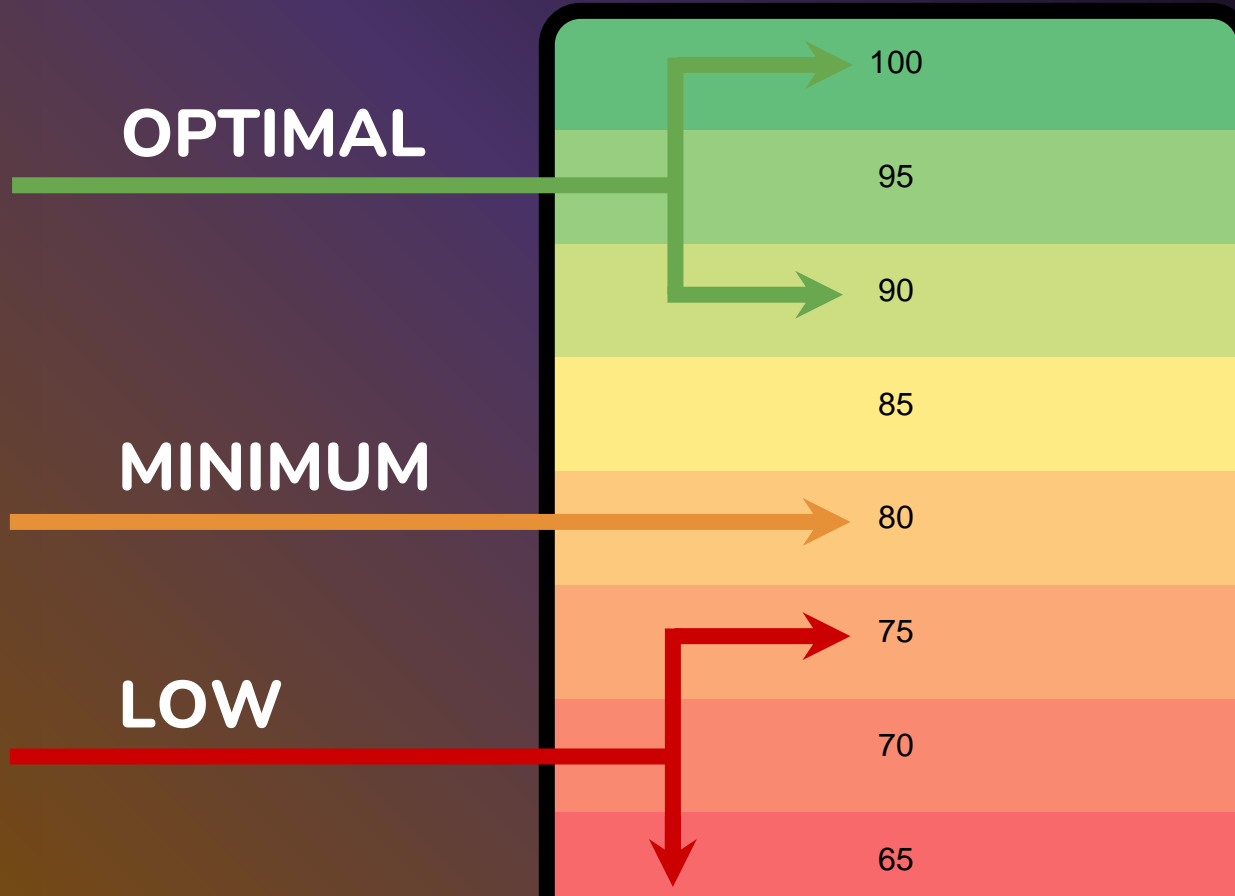
	2021	2022	2023
Attrition	28%	31%	29%
Newly Certified	43%	41%	42%



Organization-Level Impact

- Disrupted Continuity of Care
- Negative Therapeutic Relationships
- Strained Capacity
 - Inability to Meet Need
 - Inability to Maintain Quality Standards

Integrity Benchmarks



Quality Challenges: 4-80 Rule

% of Providers that Turned Over		
	Low integrity (<80%)	High integrity ($\geq 80\%$)
High observations ($\geq 4/\text{mo}$)	14%	6%
Low observations (<4/mo)	93%	25%

High integrity: 12x more likely to stay

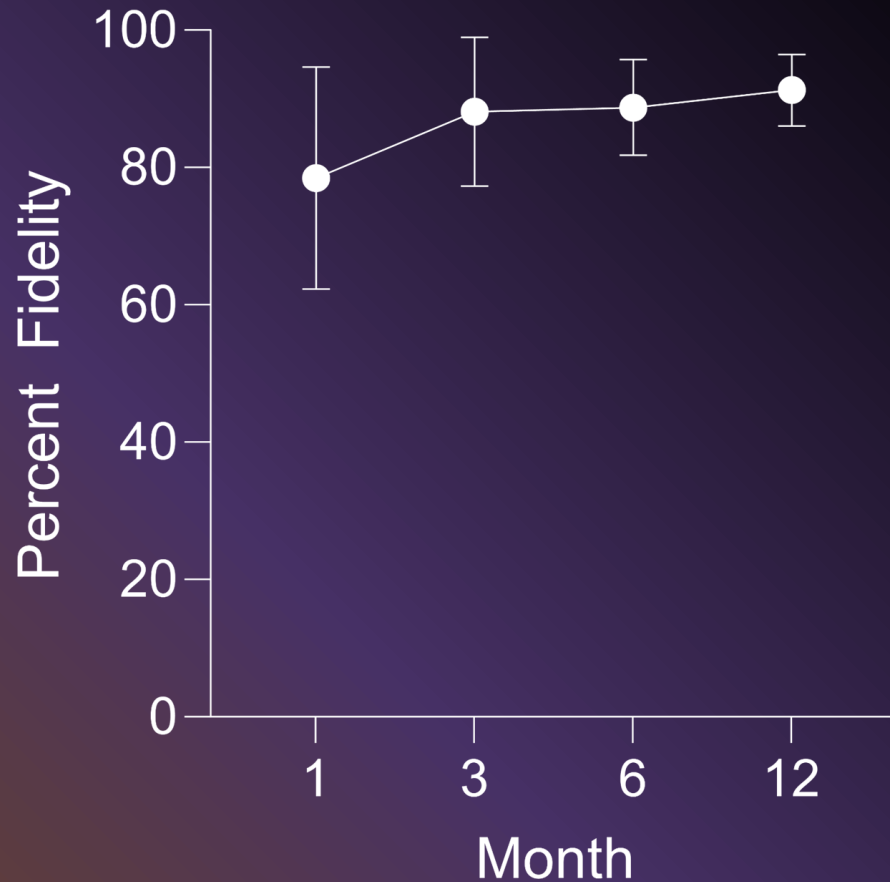
High observation: 17x more likely to stay

4-80 rule: 20x more likely to stay

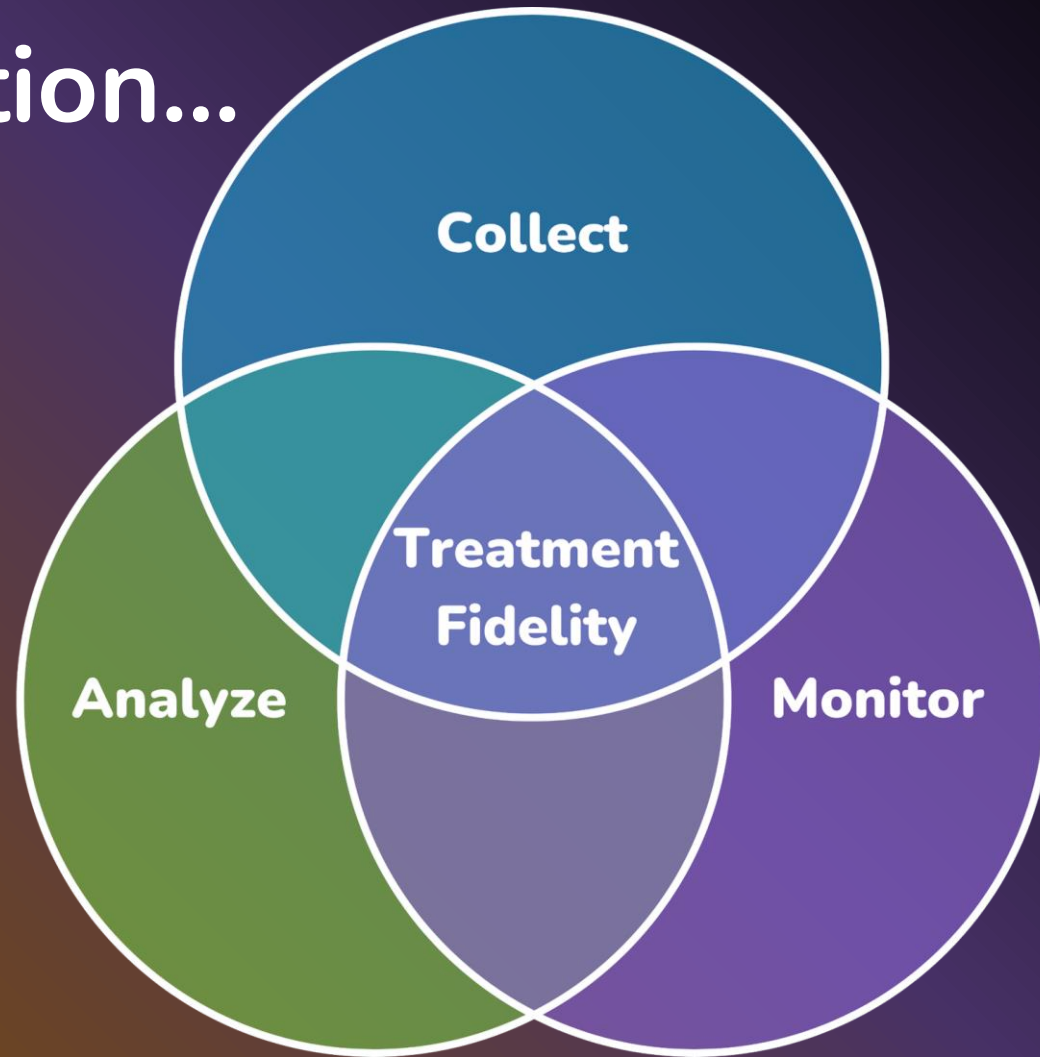
Quality Change Over time



Change in Integrity Across Months



The Solution...



Explore Effortless Capabilities


Treatment Effectiveness



Responsive Interventions



Resource Optimization





Getting Started with BSTperform[®] is Easy



1

Add Users & Clients

Simple Uploads & APIs



2

Collect Data

Conduct Observations & Assessments



3

Get Results!

Dynamic Dashboards & BI Reporting



Thank You!!

www.behaviorsciencetech.com

Dr. Abigail Blackman, BCBA-D
abigail.blackman@behaviorsciencetech.com

