

# AAID News

FALL 2011

PUBLISHED BY THE AMERICAN ACADEMY OF IMPLANT DENTISTRY



## Editor's Notebook

David G. Hochberg, DDS  
Editor, AAID News



Like many successful organizations, AAID is more than the sum of its parts. However, as you can see by reading the article on page 12, the individual members who make up the parts that are the Academy, are pretty darn important and giving as individuals. Space doesn't allow us to feature the hundreds of members who give of themselves to help others, so forgive us if we have left you out. The Academy, which prides itself on its credentialing and education programs, also plans to develop an association-wide humanitarian effort. If you have suggestions for that effort, please contact AAID headquarters or me directly. ▀

## Clinical Bite

### Research Foundation announces Student Grant Winners; Sets record for number of grants given

The AAID Research Foundation has awarded a record eight grants of \$2,500 each to support student research in implant dentistry. The Foundation is currently reviewing a record number of applications for the grants up to \$25,000 each.

**Principal Investigator:**  
**Dr. Daniel Clark – University of Michigan**

Title of Project:  
The Effect of VEGF on the Growth, Mineralization and Expression of Osteogenesis Related Molecules of Adiposederived Stem Cell (ADSC) Grown on Novel Fluorapatite (FA) Coated Implant Surface

**Principal Investigator:**  
**Dr. Rashee Goyal – University of Pittsburgh**

Title of Project:  
Failures of Dental Implants Placed by Dental Residents

and Students in a Dental School Implant Center

**Principal Investigator:**  
**Dr. Matthias Karl – University of Erlangen-Nuremberg**

Title of Project:  
Effect of Model Parameters on Finite Element Analysis of Micromotions in Implant Dentistry

**Principal Investigator:**  
**Dr. Armand Keuroghlian – UCLA**

Title of Project:  
Role of Hyperlipidemia in Implant Osseointegration

**Principal Investigator:**  
**Dr. Hessam Nowzari – University of Southern California**

Title of Project:  
Histological Analysis of Discarded Tissue from Dental Implant Osteotomy Sites Grafted by Autogenous Block Grafts

**Principal Investigator:**  
**Dr. Lawrence Parrish – Creighton University**

Title of Project:  
Clinical Outcomes of Dental Implants Placed and Managed by Predoctoral Students under Faculty Supervision: A Long Term Retrospective Analysis

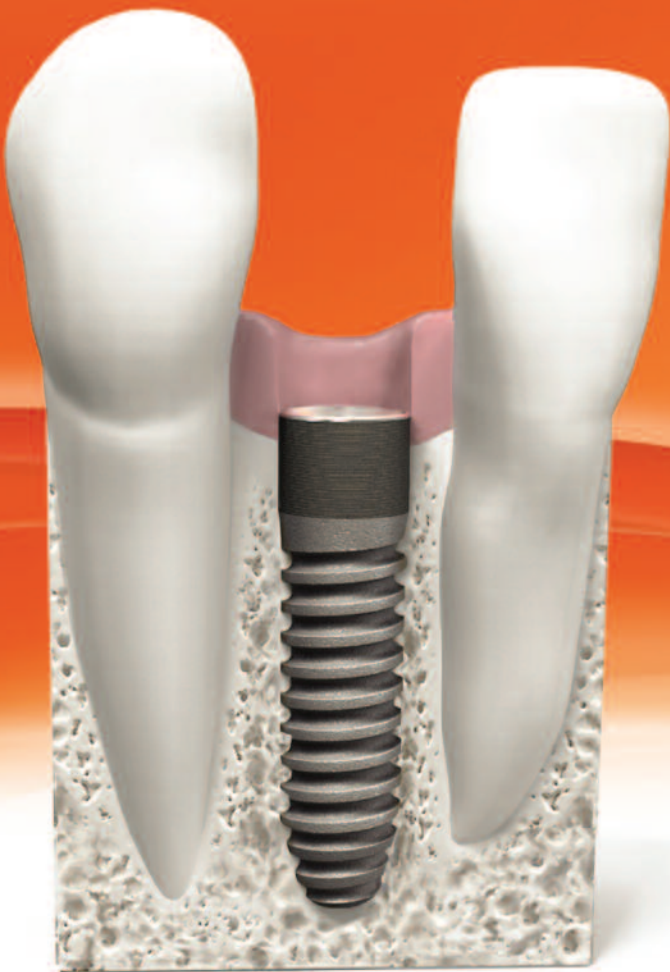
**Principal Investigators:**  
**Dr. Kurt Wallin & Dr. Eyad al-Khalifa – University of Pittsburgh**

Title of Project:  
Performance of a New Bone-Grafting Material for Extraction Socket Preservation

**Principal Investigator:**  
**Dr. Raha Yousefi – University of Pittsburgh**

Title of Project:  
Maintenance of Dental Implants Using a Powered Toothbrush Versus Controls ▀

# Treat small spaces with confidence



Laser-Lok 3.0 placed in esthetic zone.

Image courtesy of Michael Reddy, DDS



Radiograph shows proper implant spacing in limited site.

Image courtesy of Cary Shapoff, DDS

## Introducing the Laser-Lok<sup>®</sup> 3.0 Implant

Laser-Lok 3.0 is the first 3mm implant that incorporates Laser-Lok technology to create a biologic seal and maintain crestal bone on the implant collar<sup>1</sup>. Designed specifically for limited spaces in the esthetic zone, the Laser-Lok 3.0 comes with a broad array of prosthetic options making it the perfect choice for high profile cases.

- Two-piece 3mm design offers restorative flexibility in narrow spaces
- Implant design is more than 20% stronger than competitor implant<sup>2</sup>
- 3mm threadform shown to be effective when immediately loaded<sup>3</sup>
- Laser-Lok microchannels create a physical connective tissue attachment (unlike Sharpey fibers)<sup>4</sup>

For more information, contact BioHorizons  
Customer Care: 888.246.8338 or  
shop online at [www.biohorizons.com](http://www.biohorizons.com)



**BIOHORIZONS**<sup>®</sup>  
SCIENCE • INNOVATION • SERVICE

1. Radiographic Analysis of Crestal Bone Levels on Laser-Lok Collar Dental Implants. CA Shapoff, B Lahey, PA Wasserlauf, DM Kim, JPRD, Vol 30, No 2, 2010.

2. Implant strength & fatigue testing done in accordance with ISO standard 14801.

3. Initial clinical efficacy of 3-mm implants immediately placed into function in conditions of limited spacing. Reddy MS, O'Neal SJ, Haigh S, Aponte-Wesson R, Geurs NC. Int J Oral Maxillofac Implants. 2008 Mar-Apr;23(2):281-288.

4. Human Histologic Evidence of a Connective Tissue Attachment to a Dental Implant. M Nevins, ML Nevins, M Camelo, JL Boyesen, DM Kim. International Journal of Periodontics & Restorative Dentistry. Vol. 28, No. 2, 2008.



# President's Message

By Dr. Joseph Orrico  
President, American Academy of Implant Dentistry

Last year when I stood before a packed room at the AAID Business Meeting, I said that I saw no need for huge change in the Academy because we must be doing a lot of things right to have experienced the tremendous growth that we have over the last several years.

I promised to stay the course, but expand on what those presidents who came before me had accomplished. In reviewing this past year in the Academy, I think I have fulfilled my promise.

For example, one initiative over the past few years has been to make district meetings more valuable to members with the goal of attracting members and non-members who typically do not attend our Annual Meeting. Thanks to the efforts of Dr. Richard Grubb, Chair of the Northeast District and the support of the officers of the Northeast and Southern Districts, this year's Northeast/Southern District meeting attracted over 100 dentists and

exceeded all expectations for attendance and exhibiting companies. More important, a large percentage of those attending the meeting have not attended any other AAID meeting – Annual or District – on any kind of a regular basis. We have built on the philosophy developed over the years that District meetings should be accessible to members who don't otherwise participate in Academy activities.

Even as an inexperienced user of technology, I do recognize that there are others out there who like to tweet or post or link or whatever it is that they do. If you have one of those so-called smart phones and do something other than check your stocks and sports scores on it, you may have noticed that we have a mobile app that we created for our annual meeting in Las Vegas. I understand it is pretty cool and gives you not only instant access at your fingertips to everything happening at the meeting, but also anyone could tweet, post, and yak about the meeting and you get it on your phone.

One other thing in the modern world I felt we should do was make our education, which everyone agrees is top notch, more accessible. We have done a

couple of things. We did live web casts of over 20 different main podium presentations from our Annual Meeting. And within the last month, we presented the first two webinars in AAID's history. I have been told that these one-hour webinars, featuring Drs. Duke and Robert Heller, were well received and the number of those participating online exceeded our expectations. I hope that we will continue with these in the future and make them a regular part of our educational offerings.

For the past 15 years, we have invested over \$2 million and thousands of volunteer and staff hours to pursue legitimacy of our credentials by the federal and state courts. I am pleased that we achieved a significant victory in the United States District Court in California. My vision was to leverage that success and expand the reach of our credential within the dental profession and take it one step further – directly to the public. As many of you know, I'm a very staunch fan of the Chicago Bears. They have been known for years as the Monsters of the Midway primarily for the defense. Their offense on the other hand tends to

not be as consistent. Using the Chicago Bears as a model to describe where we are in this effort, we have moved the ball into the "Red Zone," but haven't yet crossed the goal line.

Our Public Relations Committee, under the leadership of Dr. Richard Mercurio, came up with a  
**see President's Message p. 18**

## AAID NEWS

Editor

**David G. Hochberg, DDS**

Executive Director

**Sharon Bennett**

Director of Communications

**Max G. Moses**

AAIDNEWS is a quarterly publication of the American Academy of Implant Dentistry. Send all correspondence regarding the newsletter to AAID, 211 East Chicago Avenue, Suite 750, Chicago, IL 60611.

Please notify AAID and your postmaster of address changes noting old and new addresses and effective date. Allow 6-8 weeks for an address change.

The acceptance of advertising in the AAID News does not constitute an endorsement by the American Academy of Implant Dentistry or the AAID News. Advertising copy must conform to the official standards established by the American Dental Association. Materials and devices that are advertised must also conform to the standards established by the United States Food & Drug Administration's Sub-committee on Oral Implants and the American Dental Association's Council on Dental Materials and Equipment acceptance program.



# Business Bite

## Secrets of Implant Dentistry

By Roger P. Levin, DDS

### Introduction

Implants are one of the fastest growing segments of dentistry. This trend will continue in the coming decades for several reasons, including:

- 1. Demographics.** With the first wave of baby boomers hitting 65 this year, the Woodstock generation will start experiencing edentulism in greater numbers. Unlike previous generations who opted for dentures and bridges, baby boomers will choose dental implants in ever increasing numbers, especially when properly educated and motivated by their dentist.
- 2. Standard of Care.** With advances in implant design, techniques and materials, implants are now recognized as the standard of care for edentulism. Success rates for implant treatment are 95 percent — one of the highest in dentistry or medicine!
- 3. Perception.** Dentures are perceived by many baby boomers as an antiquated treatment — a

product of a bygone era that may have been acceptable for their grandparents or even parents, but not for this generation now entering their senior years.

- 4. Emphasis on Youthful Appearance.** People are living longer than in the past and want to maintain a healthier, youthful look for as long as possible. Implants help patients retain their smiles, attractive appearance and quality of life more so than other treatments, which are either removable (dentures) or require the destruction of healthy dentition (bridges).

While implants are poised for strong growth, that is no guarantee that every implant practice will automatically increase production. Only those practices that implement high-performance management and marketing systems will be positioned to take full advantage of the implant revolution currently under way.

The following recommendations can help your practice maximize implant case acceptance and production:

- 1. Promote Ideal**

**Dentistry.** Implant dentistry must be managed differently than other dental services. It is elective in nature, and patients have a number of other options, including dentures, partials and bridges. Too many dentists still favor traditional approaches to treating edentulism. This attitude can be attributed in part to experiences some doctors had in the 1980s and early 1990s when implant success rates were lower. Fortunately, many clinical advances have occurred since then. Implant dentistry should be discussed with every patient missing teeth and offered as ideal treatment. Many practices give multiple options and leave the decision-making completely up to the patient without ever emphasizing that implant dentistry is the best choice.

- 2. Use an Implant Treatment Coordinator (ITC).** Every implant practice will eventually be limited in its ability to grow without an ITC. The ITC is the team member who

handles 95% of the entire implant treatment process. A practice with an ITC can typically increase the amount of doctor production time by 20%, which often leads to a dramatic increase in practice profitability. The ITC manages areas such as consultations, inventory, communication with other doctors, patient follow-up, scheduling and finances for implant patients.

- 3. Offer a Different Type of Case Presentation.** Education alone isn't enough. Simply explaining what an implant is and what it does is insufficient. In a world where dentistry competes for discretionary consumer dollars, it is now necessary to develop a strong case as to why patients should accept implant dentistry. Up until now most practices have done a limited amount of implant dentistry and are operating far below potential. It is important for practices to understand that implant dentistry, as an elective service, is not sold based

see **Business Bite** p. 6



## Business Bite

continued from page 4

on logic but rather emotions. If patients are not motivated and excited, most are unlikely to consider dental implants. Implant

presentations should focus primarily on patient benefits—a beautiful smile, prevention of bone loss, improved chewing ability, a better quality of life, among others.

**4. Minimize the Cost Factor.** Fees for dental implants are perceived as significant by the American public. Dental insurance covers little, if anything, regarding implant treatment. To offset the lack of insurance coverage, practices should offer a variety of flexible financial options, with an emphasis on patient financing. Patient financing has the ability to turn a “no” or “maybe” into a “yes” during implant case presentation. In addition, dentists should emphasize that implants last much longer than crowns and bridges, which makes implants a better oral health investment than other types of treatment.

**5. Motivate the Team.** Many patients will ask assistants and front desk staff for their opinions. In many practices, the staff actually isn’t focused on whether patients accept implants or other alternatives. Remember, the dentist sets the tone for the practice. If you are enthusiastic and excited about implants, your team will follow your lead. For those practices that have a strong belief in dental implants, staff involvement is critical. Start by having the staff learn the top three benefits of dental implants, so that everyone in the office can recite them repeatedly when asked by patients. Help the staff become motivated about implants, and this excitement will begin to transfer to patients as well.

**6. Implement Value Creation Scripting.**™ Levin Group recommends that practices should have all routine conversations scripted in writing within six months. Staff

members who do not use scripting often perform at a much lower level than their real capability because they lack the appropriate verbal skills. Value Creation Scripting™ is a critical communication technique that empowers team members to influence decision-making rather than just provide information. The ability to persuade implant patients to accept treatment is critical to practices. Value Creation Scripting™ focuses on concepts such as benefit statements, convenience, affordability and quality of life. When patients are convinced that they want implants, they will become motivated and excited to accept treatment.

### Conclusion

Implant dentistry represents the largest opportunity for growth in dental practices. While more practices are placing and restoring implants, the truth is that a minority of implant doctors are still handling the majority of implant cases. Using the six steps above, you can become one of the top implant producers!

As a final note, we believe that any doctor is capable of placing or restoring 400 or more implants per year. Too many practices limit themselves to fewer than 200 implants per year and feel that that is all they can accomplish. To combat this syndrome, simply ask yourself the question, “Why are other doctors handling many more implants than the practice that is handling 200 or less per year?” I hope the ideas above will show you the way.

*To learn how to run a more profitable, efficient and satisfying practice, visit the Levin Group Resource Center at [www.levingroup.com](http://www.levingroup.com) — a free online resource with tips, videos and other valuable information. You can also connect with Levin Group on Facebook and Twitter (Levin\_Group) ▶*

## Z-Look3 Evo

Evolution is Here!





[www.z-systems.biz](http://www.z-systems.biz)

**Z-Look3 Evolution – the FDA approved Zirconia implant system**  
Learn the latest in Z-Systems high-tech ceramic implant technology

**2011 Accredited Training Course Calendar**

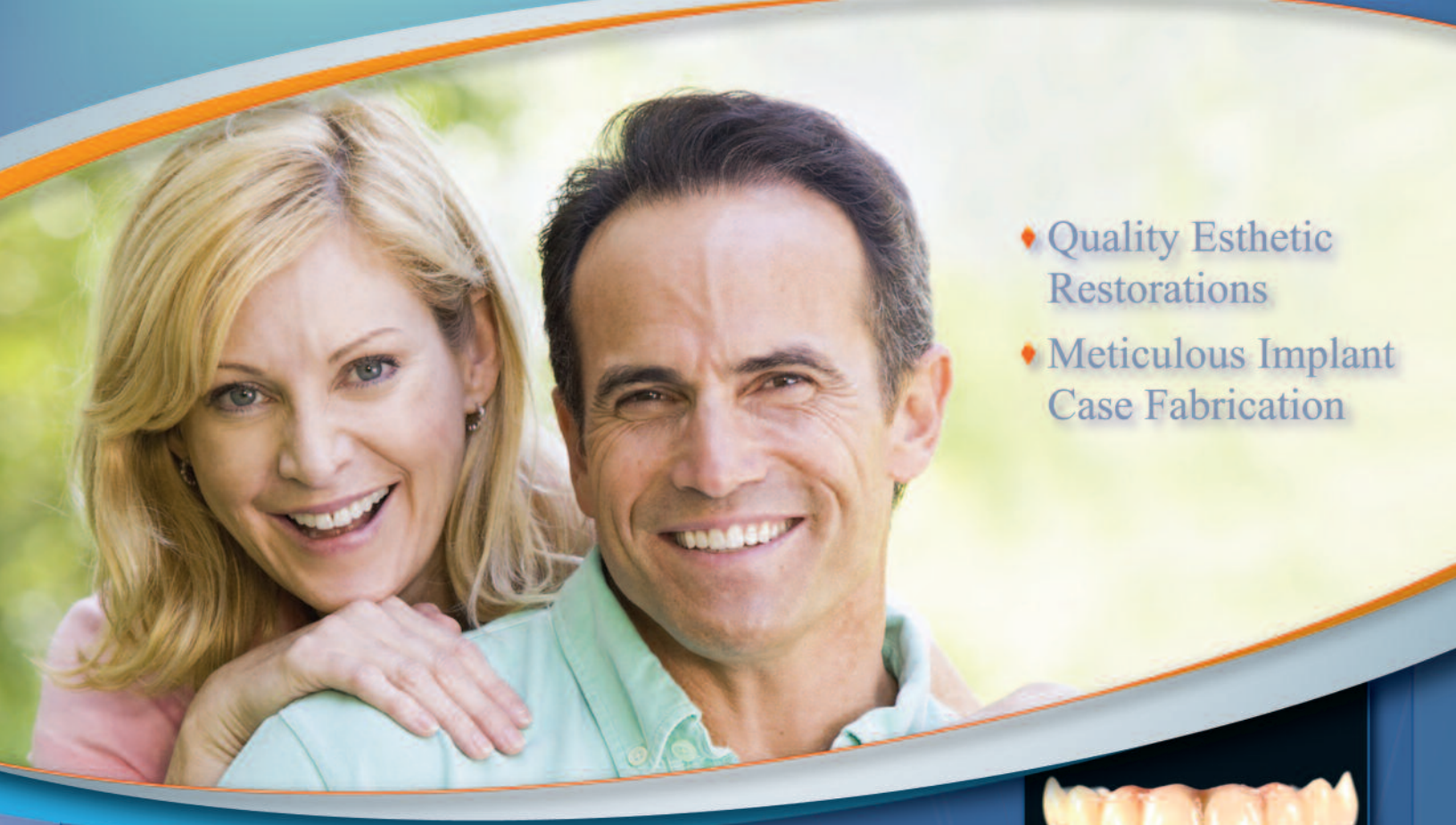
:: September 30	<b>Reno, NV</b>
:: November 4 & 5	<b>Washington DC</b>
:: December 2	<b>Minneapolis, MN</b>
:: December 9	<b>San Diego, CA</b>

Call (877) 874-9407 for further details or to learn about our 2012 course schedule



**systems®**  
Zirconiumoxide Solutions

**Z-Systems USA, Inc.**  
284 Monponsett Street, Suite 208,  
Halifax, Ma. 02338-1432  
Phone 1-877-874-9407, Fax 1-781-754-6565  
[usa@z-systems.biz](mailto:usa@z-systems.biz), [www.z-systems.biz](http://www.z-systems.biz)



- ◆ Quality Esthetic Restorations
- ◆ Meticulous Implant Case Fabrication

## *Implant Specialist —* **CREATING A WORLD OF SMILES**

A 37-year record of **providing precision made dental products** with minimal insertion time, combined with quality and consistency, has earned the trust, confidence and reliability of dentists who consider Dutton Dental Concepts to be a leader in quality restorations and implants.

**Attention to detail, quality materials, communication, education and the desire to provide the best possible restoration** has been the constant theme at Dutton Dental Concepts.

*“Dutton Dental has been exclusively satisfying the dental needs of my practice for over 20 years. Their workmanship is the best. Their quality control is out of this world. Their staff is extremely competent and pleasant to work with, and they provide timely delivery of cases. In short, if you are not using Dutton Dental you are making a big mistake.”*

*Dr. Richard Juhnke DMD - Union City, MI*

*“Dutton Dental has always produced excellent restorations for me. I especially enjoy their problem-solving skills on different cases.”*

*Dr. Larry Seward DDS - Navarre, OH*



LAYERED ZIRCONIA BRIDGE



ALL ON SIX



DUTTON AESTHETIC ABUTMENT



**Dutton  
DENTAL  
CONCEPTS INC.**

11020 Industrial Parkway  
Bollivar, Ohio 44612

800.426.2427

330.874.9333

[duttondental.com](http://duttondental.com)

[ddc@duttondental.com](mailto:ddc@duttondental.com)

## Conversation with Incoming AAID President James L. Bush, DDS

*Interviewed by Editor of AAID News, David Hochberg, DDS*

**DR. HOCHBERG:** Dr. Bush, please share with us how you became interested in dentistry, and in particular, implant dentistry.

**DR. BUSH:** My motivation really came from my father and mother who were born in rural Tennessee; from families of very modest means. But like so many from their generation, they worked hard and sacrificed to provide me opportunities they did not have. Their personal sacrifice and constant encouragement provided me the opportunity and gave me the drive to be successful in this demanding profession.

As to implant dentistry, while I was in dental school I was fortunate enough to complete all my requirements before my last term. Having this extra time, I was selected to work with a maxillofacial prosthodontist during my senior year of dental school. I assisted him chair side and with lab work. Every case was different and required a different plan of treatment. This was when I saw my first implants, which were often used to retain an auricular prosthesis. Back in the classroom, we were being told that dental

implants were experimental and had no place in private practice. And unfortunately, this was the extent of implant education for a dental student in 1977.

But my experience in maxillofacial prosthetics helped me to look for alternative solutions when conventional dentistry of the time would not solve the patient's problem.

A few years after graduating and getting over the

have all observed in the last several years. I feel this is a ship that does not need a change of course. I plan to focus membership recruitment and our public relations effort around the Academy's unique ability to offer credentials that are recognized by the courts. We need to make non-member dentists aware that the AAID is the only implant organization that can issue a credential that's been ruled bonafide by both

---

“[My parents’] personal sacrifice and constant encouragement provided me the opportunity and gave me the drive to be successful in this demanding profession.”

---

shock of starting a solo private practice from scratch, I attended my first AAID meeting and it was there that I was introduced to education, credentialing, and colleagues that would really chart the focus of my practice for the next 30 years.

**DR. HOCHBERG:** Dr. Bush, what are some of the goals or priorities during your tenure as the incoming president of the AAID?

**DR. BUSH:** I will work to insure that the AAID continues the progress that we

the state and federal courts. As a result, I expect an even larger increase in members taking the Associate Fellow and Fellow exams.

We will update our patient education information both printed and online for the benefit of our members and for patients. I will also work to place the AAID at the top of the Internet search engines and have the infrastructure in place at the headquarter's office to refer patients to credentialed members in their area.

I want to work to expand



our educational opportunities by making both our members and non-members aware of the many educational opportunities that the AAID offers. For example, District Meetings are held twice a year. AAID MaxiCourses® are among the most respected and comprehensive training programs in implant dentistry. The AAID MaxiCourses®, which the Academy co-sponsors with accredited educational institutions or similar affiliations in the United States and internationally, provide 300 or more hours of lecture, laboratory sessions and live surgical demonstrations.

Topic-focused educational opportunities, such as the Regeneration and Augmentation Techniques Course (formerly the Bone Grafting Course), provide practical education for the practicing implant dentist.

We will also work to use the web to deliver some of these educational opportunities.

The Academy will continue to be recognized for our Annual Meeting, which is the greatest accumula-

**see Interview p. 10**



# Peace of mind and security.

Now more than ever.



## Treloar & Heisel, Inc.

*Professional Association Insurance Administrators*

Disability Income Plan • Business Overhead Expense Insurance •  
Disability Buy/Sell • Life Insurance • Long-Term Care Insurance •  
Professional Liability\* • Business Owners Coverage\* • Auto/Home

*\*Not available in all states*



*Working Together  
Since 1959*

1-800-345-6040  
[www.th-online.net](http://www.th-online.net)

Professionals  
*rely on* Professionals

## Interview

continued from page 8

tion of implant minds in the world.

**DR. HOCHBERG:** How do the recent courtroom decisions relating to AAID credentials and the ability of members to advertise them to the public affect our membership?

**DR. BUSH:** The recent court decisions will encourage and support members who have or wish to pursue our credentials. Members appreciate that our credentials have become even more meaningful since a federal court in California in 2010 and a state court in Florida 2009 have both come to the same conclusion — our credentials are bonafide, rigorous, objectively verifiable and a benefit to the public in evaluating dentists who offer implant services.

Our members can now see that pursuing credentials and expending their time and resources in doing so have a clear purpose that's beneficial not only to our profession and the public but also to the member and his practice.

**DR. HOCHBERG:** How can the AAID offer help to a new member just starting his career in implant dentistry?

**DR. BUSH:** Starting out, you need two things to be a



**Dr. Bush and his son, Dr. Allen Bush, in front of the 40-foot long mobile dentistry unit with three operator stations.**

good implant dentist: education and support. For those just beginning, one of the AAID affiliated study clubs would provide a place to test the waters to see if implant dentistry is the direction that you want to go. Once you've decided that you want to do implants, the AAID MaxiCourses® provide comprehensive education and a pathway to AAID credentials. The education at the District Meetings and the Annual Meeting will continue to improve your skills.

The second thing - support - is built into every aspect of the AAID. I vividly remember many times that I sat chairside and assisted Hilt Tatum. It was that support from many of the AAID pioneers that gave me the courage to focus my practice on implant dentistry. Today, the AAID is still the organization that offers members mentoring from some of the true experts and pioneers in the field of implant dentistry.

**DR. HOCHBERG:** Dr. Bush, please tell us a little bit about yourself and how you enjoy spending your leisure time.

**DR. BUSH:** I have practiced dentistry for 34 years in Goodlettsville, which is a suburb of Nashville, Tennessee. My wife Cindia works in the practice. I have a daughter who's a social worker and has provided me with two grandchildren.

My son Allen is a dentist. He works in my office part-time and I work with him providing oral surgery services to the underserved children of Tennessee. We provide these services in two self-contained, comprehensive-care, mobile dental units. We bring dental services to various rural centers housing wards of the state, including foster children, halfway houses, and behavioral/drug rehabilitation centers.

My work with these children humbles me and

makes me more appreciative than I can say of what my parents gave me when I was a child. And just maybe, my son and I have been able, in some way, to improve the lives of these children just a bit.

To refresh, my wife and I enjoy vacationing in Maine. We stay in a family-owned hotel in the small, lobster-fishing town of Boothbay Harbor. You wake up to the sound of lobster boats leaving the harbor, eat a chick lobster on a lobster dock for lunch, and watch the sunset across the harbor — often wearing a jacket in July.

**DR. HOCHBERG:** Dr. Bush, any closing thoughts?

**DR. BUSH:** We owe a debt we cannot repay to the 60 years of pioneers in the AAID. During my career I have watched implant dentistry become mainstream dentistry and the AAID has led the way. I am grateful to the membership for the opportunity to serve as president of this great Academy, that has meant so much to so many. I take this opportunity seriously and I am both honored and humbled by it.


**DR. HOCHBERG:** It has been a pleasure speaking with you today. On behalf of the entire membership of the AAID, we want to extend our heartfelt congratulations, as you become our new president. We trust in your leadership for the upcoming year. ▀

# Designed For Success, Packaged For Value



Customer Service & Technical Support online, over the phone, or in your office

Five Year Warranty<sup>2</sup>



**Reality Check**  
Zimmer Customers  
Save \$441 with Legacy<sup>3</sup>

## Legacy™3 Implant

All-in-1 Packaging includes implant, abutment, transfer, cover screw & healing collar  
\$175 vs \$616<sup>1</sup> from Zimmer Dental

## Legacy™ Implant System Advantages:

**Industry-Compatible Internal Hex**  
Prosthetic compatibility with Zimmer Dental Screw-Vent®, BioHorizons® & MIS implants

**Surgical Compatibility with Tapered Screw-Vent®**  
No need to change surgical protocol or tools

### Three Implant Designs & Packaging Options

Allows for selection based on price, packaging or thread design

**Legacy1:** \$125 includes cover screw, healing collar & plastic carrier

**Legacy2:** \$150 includes cover screw, healing collar & temporary abutment/transfer

**Legacy3:** \$175 includes cover screw, healing collar & preparable abutment/transfer

### Micro-Threads

Reduce crestal stress for improved initial stability

### Widest Range of Dimensional Options

The entire Legacy system includes seven implant diameters (3.2, 3.7, 4.2, 4.7, 5.2, 5.7, 7.0mm) & six implant lengths (6, 8, 10, 11.5, 13, 16mm)



	Laboratory Abutment	Straight Snap-On	Straight Contoured	15° Angled Contoured	Gold/Plastic	Zirconia/Ti Abutment	Plastic Temporary Abutment	Ball Attachment	GPS™ Attachment	Angled GPS™ Attachment	Multiple-Unit w/Cap & Transfer	Angled
Our price	\$75	\$85	\$85	\$85	\$100	\$120	\$35	\$107	\$100	\$120	\$85	\$100
Zimmer Dental*	\$155	\$210	\$165	\$180	\$190	\$232	\$65	\$172	\$160	N/A	\$167	N/A

## Legacy1

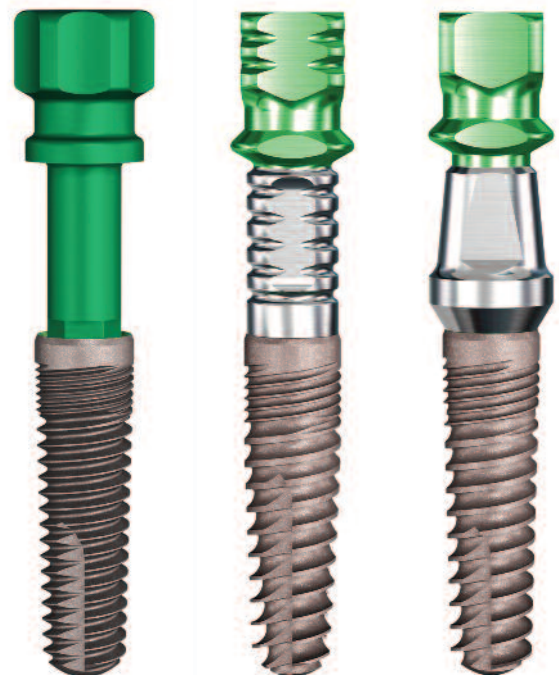
Standard "V" Threads  
Matches Screw-Vent®

## Legacy2

Spiral Threads  
for Increased Stability

## Legacy3

Buttress Threads  
for Increased Surface



Visit us at booth #701 at the AAID Annual Meeting

**Intro Offer: Make the switch & receive three FREE implants?**

Price comparisons based upon US list prices as of April 2011. All trademarks are property of their respective companies.

\*US list price for Tapered Screw-Vent with micro grooves, healing collar & straight abutment

<sup>2</sup>Terms and conditions apply.

[www.implantdirect.com](http://www.implantdirect.com) | 888-649-6425

# AAID Volunteers Provide Care to the World's Neediest

**W**hile a significant number of AAID members give back to their communities as volunteers in churches, civic organizations and charities, some regularly travel to the most remote and impoverished parts of the world to provide care to people who have never seen a dentist or maybe a doctor as well. Four AAID members, Drs. Daniel Camm, Walter Chitwood, Mark Glovis and Duke Heller, have been on numerous charitable medical trips around the globe.

Walter Chitwood has participated in 24 missions in Central America though his Baptist Church in Tennessee. On his first effort, he treated scores of homeless Mexicans near the U.S border who were living in a toxic waste dump. That's right, a toxic dump. He learned that many homeless migrate to the dump at Matamoras to seek shelter and forage for whatever food they can find.

"Upon arriving at the dump entrance, we had to travel slowly, due to the thick smoke that engulfed our van. Fires were burning everywhere, and raggedly dressed people were digging through the rubbish in hopes of finding some daily nourishment," Dr. Chitwood recalled. "The dump extended as far



**Dr. Walter Chitwood works outside, in primitive conditions, to treat those in need of dental care in remote areas of Mexico and Nicaragua.**

as the eye could see. The temperature was 101 degrees. Combined with heat from the burning flames, it was almost unbearable."

In remote areas of Mexico and Nicaragua, Dr Chitwood removes teeth, performs cursory exams, and has yet to ply his craft in any type of clinic. Patients usually sit in a rocking chair with large rocks or blocks of wood under the rockers. "We usually set up clinics under large trees or sometimes in churches, and it is not unusual to have dogs, pigs and other animals wandering through the treatment area," he noted.

With every mission trip, Dr. Chitwood realizes how fortunate he is to be a dentist living and working in the United States. "We all need to give back in some

way. The opportunities to participate in medical missions let us do just that."

Mark Glovis, practices in the southeast Michigan town of Wyandotte and donates his talents as dentist and private pilot to work for underprivileged patients on behalf of Remote Area Medical (RAM). The organization was formed in 1985 by Stan Brock, a former television personality on Mutual of Omaha's Wild Kingdom, to deliver medical and dental care in underserved areas. Since its founding, 48,000 RAM volunteers have delivered some \$44 million of free medical and dental care for more than 400,000 patients.

"I have been working with Remote Area Medical for the past 12 years after reading about their mission work in the Aircraft Owners

and Pilots Association publication. The organization was looking for pilots to transport medical professionals to missions in Appalachia, so I decided to donate my flying and dental skills and spoke with Stan Brock for over an hour," recalled Dr. Glovis. "So far, I have provided dental services in Tennessee, Virginia, Kentucky, and in three missions to New Orleans and Plaquemines Parish. My goal is to provide care to two to three missions a year."

Dr. Glovis has treated adults who had never seen a dentist before. "It's a strange phenomenon when you approach a patient with a mirror, and he does not have the reflex to open his mouth," he said. "My first expedition to New Orleans was held in the Audubon Zoo. It was so cold they had a trailer full of blankets to keep patients warm during treatment, and to take home."

In one day working for RAM, Dr. Glovis extracted 110 teeth. Until recently, there were no radiographs. During his last expedition in Louisiana, someone brought a digital sensor.

Daniel Camm practices in Brunswick, Ohio, located between Akron and Cleveland. He and his wife,

see **AAID Volunteers** p. 14

# An implant like no other.

---

High initial stability even in compromised bone situations.

---

Maximum bone preservation.

---

Excellent esthetics.

NEW

Ø 3.0 mm for limited spaces



**It's called NobelActive.** The drilling procedure of this unique implant is designed to retain as much bone as possible, while the implant body and thread design condenses bone during insertion enhancing initial stability. The back-tapered coronal design and built-in platform shifting maximize alveolar bone and soft tissue volume, and the sharp apex and cutting blades enable you to adjust

the implant position for optimal restorative orientation. Together with the strong conical connection and a comprehensive prosthetic assortment, NobelActive allows you to achieve excellent esthetic results. After 45 years as a dental innovator we have the experience to bring you future-proof and reliable technologies for effective patient treatment. **Their smile, your skill, our solutions.**



Call 800 322 5001 or visit [nobelbiocare.com/nobelactive](http://nobelbiocare.com/nobelactive)



Nobel Biocare USA, LLC. 22715 Savi Ranch Parkway, Yorba Linda, CA 92887; Phone 714 282 4800; Toll free 800 993 8100; Technical services 888 725 7100; Fax 714 282 9023  
Nobel Biocare Canada, Inc. 9133 Leslie Street, Unit 100, Richmond Hill, ON L4B 4N1; Phone 905 762 3500; Toll free 800 939 9394; Fax 800 900 4243

© Nobel Biocare Services AG, 2011. All rights reserved. Nobel Biocare, the Nobel Biocare logotype and all other trademarks are, if nothing else is stated or is evident from the context in a certain case, trademarks of Nobel Biocare. Disclaimer: Some products may not be regulatory cleared/released for sale in all markets. Please contact the local Nobel Biocare sales office for current product assortment and availability.

\*NobelActive was voted best implant 2011 at the Saúde Oral Awards in Portugal.

## AAID Volunteers

continued from page 12

Donna, have been doing mission work since 1998, when they made their first trip to China. At the time, they met a missionary couple, Chris and Vicky Bowman, who were founding an organization called MERCI, Inc. (Medical Education Resource Center International).

“Originally, the organization just served China,” said Dr. Camm. “Its goal is to provide healthcare services to various underserved areas under the banner of Christianity. Now the organization has expanded to Southeast Asia. Donna and I have been to China five times, Thailand three times, and we returned from our first trip to the Philippines on May 10.”

For each mission trip, Dr. Camm brings a portable dental unit, chair, headlamp, hand tools, hand pieces, portable x-ray

machine, and materials. He performs a variety of oral surgical and restorative procedures. The clinics treat 500 to 600 people a day. “We are always in need of dentists for our clinics,” he said. Dr. Camm urges his fellow AAID members interested in volunteering to email him at [dpcamm@aol.com](mailto:dpcamm@aol.com).

Somehow the Camms recently found time and energy to add another endeavor to their charitable activity. Donna and Daniel have partnered with Pastor Jackson Senyonga of Christian Life Ministries in Uganda. “We tend to an orphanage begun there by Pastor Jackson that houses almost 1000 children. I was there once, and Donna twice, and we probably will go back in December,” said Camm.

Duke Heller practices near Columbus, Ohio, and founded the Midwest Implant Institute ([www.midwestimplantstitute.com](http://www.midwestimplantstitute.com)) in 1980 with Dr. Jack Hahn to provide quality surgical and

prosthetic dental implant training. Dr. Heller serves as director of MII, a non-profit corporation that supports several charitable organizations and gives more than \$50,000 a year for dental research as well as Christian missionary support.

MII has trained some 850 dentists and staff with hands-on surgical and prosthetic training. Many of them have earned ABOI Board certification, and nearly every month one or two 1-2 MII alums do mission work.

Dr. Heller has participated in charitable mission trips for more than 20 years. Twice a year he travels to Oradea, Romania, to teach at the Oradea Dental School and Emanuel University. His lectures cover topics such as “Using Biblical Principles in Business” and “How to Share Your Faith with Your Blood Relatives.” He also goes to Africa annually to serve in dentistry and evangelism.

Dr. Heller also has devoted time to serving the emotional needs of his fellow dentists. He started an organization called Transforming Dentistry — Dentists Helping Dentists, after his partner took his own life at age 42. Dr. Heller decided to fill an unmet need to help practitioners cope with the pressure and stress of dentistry. He leads retreats twice per year to discuss ways dentists can help each other overcome the combined stresses of dentistry, raising a family, and maintaining a



**Dr. Mark Glovis provided dental treatment at the New Orleans Zoo, treating patients whose lives were devastated by Hurricane Katrina.**

strong marriage. He also offers seminars for dentists and their spouses on topics like stress, depression, alcohol and drug abuse, as well as overcoming marriage difficulties. His website is [www.transformingdentistry.com](http://www.transformingdentistry.com)

Inspired by the generosity and dedication of many AAID members and recognizing that charitable work is important to AAID, the Board of Directors has asked the Public Relations Committee to develop a sustainable and meaningful humanitarian project for the Academy. “We are looking at several deserving prospects and welcome input from all members regarding our humanitarian project options,” said Committee Chair Richard Mercurio, DDS. He urged members to email ([drmercurio@comcast.net](mailto:drmercurio@comcast.net)) suggestions and ideas to him or the AAID staff. ▀



**Dr. Daniel Camm traveled from Ohio to China five times, to Thailand three times, and most recently once to the Philippines, always bringing a portable dental unit, chair, portable x-ray machine and more.**

# OSADA

# ENAC

Quartz Crystal  
Piezoelectric Ultrasonic System

INTRODUCING

## *Piezo powered ultrasonic scalpels*

Utilizing the wonder of the piezoelectric ultrasonic system, surgical scalpels work like magic: separating soft tissue from the hard surface of bone or tooth with significantly reduced injuries to soft tissue, nerves and vessels, resulting in a faster recovery. Surgeons have better control of the instrument for precise cutting of the mineralized tissue with minimum force and pressure applied toward the patient. Fine ultrasonic oscillation (ENAC: 30kHz) with constant irrigation provides a continual antiseptic result.



*Osada's New Surgical Tips  
designed by Dr. Golz:*

*Incisions are gently placed (like a laser) and users have a good control of precise incisions by adjusting the angle of the tips.*

Osada tips are interchangeable  
with all Enac models



ENAC OEW10

All in one with extra high power and  
peristaltic pump

**SWORD TIP (L)** for the upper jaw

**SWORD TIP (S)** for the lower jaw

- Flap Operation (soft tissue)
- Osteotomy (bone dissection)
- Sinus window opening
- Osseous expansion (dilatation) on a very thin alveolar ridge
- Creation of insertion path for an implant

**HOE (SPADE) TIP**

- Sinus membrane separation
- Bone tissue collection (cortical & medullary)
- Soft tissue separation (flap operation)
- Apicoectomy preparation (removal of infected root apex & destructed osseous tissue)
- Adherent cyst separation from the bone
- Cleaning deep socket after extraction of the tooth

**BUGLE (TRUMPET) TIP**

- Sinus membrane separation
- Artificial bone filling
- Primary fixation of artificial membrane

**SPOON TIPS (RIGHT and LEFT)**

- Excavation & collection of infected tissue from small areas
- Collection of small amounts of medulla & spongy bone tissue
- Smoothing margin of bone & alveolar ridge

**Starter Kit: a Set of 6 SURGICAL TIPS by Dr. Golz**

# The 2011 AAID Dental Student Award

The 2011 AAID Dental Student Award is available to all accredited dental education programs in the United States and Canada. Fifty-six schools awarded the AAID Dental Student Award for undergraduate or graduate students this year at their graduation ceremonies.

Award recipients received a certificate of recognition and were provided one year free membership in the AAID and a complimentary registration at the Annual Meeting.

The recipients and schools that participated in order of the name of the school are:

## Undergraduate Dental Student Award Recipients

**Jeanne Anne Krizman, DMD**

A.T. Still University of Health Sciences Arizona School of Dentistry and Oral Health

**Jason Chi-Fai Hui, DDS**

Baylor College of Dentistry  
Component of Texas A & M Health Science Center

**Johannes N. Seywerd, DMD**

Boston University Goldman School of Dental Medicine

**Jeffrey Trent Welch, DMD**

Case Western Reserve University School of Dental Medicine

**Leora Walter, DDS**

Columbia University College of Dental Medicine

**Jeffrey J. Livingston, DDS**

Creighton University School of Dentistry

**Melissa M. Jordan, DMD**

Georgia Health Sciences University

**Daniel Aaron Bienstock, DMD**

Harvard University School of Dental Medicine

**John McElveen, DDS**

Howard University College of Dentistry

**Lily Yusheng Chen, DDS**

Indiana University School of Dentistry



**Jason Hui, DDS, Texas A & M Health Science Center, presented by Dr. James Cole, Dean**



**Dr. Jeremy Bonander, University of California - San Francisco, Presented by Dr. John Featherstone, Dean**

**Sophia Cristina Sellas, DDS**

Loma Linda University School of Dentistry

**Erin L. Katz, DDS**

Louisiana State University School of Dentistry

**Cathy Nguyen, DDS**

Marquette University School of Dentistry

**Evan K. Smith, DMD**

Medical University of South Carolina College of Dental Medicine

**Jameika Harvey, DDS**

Meharry Medical College School of Dentistry

**Debbie Shan, DDS**

New York University College of Dentistry

**Adam Fisher, DMD**

Nova Southeastern University College of Dental Medicine

**Stephen R. Stanfield, DDS**

Ohio State University College of Dentistry

**Scott H. Dougherty, DMD**

Oregon Health and Science University School of Dentistry

**Daniel R. Jacobsen, DMD**

Southern Illinois University School of Dental Medicine

**Un Chong (Maxine) Tam, DDS**

State University of New York at Buffalo School of Dental Medicine

**Milap Patel, DDS**

State University of New York at Stony Brook School of Dental Medicine

**Afshin S. Rahimi, DMD**

Tufts University School of Dental Medicine

**Clay Cammack, DDS**

University of Texas Health Science Center at San Antonio

**Sergio Lopez**

University of Texas Health Science Center - Houston Dental Branch

**Michael Caleb English, DMD**

University of Alabama School of Dentistry at UAB

**Matthew Gustafson, DDS**

University of Alberta



The recipient of the American Academy of Implant Dentistry, Dr. Jonathan Chen, surrounded by the president of the Quebec Order of Dentists, Diane Legault, president of the University of Montreal, Guy Breton, and the Dean of the Faculty of Dentistry, Gilles Lavigne.





**Afshin Sean Rahimi, DMD, Tufts University School of Dental Medicine, presented by Dean Lonnie H. Norris, Dr. Hans-Peter Weber and Dr. Nopsaran Chaimattayompol**

**Faranak Zaeimdar, DMD**

University of British Columbia

**Jeremy R. Bonander, DDS**

University of California at San Francisco School of Dentistry

**Mirela Memic, DDS**

University of Colorado at Denver and Health Sciences Center

**Dany Tawk, DMD**

University of Connecticut School of Dental Medicine

**Clara Nunez-Romero, DDS**

University of Illinois at Chicago College of Dentistry

**Majd S. Haddad, DDS**

University of Iowa College of Dentistry

**Kala Smith, DMD (2010)**

University of Kentucky College of Dentistry

**Brian Romney, DMD**

University of Kentucky College of Dentistry

**Christine Pagè St-Cyr, DMD**

Université Laval

**Stephen Ross Martin, DMD**

University of Louisville School of Dentistry

**Dean M. Chencharik, DMD**

University of Medicine & Dentistry of New Jersey Dental School

**Sowmya Ramakrishna, DDS**

University of Michigan School of Dentistry

**Katie L. Bendickson, DDS**

University of Minnesota School of Dentistry

**David M. Brown, DDS**

University of Missouri-Kansas City School of Dentistry

**Jonathan Yen-Kang Chen, DMD**

Université de Montreal

**Michael D. Eickman, DDS**

University of Nebraska Medical Center College of Dentistry

**Levi J. Jurich, DMD**

University of Nevada, Las Vegas School of Dental Medicine

**Taylor B. Halbert**

**McFarland, DDS**

University of North Carolina School of Dentistry

**Federico Gonzalez, DDS**

University of Oklahoma College of Dentistry

**Raymond Patrick Shupak, DMD**

University of Pennsylvania School of Dental Medicine

**Li-Sin Chang, DMD**

University of Pittsburgh School of Dental Medicine

**Meghan Betnar, DMD**

University of Saskatchewan

**Megan E. Hamblen, DDS**

University of Tennessee College of Dentistry

**Clay A. Cammack, DDS**

University of Texas Health Science Center - San Antonio Dental School

**Morgan D. Nordstrom, DDS**

University of the Pacific Arthur A. Dugoni School of Dentistry

**Traci W. Elison, DDS**

University of Washington - Health Sciences School of Dentistry

**Debra L. Horst, DDS**

Virginia Commonwealth University School of Dentistry

**Matthew D. Stump, DDS**

West Virginia University School of Dentistry

**Graduate Dental Student Award Recipients**

**Elliot Koschitzki, DDS**

Brookdale University Hospital Medical Center

**Muiz Mokti, DMD**

Harvard University School of Dental Medicine

**Yun-Chi Wang, DDS**

Loma Linda University School of Dentistry

**Errata**

**New Associate Fellow**

In the Winter 2011 issue of *AAID News*, we published a list of the newly inducted Associate Fellows.

Inadvertently, the name, photo, and background information for Tomonori Waki, DDS, PhD of Tokyo, Japan was left out. We apologize for the error.



**Tomonori Waki, DDS, PhD, Tokyo, Japan,** received his dental degree from Asahi University School of Dentistry, Hozumi, Gifu, Japan in 1999. In 2004 he received a PhD in Prosthodontics from

Osaka University Graduate School of Dentistry, Osaka, Japan. He also completed a Fellowship in Advanced Implant Dentistry at the Loma Linda University School of Dentistry in 2009.

**Iran MaxiCourse®**

In the Spring 2011 *AAID News*, we published an article about the Iran MaxiCourse®. There were two errors:

1. The article stated incorrectly that Kish Island is located in the Arabic Sea. Kish Island is located in the Persian Gulf.
2. Dr. Fazel's position is in the Ministry of Health and not Ministry of Education as noted in the article.

We regret the errors. ▀

## President's Message

continued from page 3

plan and a strategy for a major marketing undertaking to reach the consumers in our target market. While the Board of Trustees supported the effort in concept, they right-

fully requested more details and a specific plan with firm budget numbers. We retained a firm that has worked with the AAID for several years on our public relations initiatives to draft that plan. They studied the marketplace, analyzed the competition, and came up

with goal-driven strategies, specific tactics and measurable outcomes, and provided a detailed budget and timeline. They presented this to the Finance Committee, which recommended that we seek proposals from additional firms to make certain that we are spending your investment in the AAID appropriately. The Board will receive those proposals, review them at the February meeting, and I personally believe will cross the goal line.

I also noted in my speech last year my concern that others in the dental field do not know about AAID. We have undertaken outreach to several groups including the Academy of General Dentists, the American Academy of Endodontists, the American Academy of Cosmetic Dentistry, and our colleagues who specialize in perio, pros and oral surgery.

Despite the sluggish economy, our membership continues to grow. That is wonderful. However, what is even more exciting to me is the growth among dental students who have joined

our organization as well as our outreach to them through our "Bite of Education" programs and Dental Student Awards. We introduced an electronic membership for students and over 100 have taken advantage of that opportunity. We had a record number – 56 dental schools - participate in our Dental Student Award program.

In closing my remarks last year, I encouraged everyone to acknowledge and remember the pioneers of our Academy who paved the way for our successes. I am pleased that Dr. Beverly Dunn undertook, virtually single-handedly, the creation of a tribute to 60 years of implant dentistry and AAID's role in it. It was a labor of love. My guess is that with all the arrows he took from some who didn't think this was a good investment of Academy funds, he probably felt much like one of the pioneers he interviewed. Dr. Dunn — thank you for preserving our rich and important history.

I trust that when the history of the next 60 years of AAID is written, my year as president will be remembered as one who stayed the course and built on the successes of others. ▶

## Upcoming Key AAID Dates

### OCTOBER 2011

19 - 22 60th Annual Meeting  
Las Vegas, Nevada

### JANUARY 2012

26 - 28 2012 Southern and  
Northeast Districts  
Meeting  
Montego Bay, Jamaica

### FEBRUARY 2012

3 - 4 ABO/ID Implantology  
Update and  
Comprehensive Board  
Review Course  
Chicago, Illinois

### MARCH 2012

9 - 10 AAID Regeneration and  
Augmentation Techniques  
Course  
Orlando, Florida

### APRIL 2012

21 - 22 AAID Bone  
Regeneration Symposium  
New York, New York

### JUNE 2012

8 - 9 2012 Western and  
Central Districts Meeting  
Vancouver, Canada

### OCTOBER 2012

3 - 6 61st Annual Meeting of  
the American Academy of  
Implant Dentistry  
Washington, DC

Check the AAID Online Calendar using this QR Code for a complete listing of all Key AAID Dates. ▶




**THINK SHARP.**  
*Finally a drill-sharpening service for dental implant providers.*

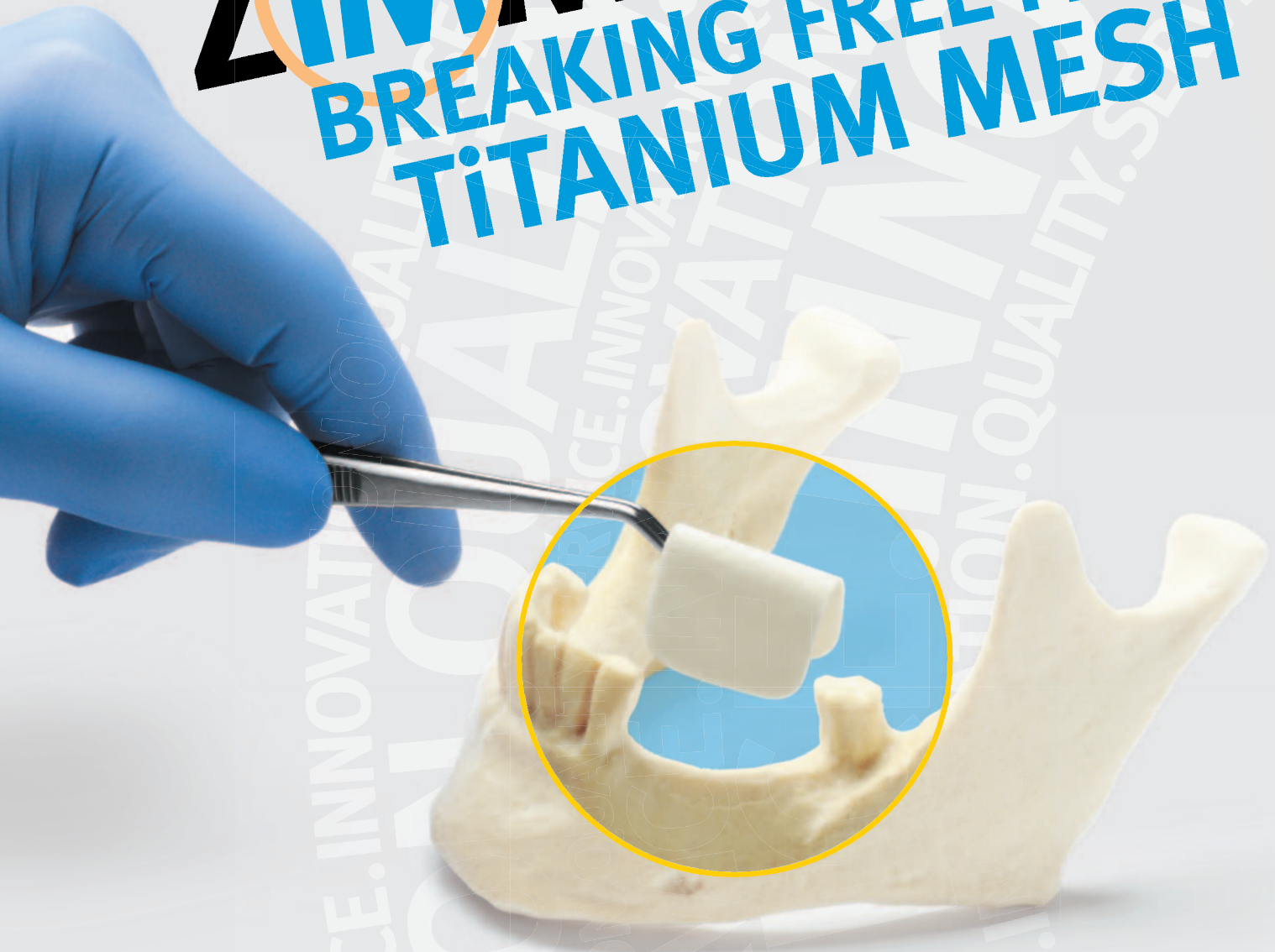
- Superior performance
- Improved care
- Extreme precision
- Exceptional longevity
- Unsurpassed quality
- Lower cost
- Increased ROI

**ImplantDrillPoint.com**      [contact@implantdrillpoint.com](mailto:contact@implantdrillpoint.com)

**Don't forget  
to visit [www.aaid.com](http://www.aaid.com)  
for the latest news  
and updates.**

# ZIMMER

## BREAKING FREE FROM TITANIUM MESH



**I am the Zimmer CurV™** Pre-Shaped Collagen Membrane. Made of biocompatible resorbable Type 1 collagen, I'm designed to be shaped and trimmed to fit both posterior and anterior defect sites. What makes me special is I eliminate the need for titanium mesh, and I don't require surgical removal. **I am an industry first, and I am Zimmer.**

For more information on how the **Zimmer CurV** membrane is an alternative to titanium mesh, please visit us at [www.zimmerdental.com/nomoremesh](http://www.zimmerdental.com/nomoremesh) or contact a sales representative at **1 (800) 854 7019**.



[www.zimmerdental.com](http://www.zimmerdental.com)

# Industry News

## Gendex reaches a new milestone in the journey to drive innovation

Gendex unveiled three new systems, making this the most comprehensive product release in the company's history. The **GXDP-700™ Series**, which offers panoramic imaging upgradable to Ceph and/or 3D, the **GXDP-300™** panoramic, with its simple yet high-performing functionality, and the

**GXPS-500™**, that augments the current PSP line. All these products come from a strong lineage of imaging excellence, and underscore the Gendex desire and commitment to serve healthcare providers as it has done for over 100 years.

Understanding that dentists' needs change over time, Gendex delivers the power of choice to those clinicians who want to grow their imaging capabilities

as their practice demands increase — with the new **GXDP-700 Series**. Beginning with a robust pan comprised of a myriad of projections, the system can be upgraded in the field to add cephalometrics or 3D Cone Beam CT, or both. The 3D component, with 2 scan size options including a low-dose PerfectScout™ location tool, complements diagnosis and planning for targeted areas of interest in

applications such as impactions, root investigation, implants, and more. Additionally, the GXDP-700's SmartLogic™ feature remembers the users most frequently used settings.

Performance meets simplicity in the new **GXDP-300** panoramic. Its FOX™ technology, which compensates for anterior malocclusion, optimizes image clarity. The system

see Industry News p. 22

## Connecticut Dental Implant Institute

Dr. Joel L. Rosenlicht, Director

### Surgical Courses

#### BASIC COURSES

##### Implants

For the new Practitioner wanting to learn simplified implant dentistry techniques

Day 1:

Lecture & Model, hands-on workshop

CE 8 Hours

Day 2:

Observation of live surgery

CE 4 Hours

#### SIGN UP TODAY!

Call for more information:

Michelle Marcil

860.649.2272

michelle@jawfixers.com

Visit us at:

www.JawFixers.com

#### ADVANCED COURSES

##### Bone Grafting & Implants

For experienced implantologists looking for grafting techniques

Day 1 & 2:

Lecture & Live Surgeries

CE 16 Hours



20% Off for AAID Members



Located at our Surgery Center  
Manchester, Connecticut

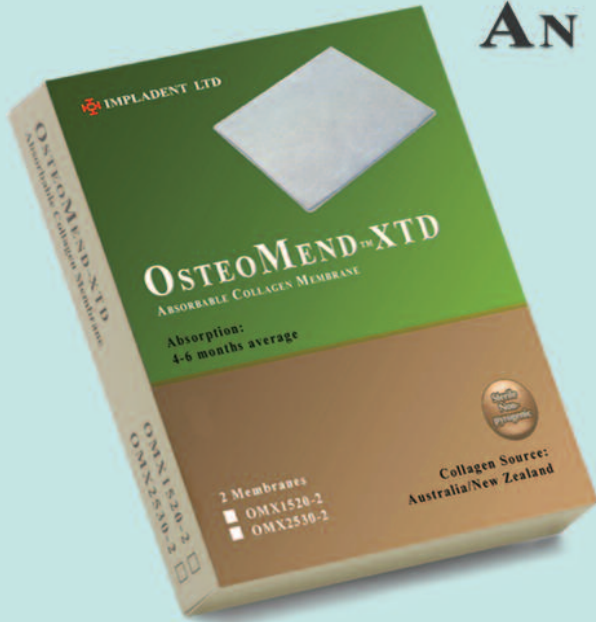
Find out why 1000's of dentists have chosen us!

"Course is Super!: I will tell my colleagues!!!"

"Very happy, please continue these...course was exactly what I was looking for and more..."

"I have learned enough to perform these procedures. Dr. R is excellent, he made and explained things very completely and clearly..."

# IMPLADENT LTD PROUDLY INTRODUCES AN AFFORDABLE ALTERNATIVE



## OSTEO MEND™ XTD BOVINE COLLAGEN

- \* Absorption Time: 4-6 months on average
- \* Derived from Achilles Tendon
- \* Excellent Handling Characteristics
- \* Strong and Predictable Absorption
- \* Sizes: 15mm x 20mm and 25mm x 30mm

## COLLA FORM™ SINGLES BOVINE COLLAGEN

- \* Absorption Time: 4-6 weeks on average
- \* Absorbable Collagen for Tissue Preservation
- \* Maintains Graft in Extraction Site for Ridge Preservation
- \* Socket Grafting without Primary Closure allowing Keratinized Tissue Preservation
- \* Size: 12mm x 20mm x 3mm each

## COLLA FORM™ PLUG BOVINE COLLAGEN

- \* Absorption Time: 4-6 weeks on average
- \* Absorbable Collagen Wound Dressing
- \* Economical - Easy to Handle
- \* Size: 10mm x 20mm each

**All products eliminate the need for secondary surgical procedure avoiding PTFE problems\***





### TOOTH EXTRACTION KIT

**5 CollaForm™ Single Membranes**  
**3 vials OsteoGen® 0.75 gram**

**SPECIAL \$303**

Full retail value \$404.00





\* Simon M, Baldoni M, Rossi P and Zaffe D. Comparative study of the effectiveness of e-PTFE membranes with and without early exposure during the healing period. Intl J Periodont Rest Dent 1994;14(2):167-180

## Industry News

continued from page 20

offers the most commonly used projections, Pan, Bitewing, and TMJ views for three body sizes. With the GXDP-300, there's a simple 3-step process: Select the projection, select the body size, and take the pan.

Both of these state-of-the-art systems utilize EasyPosition™, a group of five carefully designed features for quick and correct patient positioning leading to clear and repeatable imaging results.

Another time-saving benefit of both units is the intuitive and easy-to-use touchscreen interface.

Expanding its well-established PSP line, Gendex presents the **GXPS-500** which offers an economical way to step into digital dentistry with a chemical-free, touchless process, while keeping the office's familiar workflow. In an instant, the reusable, long-lasting imaging plates are converted to clear, sharp images ready for diagnosis, and cleared for re-use.

Learn more about the full line of Gendex products at [www.gendex.com](http://www.gendex.com).



### GXS-700™ intraoral sensors earn the Pride Institute's Best of Class award.

Gendex, developers of GXS-700 dental digital sensors, has been recognized as a recipient of the Pride Institute's Best of Class Technology Award for 2011. Gendex was an honoree in the Foundational category.

A panel of dental technology experts, organized by the Pride Institute, a dental practice management consulting firm based in Novato, California, selected this year's winning products through an unbiased, rigorous assessment selection process. The winning technologies were selected by majority vote and divided into four categories: Foundational, Diagnostic, Therapeutic, and Emerging.

The Pride Institute Best

of Class Technology awards were launched in 2009 as a new concept to provide an unbiased, non-profit assessment of available technologies in the dental space. Winners of the award are invited to participate in a technology fair showcased at the American Dental Association's annual meeting.

Learn more about the full line of Gendex products at [www.gendex.com](http://www.gendex.com)

### i-CAT® Joins The World Of Social Media!

i-CAT can now be found on the social media sites of Facebook, Twitter, and YouTube. i-CAT also has a new Blog page. The i-CAT social media pages are intended to directly engage the dental community with the latest news in the industry, improvements in x-ray and cone beam technology, and the present and future states of i-CAT products. The sites will offer a series of regular updates plus give Facebook and Twitter users the chance to interact with Team i-CAT.

Followers can enter the "Win A Free i-CAT

Sweepstakes" and other contests, receive product and software updates and information, learn about upcoming events and tradeshows, search for customer training classes, specials, and promotions, watch videos, read representative profiles, and find out more about how customers are using their i-CATs.

The i-CAT social media site pages can be found at:



[www.facebook.com/iCAT3D](http://www.facebook.com/iCAT3D)



<http://twitter.com/iCAT3D>



<http://www.youtube.com/user/imagingsciences>



[www.imagingsciences.com/blog/](http://www.imagingsciences.com/blog/)

Learn more at [www.i-cat.com](http://www.i-cat.com).





# Midwest Implant Institute

Where you place implants on your patients.



midwestimplantstitute

## mii IMPLANT CURRICULUM

# Complete. Education.

~~\$1420~~ Fall Special  
**\$595\***  
Limited Attendance

The Midwest Implant Institute offers multiple dental implant related CE courses ranging from Advanced Bone Grafting to Implant Prosthetics. To Find out why mii is known for the complete Doctor & Staff Training, contact us for more information.

~~September 9-10, 2011~~

~~October 7-8, 2011~~

~~November 11-12, 2011~~

March 2-3, 2012

Last Chance!

614.207.1102

www.midwestimplantstitute.com



### INTRODUCTION TO IMPLANT SURGERY (301)

Lecture Topics 2Days | CE Credits: 15

- Learn the Basics Well
- Simple Implant Placement
- Simple Implant Prosthetics
- Tissue Management
- Bone spreading techniques
- Bone grafting procedures
- Pre and Post-op pain management

### IMPLANT TEAM TRAINING (302)

Lecture Topics 2Days | CE Credits: 15

- Staff Learn the Parts & Pieces
- Sterile technique procedures
- Diagnosis and treatment planning
- Proper suturing techniques

\*Discuss 5 prospective implant patients with x-rays/models

### mii EXTERNSHIP (551-552)

301/302 Courses are Prerequisites to 551/552  
CE Credits:Varies (Call for Details)

- Ready. Set. Surgery.
- Assist & Place Simple Implants
- Maxillary Anterior (using bone spreading)
- Maxillary Posterior (using bone spreading)
- Mandibular Posterior
- Mandibular Anterior

The Midwest Implant Institute is an ADA CERP Recognized Provider. ADA CERP is a service of the American Dental Association to assist dental professionals in identifying providers of continuing dental education. ADA CERP does not approve or endorse individual courses or instructors, nor does it imply acceptance of credit hours by boards of dentistry.

145 Green Meadows Dr. South | Lewis Center, OH 43035

midwestimplantstitute.



Visit mii



## Find a Home.

Find a Clinical Mentorship Home.  
Find the midwestimplantstitute.

- YOU HAVE QUESTIONS? WE HAVE ANSWERS.
- ANSWERS FROM 60 YEARS OF IMPLANT TRAINING
- EXPERIENCE COMFORT WITH DIFFICULT CASES.
- SEND MODELS, X-RAYS (DIGITAL)



DR. DUKE HELLER  
CEO | MIDWEST IMPLANT INSTITUTE

MORE DETAILS  
614.207.1102

## Problems Arise. Problems Solved.

### DIGGING OUT OF PROBLEMS (601)

- BRING YOUR OWN PROBLEM CASES
- HANDLING LOOSE/BROKEN SCREWS
- REPAIRING AILING IMPLANTS
- PREDICTABLE RESULTS GRAFTING
- SINUS AUGMENTATION PROBLEMS

LIMITED ATTENDANCE

CREDITS: 1.5  
FEE: \$1420

AND MUCH, MUCH MORE...

NOVEMBER 4-5, 2011



Continuing Education Recognition Program

DR. ROBERT HELLER  
CLINICAL DIRECTOR | MIDWEST IMPLANT INSTITUTE



# Warming Up to More than New Technology

Southern and Northeast Districts Meeting: January 28 – 29, 2012

**T**echnology is more than a new piece of equipment. It can be a cutting-edge procedure, a different take on a typical treatment plan, new materials, or a deeper understanding of how other medical disciplines interact with implant dentistry. This two-day scientific program provides an unbiased and practical look at what every practicing implant dentist must know to better treat their patients...in one of the most beautiful, warm and relaxing locations in the world.

You are told that 3-D and CAD/CAM imaging will make placement more precise. Has it become the “standard of care”? Is it time for you to invest in 3-D? Today’s implant dentist is continually asked by patients to do more esthetically for them. Patients present with medical conditions and are treated with drug therapy. This leads to potential unforeseen compli-

cations. Stem-cell research may even eliminate the need for dental implants in the future. Expert, practicing implant dentists will share their evidence-based research and their everyday, practical experiences working with implant patients. By attending this conference, you will:

- Learn about new Cone Beam/CADCAM technology and whether it is time to implement this technology
- Discover how 3-D imaging has improved subperiosteals in the treatment of severely resorbed ridges
- Become familiar with how biometric principles and the science and methodology for utilization of Joint Vibration Analysis (JVA) with Jaw Tracker 3D, EMG and T-Scan Occlusal Analysis Systems in various modalities can impact your practice



A highlight of your visit to Jamaica will be the Dunn's River Falls, with its 600 feet of climbing and hot springs.

- Gain perspective on the best use of Lasers in implant dentistry
- Be able to evaluate abutment, crown and bridge materials and determine what is right for your case
- Learn about the advances in Digital Shade Analysis in accuracy with aesthetically demanding cases
- Know whether PRP, PRF and BMP is living up to its promise
- Become familiar with the latest applications for Piezosurgery
- Learn the latest in pharmacology

In the spirit of the title of meeting, we have chosen the always-warm tropical destination of Montego Bay,

Jamaica. To make the trip easier on the budget we have negotiated a great All-Inclusive rate for accommodations at the **Hilton Rose Hall Resort and Spa.**

Visit AAID's website — [www.aid.com](http://www.aid.com) — or scan this QR Code for more detailed information including the schedule, speakers, venue and to register. ▶



Secluded beaches and calm waters await you in Jamaica during AAID's Southern and Northeast Districts Meeting.

**REGISTER BEFORE  
NOVEMBER 7, 2011  
& SAVE \$200!**





# SOME WOULD CALL 40 YEARS OF REFINING OVERDENTURE ATTACHMENTS OBSESSIVE, WE CALL IT A ZEST FOR INNOVATION.



1972

ZEST® Anchor  
Attachment




ZAAG®  
Attachment  
(Implant, Bar &  
Root Attachments)



ZEST LOCATOR®  
Attachment System  
(Implant, Bar &  
Root Attachments)



SATURNO™  
Pivoting O-Ring  
Attachment



2012

The Next Generation  
of Overdenture  
Attachments

*Leading four decades of overdenture attachment system innovations.*

For forty years, we've been raising the bar in overdenture attachment innovations. From pioneering pivoting, self-aligning attachments to exciting breakthroughs on the horizon, ZEST continues to define the overdenture attachment market. It's why over 70 implant manufacturers have partnered with us to customize our third generation attachment, LOCATOR, and made it compatible with over 350 different implant products. It's also why millions of patients are now enjoying a better quality of life every single day. We're proud of what we've accomplished, but we're not standing still... in the coming year, watch for exciting new product introductions designed to once again provide your practice with increased revenue opportunities and even more satisfied patients.



For more information download a QR app to scan this code, visit our new microsite at [www.thepivotingdifference.com/AAID](http://www.thepivotingdifference.com/AAID), or please call 1.800.262.2310.



©2011 ZEST Anchors LLC. All rights reserved. ZEST®, LOCATOR®, ZAAG® and ZEST® Anchor are registered trademarks and SATURNO™ is a trademark of ZEST IP Holdings, LLC.



IMPLANT DENTISTRY:

# Debating the Options for Practical Solutions



61<sup>st</sup> AAID Annual Meeting

AMERICAN ACADEMY OF IMPLANT DENTISTRY

Washington DC October 3-6, 2012

*Practical Education for the Practicing Implant Dentist*

[www.aaid.com](http://www.aaid.com)



**SPECIAL RATES AVAILABLE UNTIL MARCH MANIA 2012 - MARCH 30, 2012**

Hilton Washington, DC | October 3-6, 2012

A separate registration form must be completed for each attendee, including office staff, spouse, family members and guests. Please print clearly or type. Any corrections, modifications or additions must be submitted in writing. Call the Hilton Washington at 1-800-HILTONS (445-8667) to make your hotel reservations. Mention the American Academy of Implant Dentistry for special group rates.

**CONTACT INFORMATION (Please write legibly.)**

Last name: \_\_\_\_\_ First Name: \_\_\_\_\_ Degree(s): \_\_\_\_\_

Address: \_\_\_\_\_ City: \_\_\_\_\_

State: \_\_\_\_\_ Zip: \_\_\_\_\_ Country: \_\_\_\_\_

Phone: \_\_\_\_\_ Fax: \_\_\_\_\_ Email: \_\_\_\_\_

AGD Member #: (Required if AGD Member registering at AAID Member rates) \_\_\_\_\_

Meeting Registration Until March Mania	By			After		
	3/30/12	9/10/12	9/10/12	9/10/12	9/10/12	9/10/12
_____ AAID Associate Fellow/Fellow*	\$ 995	\$ 1095	\$1195			
_____ AAID General Member*	\$1045	\$ 1145	\$1245			
_____ AGD Member*	\$1045	\$ 1145	\$1245			
AGD Member # required						
_____ NonMember PLUS! Dentist * [Includes Membership in AAID through November 30, 2012]	\$1195	\$1295	\$1395			
_____ Nonmember*	\$1395	\$1495	\$1595			
_____ Technician	\$ 345	\$ 345	\$ 395			
_____ Life Member & Retired Member	\$ 245	\$ 245	\$ 245			
_____ Office Staff	\$ 345	\$ 345	\$ 395			

Register 3 or more allied staff from same office at \$275 each

Doctor's Name \_\_\_\_\_

_____ Student	\$ 150	\$ 150	\$ 150
_____ Spouse Name _____	\$ 245	\$ 245	\$ 245
_____ Guest Name _____	\$ 245	\$ 245	\$ 245

\* Includes one (1) President's Celebration ticket

**METHOD OF PAYMENT**

Amount enclosed or to be charged \$ \_\_\_\_\_

Check Enclosed  Visa  MasterCard  American Express  Discover

Card No. \_\_\_\_\_

Card Exp. Date: \_\_\_\_\_ 3 Digit Security Code from Back of Credit Card \_\_\_\_\_

Signature: \_\_\_\_\_

Send check, payable in US\$, and this form to the AAID:  
 American Academy of Implant Dentistry, c/o Delaware Place Bank, Dept. 350  
 190 Delaware Place, Chicago, IL 60611

Or register online at [www.aaid.com](http://www.aaid.com).

Or you may fax your form to 312.335.9090.  
 American Academy of Implant Dentistry • 211 East Chicago, Ave., Suite 750  
 Chicago, IL 60611 • P: 312.335.1550 or 877.335.AAID

**All refunds are subject to a \$50 administrative fee regardless of when requested or the reason.** Requests for refunds must be made in writing and received by September 20, 2012 for a full refund (less the \$50 administrative fee). Between September 21 and September 27, 2012, a 50% refund (less the \$50 administrative fee) will be given. **Due to advance commitments to the hotel, no refunds will be made after September 27, 2012.**

**IMPLANT DENTISTRY: DEBATING THE OPTIONS FOR PRACTICAL SOLUTIONS**

Every day we are faced with various options to provide the best treatment for our patients. As the practice of implant dentistry continues to evolve; various tools, technologies, and treatment approaches are available to the clinical dentist which often present challenging decisions.

This meeting is designed to bring together the world's experts in implant dentistry to debate several options of treating a similar situation allowing you to develop practical solutions. Examples of some of the options that will be debated include:

- Should comprehensive reconstruction be the goal or can we settle for con formative Implant restorations?

- Should length matter? Can short implants be a solution to circumvent grafting or does length ensure longevity?
- Is autogenous bone the gold standard? Can allogenic particulate grafts get the same results as autogenous block grafts?
- Connective tissue grafts: How much should we stretch to achieve perfection? Or should we resort to prosthetic solutions for soft tissue limitations?

You will be part of the decision making process. Attend AAID's 61st Annual Scientific Program and Meeting to get some clarity on the options that keep you up at night.

Just a few of the presenters you will see and hear are:

- Gordon Christensen, DDS, PhD
- Christian Coachman, DDS, CDT
- Marco Esposito, DDS, PhD
- David Garber, DMD
- Alfred "Duke" Heller, DDS, MS
- Sonia Leziy, DDS
- Louis Malcmacher, DDS
- Isabella Rocchietta, DDS
- Maurice Salama, DMD
- Michael Sonick, DMD
- Philippe Tardieu, DDS

# Membership

## NEW MEMBERS

The AAID is pleased to welcome the following new members to the Academy. If you joined the Academy recently and your name does not appear, it will be listed in the next newsletter. The list is organized by state and then alphabetically by city. Contact your new colleagues and welcome them to the Academy.

### Alabama

Rob Sotoudehnia, DMD  
Huntsville

### Arizona

Jeanne Anne Krizman,  
DMD  
Tucson

### California

Lawrence Leong, DDS  
Antioch  
Donovan S. Browning, DDS  
Auburn  
Greg Rubin, DDS  
Calabasas  
Eric Barnes, DDS  
Chico  
Ron Barry, DMD  
Del Mar  
Dr. Rachel Robinson  
Fountain Valley  
Dr. Truc Nguyen  
Fremont  
Tara Aghaloo,  
MD,DDS,PhD  
Los Angeles  
Tommy Tong, DDS  
Milpitas  
Rex Moody, DDS  
Mission Viejo  
Robert Rutner, DDS  
Mountain View  
Darrin Wiederhold, DDS  
Newport Beach  
Craig Conrow, DDS,MS  
Palm Desert  
Scott Hanosh, DDS  
Paradise  
Ihab Hanna, DDS  
Redwood City  
Douglas Maxson, DDS  
San Jose  
Sten Ericson, DDS  
Santa Barbara  
David R. Powers, DDS  
Temecula  
Pierre Joven, DMD  
West Covena  
Jin Yang, DDS  
Wilmington

### Florida

Carlos Coello, DMD  
Boca Raton  
Karen Kay Kaiser-Coello,  
DMD  
Boca Raton  
Scott Farber, DDS  
Orlando  
Dr. John Ong  
Orlando  
Yehuda Joseph Benjamin,  
DMD  
Plantation

### Georgia

Hugh Douglas Flax, DDS  
Atlanta  
Dina Giesler, DDS  
Atlanta  
Marianna Kovitch, DMD  
Atlanta

### Illinois

Francis Kim, DDS  
Chicago  
David Taler, DDS  
Chicago  
Cathy T. Nguyen, DDS  
Glendale Heights  
Sanaz Amiran, DDS  
Highland Park

### Indiana

Dr. Ravi Kumar Vijay Patel  
Indianapolis  
Tanya Lynn Long, DMD  
Jeffersonville  
Lily Chen, DDS  
Speedway

### Iowa

Douglas Horton, DDS  
Cedar Rapids  
Dona Prince, DDS  
Sioux City

### Kansas

Rawley Philpott, DDS  
Manhattan

### Louisiana

Erin Lutf Katz, DDS  
Marrero

### Maryland

Roghieh Atapour, DDS  
Columbia

### Massachusetts

Christopher Bissada,  
DDS,MDS  
Medfield  
David I. Peck, DMD  
Springfield  
Simon Bernstein, DDS  
Swampscott

### Michigan

Gordon S. Won, DDS  
Berrien Springs  
Kai-Chiao Joe Chang, DDS  
Detroit

### Missouri

Steven Cajigal, DDS  
Arnold  
Scott Drooger, DDS  
Chesterfield  
Matthew Slaven, DDS,MSD  
Wentzville

### Nevada

James Hong, DDS  
Las Vegas  
Yeong Kim, DDS  
Reno

### New Jersey

Mayra Modesto-Garrido,  
DDS  
Glen Rock  
Constantine Simos, DMD  
New Brunswick  
Edward A. Olsen, DMD  
Red Bank  
Joseph Haddad, DDS  
Somerset  
Michael Nawrocki, DMD  
Tenafly

### New York

Dr. Karen Fraticelli  
Brooklyn  
Timothy Slavin, DMD  
Brooklyn  
Leora Walter, DDS  
Brooklyn

Jenna Leigh Polinsky, DDS  
New York  
Jane Yang, DDS  
New York  
Julie Blais, DMD  
Sayville  
Stephen Akseizer, DDS  
Syosset

### North Carolina

Robert Powell, DDS  
Asheville  
Heidi Tzioros, DDS  
Monroe  
Michael Potter, DDS,MD  
Raleigh

### Ohio

Edwin Hawk, DDS  
New Philadelphia  
Michael Hoffman, DDS  
Stow

### Oklahoma

Robert E. Flint, DDS  
Tulsa

### Oregon

Nirvana Schuyler, DMD  
Tigard  
Joshua Wieland, DMD  
Wilsonville

### Pennsylvania

Benjamin W. Hsu, DMD  
Fort Washington  
Adam Fisher, DMD  
Philadelphia  
Hector Leonardo  
Sarmiento, DMD  
Philadelphia

### South Carolina

George K Camp, III, DDS  
Hilton Head Island  
Alison Grubbs, DMD  
North Augusta

### Texas

Robert Leedy, DDS  
Abilene  
Larry H. Lindsay, DDS  
Austin  
Jason Hui, DDS  
Dallas

Justin Mund, DDS  
Fort Worth  
Brandon L. Greer, DDS  
Hallsville  
George Duncan Suchko,  
DDS  
Houston  
Charles A. Ray, III, DDS  
Katy  
Thomas Dawson, DDS  
Mansfield  
James David Sandridge, DDS  
Plano  
Craig M. Wright, DDS  
San Antonio  
Wesley J Urich, DDS  
The Woodlands  
Jerame Hafen, DDS  
Universal City

### Utah

Brian Romney, DMD  
Pleasant Grove  
Joseph W. Stobbe, Jr., DMD  
Salt Lake City

### Virginia

Stephen Scott Young, DDS  
Richmond

### Washington

Richard Busto, DDS  
Olympia  
Travis Valmore Coulter,  
DDS  
Spokane Valley  
LeRoy Horton, DDS  
University Place

### Wisconsin

Scott David Munro, DDS  
Racine

### ARGENTINA

Dr. Alejandro Gavassa  
Maffei  
Beccar, Buenos Aires

### AUSTRALIA

#### New South Wales

Chu Tih Lee, BDS  
Sydney

## AUSTRALIA

### Queensland

Jared Christofferson, BDS  
Cairns

## BULGARIA

Tatiana Tasseva, DDS  
Sofia

## CANADA

### Alberta

Jerry Thomas, DDS  
Edmonton

### British Columbia

Terry Abel, DMD  
Langley  
Dr. Linda Quach  
Mission  
Dr. Gloria Tyler  
Mission

Amir Ajar, DDS  
Vancouver

## Ontario

Taylor McGuire, DDS  
Nepean  
Barrie Renick, DDS  
New Market  
Dan Hagi, DDS  
Thomhill

## Quebec

Joseph Henry, DDS  
Montreal  
Marc Couture, DMD  
Quebec  
Christine Page St. Cyr,  
DMD  
Quebec  
Chao-Chen Chen, DMD  
St-Laurent

## FRANCE

Dr. Francois Grobost  
15000 Aurillac

## INDIA

**Uttar Pradesh**  
Gaurav Kumar Goel, MDS  
Noida

## IRAN

Dr. Maziar Shahzad  
Dowlatshahi  
Ahvaz  
Seyed - Jalil Sadr, DMD  
Tehran

## KUWAIT

Dr. Waleed Altherban  
SAFAT

## MEXICO

Boris Schwartzman, DDS  
Mexico

## PAKISTAN

Farhan Javed, MDS  
Lahore, Punjab

## SERBIA

Dejan Donfrid, DDS  
Belgrade

## SOUTH KOREA

Dr. Ha Jin Jung  
Ansan, Gyeonggi-do  
Dr. Sun-Wook Kim  
Bucheon  
Hyun Chan Kim, DDS  
Busan  
Dr. Suseong Kim  
Changwon, Kyoungnam  
Dr. Hyun-Kyu Park  
Daegu  
Dr. Jungyun Hwang  
Daejeon

Dr. In Gi Min  
Gimhae-si,  
Gyeongsangnam-do

Dr. Jong Hwan Park  
Gwang Ju

Dr. Do Wook Kang  
Gyeonggi-do

Dr. Hong ju Park  
Kwang ju

Dr. Jungjin Ahn  
Seongnam

Dr. Hye Jung Ham  
Seoul

Sangheum Yeon, DDS, PhD  
Seoul

## SPAIN

Dr. Simon Pardinias Lopez,  
A Coruna, A Coruna

## Pikos Implant Institute


Dr. Michael A. Pikos has provided continuing education courses for 20 years with over 2400 alumni from all 50 states and 32 countries, and is internationally recognized as a leader in implant surgery.

- CT Diagnosis and Treatment Planning  
With Interactive CT Software  
May 3-5, 2012
- Contemporary Soft Tissue Grafting  
For Implant Reconstruction  
February 6-8, 2012  
October 11-13, 2012
- Advanced Bone Grafting I  
February 9-11, 2012  
November 5-7, 2012
- Advanced Bone Grafting II  
November 8-10, 2012

[www.PikosInstitute.com](http://www.PikosInstitute.com) 727-781-0491

*"For the dental surgeon who respects the restorative principles of Dawson, Pankey, Spear, and Kois, and the surgical principles of Marx, Allen, and Misch... this course is a must. The pursuit of dental implant surgical excellence is thriving at the Pikos Implant Institute."*

Dr. Neil Cullinan, MD, Annapolis, MD



# Continuing Education Bite

## AAID MaxiCourses®

### 23rd Annual MCG/AAID MaxiCourse®

"Comprehensive Training Program in Implant Dentistry"

Monthly March through December

Contact: Lynn Thigpen

Phone: 800-221-6437 or 706-721-3967

E-mail: lbthigpen@mcg.edu

Web site: www.mcg.edu/ce

### OAGD/AAID MaxiCourse®

Oregon Academy of General Dentistry

OHSU School of Dentistry

September – June

1 weekend per month

Contact: Jessica Smith

Phone: 503-228-6266

E-mail: oragd@comcast.net

Web site: www.oragd.org

### Loma Linda University/AAID MaxiCourse®

Loma Linda, California

Monthly March through December

Continuing Dental Education

11245 Anderson St.; Suite 120

Loma Linda, CA 92354

www.llu.edu/assets/dentistry/documents/cde/  
maxicourse2010.pdf

### 6th Annual MaxiCourse® Asia

October – August

One week bi-monthly

Abu Dhabi, United Arab Emirates; New Dehli,

India; Penang, Malaysia

Contact: Dr. Shankar Iyer

E-mail: drsiyer@aol.com

Web site: www.aaid-india.org

### Korea MaxiCourse®

Monthly March through December

Contact: Dr. Jaehyun Shim

E-mail: dental-care@hanmail.net

Web site: www.kdi-aaid.com

### Puerto Rico MaxiCourse®

Ten sessions from September through June

Contact: Miriam Montes, Program Coordinator

Phone: 787-642-2708

E-mail: mimontesmock@yahoo.com

Web site: www.theadii.com

### Toronto Implant Maxicourse®

September – June

Ten 3-day weekends

Toronto, Ontario, Canada and Aurora, Ontario,  
Canada

Phone: 905-235-1006

Contact: Ti-Max Education Inc.

E-mail: info@ti-maxicourse.ca

Web site: www.ti-maxicourse.ca

### University of Nevada Las Vegas

#### MaxiCourse®

Contact: John Minichetti, DMD

Phone: 201-871-3555

E-mail: drminichetti@englewooddental.com

### University of Medicine and Dentistry of New Jersey, New Jersey Dental School

Contact: Janice Gibbs-Reed

Phone: 973-972-6561

E-mail: gibbs@umdntj.edu

### Escuela Superior de Implantologia de Barcelona

Contact: Sergia Cacciacane Entrerios, DDS

Phone: +34-93-2444089

E-mail: ncapanis@aol.com

### Vancouver, British Columbia MaxiCourse®

Contact: Nicole Wardstrom, CDA

Phone: 604-531-3344

Email: nicole@implantconnection.ca

### Iran ACECR TUMS Branch MaxiCourse®

Contact: Mohammad Ali Mostafavi, BDS, DDS

E-mail: mamostafavi@yahoo.com

Web site: www.jdtums.ir/aaid/

## Courses presented by AAID credentialed members\*

### U.S. Locations

#### Advanced Laser Course

Edward Kusek, DDS

April 20 & 21, 2012

18 CE hours

Contact: Kristi Meyer

Phone: 605-371-3443

Web site: www.drkusek.com/courses.html

#### Basic and Advanced Implant Mini- Residency in Surgery & Pros. and Live Surgery Weekend

Zimmer Dental Training Course

John C. Minichetti, DMD

Contact: Lisa McCabe

Phone: 201-871-3555

Web site: www.englewooddental.com

#### Bay Area Implant Continuum with Hands- On Training

Matthew R. Young, DDS

120 CE Hours

Bay Area Implant Synergy

San Francisco, CA

Contact: Andy Holt

Phone: 415-392-8611

E-mail: info@drmyoung.com

### Connecticut Dental Implant Institute

Joel L. Rosenlicht, DMD, Director

\* Advanced Bone Grafting

\* Basic Implant Dentistry

\* Advanced Implant Dentistry

All courses feature live surgeries and hands-on

model workshops Venue: Rosenlicht Oral &

Facial Surgery Center, Manchester, CT

Contact: Michelle Marcil

Phone: (860) 649-2272

E-mail: Michelle@jawfixers.com

Web site: www.JawFixers.com

### Fixed Removable Implant Treatment

Carol Phillips, DDS

Contact: Melissa Martin

Phone: 800-549-5000

### Hands-on Training Institute

Dr. Ken Hebel

Hands On Implant Training –

Prosthetics, Surgery and Bone Grafting

Contact: Kerri Jackson

Phone: 888-806-4442 or

519-439-5999

E-mail: info@handsontraining.com

Web site: www.handsontraining.com

Programs held throughout the year in Canada,  
New Jersey, California and Texas

### Laser Pocket Reduction & Diode Training for the Dental Professional

Edward Kusek, DDS

March 23 & 24, 2012

14 CE hours

Contact: Kristi Meyer

Phone: 605-371-3443

Web site: www.drkusek.com/courses.html

### Linkow Advanced Implant Courses

Course Director: Dr. Michael Shulman

Phone: 201-840-7777

Contact: Amelia

Phone: 551-655-1909

E-mail: info@adiseminars.com

Web site: www.adiseminars.com

### Midwest Implant Institute Externship – Bring Your Own Patients

Drs. Duke & Robert Heller

Contact: 614-885-1215

E-mail: dukeheller@copper.net

Web site: www.midwestimplantinstitute.com

### One-Year Residency in Implant Dentistry Featuring Hands on Workshops & Live Surgeries (160 CE)

Louie Al-Faraje, DDS

San Diego, CA

Phone: 858-496-0574

E-mail: info@implanteducation.net

Web site: www.implanteducation.net

**Pathway Learning Series Swiss  
Implants, Inc.**

Carol L. Phillips, DDS, Director  
84 CE Units – Six 2-Day Workshops  
Contact: Julie Hansen  
Phone: 805-781-8700

**Pikos Implant Institute**

Michael A. Pikos, DDS  
CT Diagnosis and Treatment Planning  
Contemporary Soft Tissue Grafting  
Advanced Bone Grafting  
Advanced Bone Grafting II  
Contact: Alison Thiede  
Phone: 727-781-0491  
E-mail: learn@PikosInstitute.com

**Sendax Mini-Implant Seminars & MDI  
Mini Residencies**

Basics and Advance MDI Training: Fixed &  
Removable & Hybrids Seminar: Full Day  
Program with live surgery & hands-on!  
Contact: Cheryl Reed  
Phone: 800-879-9799 Ext. 128  
Fax: 212-249-2795  
E-mail: vis@sendax-minidentimpl.com  
Web site: www.sendax-minidentimpl.com

**Tatum Institute International A Hands-on  
Learning Series Emphasizing the “Hilt  
Tatum” Philosophy**

Contact: Rebekah Register  
Phone: 727-459-4910  
Toll free: 888-360-5550  
E-mail: tatumimplants@verizon.net

**Outside U.S. Locations**

**Beirut Implant Dentistry Center**

CE Courses Survey of Surgical and Prosthetic  
Implant Care  
Drs. Jihad Abdallah & Andre Assaf  
Contact: Mahia Cheblac  
Phone: +961 1 747650 or +961 1 747651  
Fax: +961 1 747652  
E-mail: beirutidc@hotmail.com

**The D.M. Vassos Dental Implant Centre  
Introductory & Advanced Surgical &  
Prosthetic Programs**

Dr. D.M. Vassos  
Mentor Program – Hands on Program over six  
Saturdays  
Contact: Rosanna Frey  
Phone: 780-488-1240

E-mail: rosanna@dmvassos.com  
Web site: www.dmvassos.com

**Implant Smile Center, Alberta, Canada**

“Hands-on” Introductory to Advanced Surgical  
and Prosthetic Implant Courses with Live  
Surgery.

Dr. Robert E. Leigh, Director  
Year-round, Custom Tailored and 5-DAY MINI-  
RESIDENCY Courses  
Contact: Anita Leigh  
Phone: 1-888-877-0737 (Toll Free)  
E-mail: staff@albertadentalimplants.com  
Web Sites: www.implantssmilecenter.com  
www.albertadentalimplants.com

**Pacific Implant Institute**

Dr. Ron Zokol  
Comprehensive Training in Implant Dentistry  
September through June  
Location: Vancouver, B.C., Canada  
Contact: Kim  
Phone: 1-800-668-2280  
E-mail: kimber@piidentistry.com  
Web site: www.piidentistry.com

**AAID Affiliated Study Clubs\*  
California**

Bay Area Implant Synergy Study Group  
San Francisco  
Matthew Young, DDS  
Phone: 415-392-8611  
E-mail: young.matt@yahoo.com  
Web site: www.drmatthewyoung.com/  
BayAreaImplantSynergyPage.htm

**New Jersey**

**Lincroft Village Dental Implant Study  
Group**

Treatment planning, bonegrafting, prosthetics  
Richard J. Mercurio, DDS  
Contact: Martha Gatton  
Phone: 732-842-5005  
E-mail: lincroftimplant@aol.com

**New York**

**CNY Implant Study Group**

Brian Jackson, DDS  
Contact: Melanie – Course Coordinator  
Phone: 315-724-5141  
E-mail: bjddsimplant@aol.com

**New York Study Club**

Edgard El Chaar, DDS  
John Minichetti, DMD  
Phone: 212-685-5133  
E-mail: info@edgardelchaar.com

**CANADA**

**Surrey, British Columbia**

**Implant Connection I:  
Advanced Surgical Group**

Ongoing program that is specifically designed  
for experienced doctors in implantology. This  
class covers lecture and live surgery.

**Implant Connection II: Surgical mentor-  
ship to incorporate implants into your  
practice**

One year program that incorporates lecture, lab  
work, surgical demo's and live patient sur-  
gery.

**Implant Connect: Prosthetic course**

One year program that will cover patient selec-  
tion, treatment planning, occlusal  
considerations and how to incorporate  
implants into your practice.

E-mail: Nicole@implantconnection.ca  
Web site: www.implantconnection.ca

\* This calendar section is available to any cre-  
dentialled member of the AAID to post  
information about implant education courses  
offered by the member. The member must agree  
to provide the list of attendees to AAID in  
exchange for publication of the course in the  
calendar. Study Club listings are available only  
to Affiliated AAID Study Clubs. For information  
about becoming an Affiliated AAID Study Club,  
contact Carolina Hernandez at  
Carolina@aaid.com. ▶



211 East Chicago Avenue,  
Suite 750  
Chicago, Illinois  
60611-2616  
312-335-1550  
Toll-free: 877-335-AAID (2243)  
Fax: 312-335-9090  
www.aaid.com

**Advancing the standard  
of care for comprehensive  
implant dentistry since 1951**

## Table of contents

<b>Editor's Notebook</b> .....	1	<b>The 2011 AAID Dental Student Award</b> .....	16
<b>Clinical Bite</b> .....	1	<b>Errata</b> .....	17
<i>Research Foundation announces Student Grant Winners; Sets record for number of grants given</i>		<b>Upcoming Key AAID Dates</b> .....	18
<b>President's Message</b> .....	3	<b>Industry News</b> .....	20
<b>Business Bite</b> .....	4	<b>Warming Up to More than New Technology</b> .....	24
<i>Secrets of Implant Dentistry</i>		<i>Southern and Northeast Districts Meeting: January 28 - 29, 2012</i>	
<b>Conversation with James L. Bush, DDS</b> .....	8	<b>Membership</b> .....	28
<b>AAID Volunteers Provide Care to the World's Neediest</b> .....	12	<i>New Members</i>	
		<b>Continuing Education Bite</b> .....	30