

**INSIDE: Seniors, social media, and dentists – p4**  
**Slate of Officers for AAID announced – p6**  
**Foundation supports Dental Lifeline Network – p8**

# AAID News


SUMMER 2011

PUBLISHED BY THE AMERICAN ACADEMY OF IMPLANT DENTISTRY



## Editor's Notebook

David G. Hochberg, DDS  
 Editor, AAID News



The latest data from the 2010 Census shows senior citizens, as a percentage of population, is increasing faster than younger groups. The senior population grew at over 15% and now represents 13% of total U.S. population. This is a key demographic group for implant dental practices. We offer an article in this issue's Business Bite section to help you market to seniors in not only marketing using social media. The Preliminary Program for AAID's 60th Annual Meeting is in the mail. The Scientific Program includes practical education for the practicing implant dentist and you will definitely gain knowledge that you can take back to your office and use immediately. See pages 16 through 22 for more information. ▸

## Realities of Implant Dentistry and How to Stack the Deck in Your Favor

The American Academy of Implant Dentistry is the single best source for practical education for the practicing implant dentist. Join your colleagues in Las Vegas, October 19 – 22, 2011, as we celebrate AAID's 60th Anniversary Annual Scientific Program.

Learn from the pros that have the knowledge and experience about how to attract and keep new patients, improve your treatment planning, and enhance your skills as an implant dentist. Join over 1,000 of your colleagues and a world-class faculty at one of the best values in implant dentistry.

- Obtain comprehensive implant dentistry CE with choices of different programs
- Interact one-on-one with world-class presenters
- Leave with clinically practical information

you can use immediately

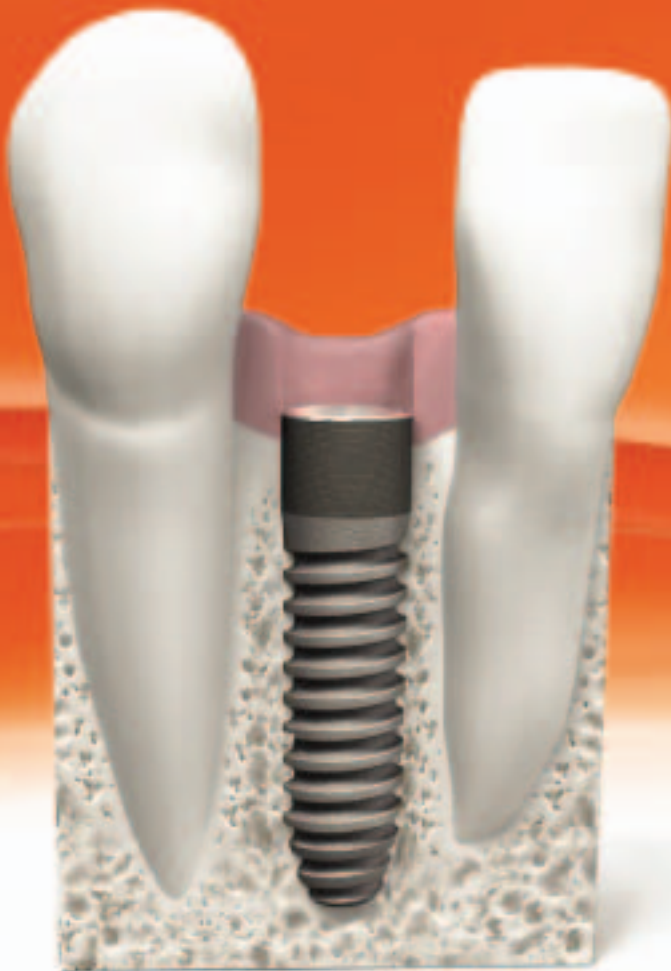
- Discover the latest products and services in implant dentistry
- Celebrate 60 years of innovation in implant dentistry

We look forward to seeing you in Las Vegas, October 19 - 22, 2011.

For detailed information about programs and speakers, see pages 16 through 22. ▸



# Treat small spaces with confidence



*Laser-Lok 3.0 placed in esthetic zone.*

*Image courtesy of Michael Reddy, DDS*




*Radiograph shows proper implant spacing in limited site.*

*Image courtesy of Cory Shapiro, DDS*

## Introducing the Laser-Lok® 3.0 implant

Laser-Lok 3.0 is the first 3mm implant that incorporates Laser-Lok technology to create a biologic seal and maintain crestal bone on the implant collar<sup>1</sup>. Designed specifically for limited spaces in the esthetic zone, the Laser-Lok 3.0 comes with a broad array of prosthetic options making it the perfect choice for high profile cases.

- Two-piece 3mm design offers restorative flexibility in narrow spaces
- Implant design is more than 20% stronger than competitor implant<sup>2</sup>
- 3mm threadform shown to be effective when immediately loaded<sup>3</sup>
- Laser-Lok microchannels create a physical connective tissue attachment (unlike Sharpey fibers)<sup>4</sup>



For more information, contact BioHorizons  
Customer Care: 888.246.8338 or  
shop online at [www.biohorizons.com](http://www.biohorizons.com)

**BIOHORIZONS®**  
SCIENCE • INNOVATION • SERVICE

1. Radiographic Analysis of Crestal Bone Levels on Laser-Lok Collar Dental Implants. CA Shapiro, B Lahey, PA Wasserlauf, DM Kim. IPRD, Vol. 30, No. 2, 2010.

2. Implant strength & fatigue testing done in accordance with ISO standard 14801.

3. Initial clinical efficacy of 3-mm implants immediately placed into function in conditions of limited spacing. Reddy MS, O'Neal SJ, Haigh S, Aponso-Wesson R, Geurs NC. Int J Oral Maxillofac Implants. 2008 Mar-Apr;23(2):281-288.

4. Human Histologic Evidence of a Connective Tissue Attachment to a Dental Implant. M Neves, ML Nevins, M Carneio, JL Boyeser, DM Kim. International Journal of Periodontics & Restorative Dentistry, Vol. 28, No. 2, 2008.



# President's Message

By Dr. Joseph Orrico  
President, American Academy of Implant Dentistry

American Dental Association, then the dentist should state that the referenced organization is not recognized as a specialty accrediting organization by the American Dental Association.”

Well, as we in the American Academy of Implant Dentistry know, this is pure garbage.

The AAID has spent 15 years and millions of dollars in the federal and state courts resulting in decisions that specifically overturned such state restrictions when the organization is one that offers bona fide credentials, like the AAID.

As Dr. Frank Recker, the Academy's legal counsel pointed out to Stuart Oberman, the attorney who wrote the article containing the above quotation that appeared in the April 2011 issue of *Dental Tribune*:

“In both cases [California and Florida] the courts upheld the right of dentists with AAID and ABO/ID credentials to advertise them to the public without disclaimers and that these credentials provide valid information from which consumers can assess the qualifications of dental practitioners relative to implant dentistry.”

While members of our Academy benefit from these court decisions, the real

beneficiary is the consumer. Providing the consumer with access to dentists who hold a bona fide credential in implant dentistry is valuable for patients.

And that is exactly what we are going to do. The Board of Trustees voted to move forward to fund a plan to develop a campaign that will inform the consumer about the AAID, our credential and the availability of AAID credentialed members as the best resource for dental implants. In addition — and with no begging required — the Board went further and authorized significant funding to develop a new website devoted to providing credible, unbiased information about dental implants to the consumer and as a way to find AAID credentialed members.

I want to personally thank **Dr. Richard Mercurio**, Chair of the Public Relations Committee, for spearheading



Dr. Richard Mercurio

this strategic undertaking for the Academy. The work is only beginning for Richard and his committee members, **Drs. Richard Blustein, Jim D'Alise, William Dapper, and Nick Shubin.**

I am excited about where AAID is going. I just returned from attending the Northeast/Southern District  
**see President's Message p. 7**

**T**here's good advice and then there's bad advice. From the time we were kids, we have heard a number of pieces of good advice:

- Always look both ways before crossing the street.
- Don't take candy from strangers.
- Buy low, sell high.
- And my favorite – Don't spit into the wind (Well, maybe spit wasn't exactly the verb that was used, but you get the idea).

But often, we have been given advice that sounds good, until we really think about it.

For example:

- The grass is always greener on the other side.
- This is going to hurt me more than it will hurt you.
- It is always darkest before the dawn.

I just read one that falls into the “sounds good” but is in the bad column:

“If the dentist is recognized by a specialty accreditation organization other than one that has been recognized by the

## AAID NEWS

Editor

**David G. Hochberg, DDS**

Executive Director

**Sharon Bennett**

Director of Communications

**Max G. Moses**

AAIDNEWS is a quarterly publication of the American Academy of Implant Dentistry. Send all correspondence regarding the newsletter to AAID, 211 East Chicago Avenue, Suite 750, Chicago, IL 60611.

Please notify AAID and your postmaster of address changes noting old and new addresses and effective date. Allow 6-8 weeks for an address change.

The acceptance of advertising in the AAID News does not constitute an endorsement by the American Academy of Implant Dentistry or the AAID News. Advertising copy must conform to the official standards established by the American Dental Association. Materials and devices that are advertised must also conform to the standards established by the United States Food & Drug Administration's Sub-committee on Oral Implants and the American Dental Association's Council on Dental Materials and Equipment acceptance program.



## Business Bite

### Social media use among seniors on the rise but what does it mean for dentists?

By Chris Martin



Adults over age 50 have been slower to adopt social media websites like Facebook, Twitter and LinkedIn than younger age groups. However, recent studies suggest that use by this demographic group is increasing fairly dramatically.

According to “Social Networking Sites and Our Lives,” a June 16, 2011 Pew Internet and American Life Project study, while the percentage of Internet users age 65 and older on social networking sites is still small, it is rising rapidly. In 2008, those 65 and older represented only two percent of users of social networking sites. By 2010, the number had tripled to six percent of all users. Perhaps more telling, the same study found that over half (52%) of users of social networking sites were over 36 and the average age had increased from 33 to 38 between 2008 and 2010.

Another study of grandparents in the United Kingdom found that 22 percent of those surveyed are using a social media net-

work, like Facebook.

Other studies suggest seniors are getting more comfortable with their online experience as it intersects with their health care, too. A survey conducted by Kaiser Permanente of Medicare eligibles who use its “My Health Tool” to manage their online health information, found that 87 percent had satisfactory experience with the online site, suggesting an increasingly high level of comfort among seniors with online health care information.

The Pew study also uncovered one significant reason why the elderly might be taking to social networking and Internet sites more frequently:

“Older adults are more likely to be living with a chronic disease, and those living with these diseases are more likely to reach out for support online.”

For dentists contemplating reaching this market through social media sites and marketing

campaigns, this is welcome news. Historically, marketing to seniors has meant traditional marketing and advertising channels: Yellow Pages, newspaper advertising and direct mail. While all of these can be effective, some dentists may find them to be cost prohibitive, especially for smaller or solo practices.

The June 2011 issue of *DentalTown* suggests that many dentists are using Facebook to market their practices, and if the comments in the article are accurate, many are doing it with a great deal of success. Once the over 65 demographic reaches a critical mass, it will make using Facebook to reach seniors more practical as Facebook allows you to target account holders by geography and age to ensure your ads are appearing on specific and meaningful account holders Facebook pages.

Facebook’s demographic trends more toward women. LinkedIn is a better source to target men as its demographic trends

toward the male professional. And its ad targeting choices are almost as vast as Facebooks. LinkedIn categories include: Company Size, Job Function, Industry, Seniority, Gender, Age and Geography.

Both online sites’ advertising offerings provide excellent analytics so dentists can track ROI and determine which ads work most effectively. Like a Google Ad Word account, both Facebook and LinkedIn ad campaigns use a “pay per click” or “pay per impression” approach that allows you to manage your budget wisely.

In addition to reaching seniors directly through a social media approach, dentists can also consider reaching their caregivers — the so-called sandwich generation. These 35 to 50 year-olds represent a significant and growing demographic with dual responsibilities: caring for their own children as well as their parents. These adults have fully embraced online and social media tools to access health care information.

According to a survey conducted by Aging Info USA, a group that pairs

corporate resources with caregiving needs, new technologies and websites have transformed how Americans alleviate the growing financial and emotional burdens on family members of caring for sick or disabled loved ones.

“The use of new technologies can be a powerful tool to keep seniors independent as long as possible and support family caregivers,” said Susan Avello, vice president and partner for Aging Info USA. She cites a report published by AARP in 2008 that showed

that both seniors and family caregivers are seeking new technology products as a way to keep their loved ones living in their home as long as possible. “Caregivers are using technology to deliver, monitor, manage medications, track and coordinate care of their loved ones,” she said.

Dentists have always had close relationships with their patients and this puts them in a position of trust whereby they can provide advice to adult patients, about the oral health needs of their aging parents too. Translating this

Share your own Facebook, Twitter, or LinkedIn efforts with your fellow members by emailing them to us at [info@aaid.com](mailto:info@aaid.com) or post them on AAID’s Facebook fan page at [www.facebook.com/aaidimplantdentists](http://www.facebook.com/aaidimplantdentists) or tweet about them to [@AAID\\_dentists](https://twitter.com/AAID_dentists) on Twitter.com.

position from the office to a marketing or promotion campaign is another matter.

But dentists have always been among the more innovative health care marketers, and we’ll be looking for examples and case studies to share with our readers in the coming months.

*Chris Martin is a social*

*media public relations expert and can be reached by e-mail at [chris@chrismartinpublicrelations.com](mailto:chris@chrismartinpublicrelations.com) or on Facebook at [www.facebook.com/CMPRFanPage](http://www.facebook.com/CMPRFanPage) or on Twitter at [@CMPR](https://twitter.com/CMPR) or on LinkedIn as Chris Martin. Heck, you can even call him directly at 630-670-2745. ▀*

## Pikos Implant Institute

Dr. Michael A. Pikos has provided continuing education courses for 20 years with over 2400 alumni from all 50 states and 32 countries, and is internationally recognized as a leader in implant surgery.

- CT Diagnosis and Treatment Planning  
With Interactive CT Software  
May 3-5, 2012
- Contemporary Soft Tissue Grafting  
For Implant Reconstruction  
September 19-21, 2011  
March 29-31, 2012
- Advanced Bone Grafting I  
September 22-24, 2012  
February 9-11, 2012
- Advanced Bone Grafting II  
November 3-5, 2011

[www.PikosInstitute.com](http://www.PikosInstitute.com) 727-781-0491



*“For the dental surgeon who respects the restorative principles of Dawson, Pankey, Spear, and Kois, and the surgical principles of Marx, Allen, and Misch... this course is a must. The pursuit of dental implant surgical excellence is thriving at the Pikos Implant Institute.”*

Dr. Neil Sullivan, OMS, Annapolis, MD



## Academy News



**President**  
**James L. Bush, DDS**

### Slate of Officers

The AAID Nominating Committee presents the following slate of officers for consideration at the Academy's 2011 Annual Business Meeting on Saturday, October 22 in Las Vegas during the 60th Annual Meeting.



**President-Elect**  
**Nicholas Caplanis, DMD, MS**

President — **James L. Bush, DDS** (Automatic succession from President- Elect)  
President-Elect — **Nicholas Caplanis, DMD, MS**  
Vice President — **John C. Minichetti, DMD**  
Treasurer — **John Da Silva, DMD, MPH, ScM**



**Vice President**  
**John C. Minichetti, DMD**

Secretary — **Richard Mercurio, DDS**

In accordance with Article IX, Section 12 of AAID's Bylaws, members not nominated by the Nominating Committee may be nominated by petition as follows:

- 3) Nothing herein contained shall prevent voting members from nominating a candidate provided that the nomination petition is submitted to the Chairman of the Nominating Committee or that person's designee for posting at least 24 hours in advance of the election.
- 4) A nominee not announced by the Nominating Committee



**Treasurer**  
**John Da Silva, DMD, MPH, ScM**



**Secretary**  
**Richard Mercurio, DDS**

- must include the names of at least twenty voting members on the petition.
- 5) The Committee shall obtain a disclosure statement from each candidate nominated by the Committee or by petition and provide this information to the voting members. ▀

### AAID Research Foundation Grant Deadline: August 1 for Clinician Research Grants

The American Academy of Implant Dentistry Research Foundation (AAIDRF) offers a Clinician Research Grants Program to provide limited support for meritorious dental implant research projects which include, but are not limited to, the following purposes:

- To conduct research which determines the feasibility of a larger research project. This may be described as the conduct of pilot studies of venture research.

- To develop and test new techniques and procedures.
  - To carry out a small clinical or animal research project.
  - To analyze existing data.
- The deadline for the Clinician Research Grant Program application is August 1, 2011.

An application form is available online at [www.aaid.com](http://www.aaid.com). Please submit to Afshin Alavi by e-mail at [afshin@aaid.com](mailto:afshin@aaid.com) or by fax at 312-335-9090. ▀

**Check out [www.aaid.com](http://www.aaid.com) to get the most out of your AAID membership.**

# Overflow crowd attends District Meeting

A crowd of over 125 dentists attended the AAID's Northeast/Southern District meeting held June 10 – 11 in Baltimore. Under the leadership of **Dr. Richard Grubb**, Chair of the Northeast District, the other officers of the two Districts put together an outstanding scientific program on the topic of "Rescue of the Ailing Implant."

Those in attendance were treated to a full day program entitled "Digging Out of Problems" presented by **Dr. Alfred "Duke" Heller** and his son, **Dr. Robert Heller**. On the second day, **Dr. David Vassos** presented his motivational program "Minimal Stress, Maximum Success."

The meeting wrapped up with an outstanding presentation by **Dr. Edgard El Chaar** on peri-implantitis.

Be sure to mark your calendar for the 2012 Southern/Northeast District meeting to be held in Jamaica at the all-inclusive Hilton Rose Hall Resort in Montego Bay. The dates are January 26 – 28, 2012.

More information is available online. ▶



**Drs. Duke and Robert Heller present cases to an overflow crowd.**



**Over half of those in attendance reported making a purchase from one of the 14 exhibitors during the meeting.**

## Upcoming Key AAID Dates

### OCTOBER 2011

19 - 22 60th Annual Meeting  
Las Vegas, Nevada

### JANUARY 2012

26 - 28 2012 Southern and  
Northeast District  
Meeting  
Montego Bay, Jamaica

### FEBRUARY 2012

3 - 4 ABO/ID Implantology  
Update and  
Comprehensive Board  
Review Course  
Chicago, Illinois

### JUNE 2012

8 - 9 2012 Western and  
Central District Meeting  
Vancouver, Canada

### OCTOBER 2012

3 - 6 61st Annual Meeting of  
the American Academy of  
Implant Dentistry  
Washington, DC

Check the AAID Online Calendar using this QR Code for a complete listing of all Key AAID Dates. ▶



## President's Message

continued from page 3

meeting in Baltimore. What surprised me was that over half the doctors there were general members of AAID or non-members. Over three-quarters had never attended an AAID District meeting before. Although I'm always happy to see our credentialed members and those who regularly attend our meetings, I am particularly thrilled that we have expanded our reach and are no longer just "preaching to the choir."

Just when you thought it was safe, I'm going to give you the shameless plug for this year's AAID Annual Meeting. Check out pages 16 through 22 for detailed information about the meeting, which will be held October 19 – 22 in Las Vegas. By now you should have received the preliminary program for the meeting in the mail. We have assembled a group of presenters second to none who will examine with you the realities of implant dentistry. I look forward to seeing you in Vegas. ▶

**Z-Look3 Evo**  
Evolution is Here!



www.z-systems.biz



Now you and your patients have a choice: **WHITE** or **GREY**

- ∴ No grey shine through
- ∴ 6 years clinical
- ∴ No microgap
- ∴ Metal free with very good soft tissue response and osseointegration
- ∴ Swiss high tech ceramic TZP - A BIO - HIP®
- ∴ Z-Look3 - the FDA approved Zirconia implant system



**Z-Systems USA, Inc.**  
284 Monponsett Street, Suite 208,  
Halifax, Ma. 02138-1432  
Phone 1-877-874-9407, Fax 1-781-754-6565  
usa@z-systems.biz, www.z-systems.biz

## AAID Foundation Supports Dental Lifeline Network

The AAID Research Foundation has contributed \$5,000 to the Dental Service Program (DSP) operated by the Dental Lifeline Network, formerly known as the National Foundation of Dentistry for the Handicapped. The gift from the AAID Foundation supports volunteer dentists and dental laboratories participating in the DSP program.

Nationwide, some 15,000 dentists, including many AAID members, offer their services to DDS chapters in all 50 states. They agree to donate comprehensive treatment to one or two needy or aged patients a year. The volunteer dentists treat DDS patients in their own offices and use laboratories that support the program. Costs for lab services for disadvantaged patients, who often have gone without dental care for many years, sometimes is more than the labs can afford to donate. In these cases, DDS picks up the cost for remaining lab balances.

According to Larry Coffee of Dental Lifeline, more than 17,000 people are on the DDS waiting list. Many are disabled and elderly and suffer from serious dental problems because they cannot afford treatment. Medicare does



not cover dental treatment and Medicaid offers limited coverage. Few dentists accept Medicaid, however. Those patients who can work usually earn just enough to afford basic necessities.

“Not only do these deserving individuals endure constant, bothersome pain but their dental problems impact their diets, ability to communicate and overall quality of life and self esteem. Most of them have nowhere to go for assistance,” said Coffee. “AAID’s generous donation will help us recruit and support volunteer providers as well as engage more AAID members who have already donated their time and talents.”

“The AAID Foundation is pleased and honored to provide financial help to the Dental Lifeline Network and show support to AAID members who generously volunteer their services to help disadvantaged men, women and children obtain the dental care they desperately need,” said **John Minichetti, DMD**, chairman, AAID Research Foundation.

The DDS program has been endorsed by 15 prominent national dental organizations, AAID included, and 45 state dental associations. ▀

**Visit AAID’s [DentalIndustryMarketplace.com](http://DentalIndustryMarketplace.com)**

A searchable database of hundreds of vendors offering products and services for dental professionals.





## Actions Taken by Board of Trustees

June 11, 2011, Baltimore, Maryland

- **Accepted the Public Relations proposal** to develop a business plan for a marketing campaign to be presented to the Board at the October 18, 2011, meeting.
- **Authorized funding** to begin the development of an upgraded, updated website to support the marketing plan.
- **Approved funding** to complete the video portion of the AAID History (“Pioneers Project”).
- **Accepted the 2010 audit** as presented and named Ruzicka and Associates as the auditors for fiscal year 2011.
- **Reappointed JP Morgan** to manage AAID’s investment portfolio for the coming year.
- **Provided up to \$20,000** in fiscal 2011 to ABOI/ID to meet their reserve requirement of \$40,000.
- **Loaned the Central District \$5000** to enable them to share in the expense and income for the 2012 Western/Central District Meeting.
- **Established an AAID auto travel reimbursement policy** based on the IRS Rules for Business Travel.
- **Approved changes in publishing the JOI** by adding 300 pages of electronic online-only content and adding a “flip digital magazine format in addition to six regular issues per year plus a special seventh issue.
- **Authorized staff to review and evaluate** additional publishers for the JOI.
- **Decided to hold the June 2012 Board meeting in Vancouver** in conjunction with the Western/Central District Meeting.
- **Elected the Fellows and Associate Fellows** as recommended by the A&C Board.
- **Approved the Peabody Orlando (Florida)** as the site for the 2014 Annual Meeting.
- **Removed 20 unpaid credentialed individuals** from AAID membership.
- **Directed the Membership Committee** to come back to the Board with a recommendation for a new membership category that for individuals who have completed the MaxiCourse® and completed Part I of the exam.
- **Approved up to \$7500** in funds from the Annual Meeting budget to develop an app for the Meeting. ▶

### The ABOI/ID offers new educational opportunity

The ABOI/ID announces a program for the experienced implantologist and for those preparing to take the ABOI/ID Board examinations entitled: ABOI/ID Implantology Update and Comprehensive Board Review Course.

The program will be held Friday and Saturday, February 3-4, 2012, in Chicago. Speakers for the program will be **James L.**

**Rutkowski, PhD, DMD,** and Aladdin Al-Ardah DDS, MS. Both speakers are Diplomates of the ABOI/ID. They will provide attendees with up-to-date and scientifically proven information relating to implantology today.

Registration forms and information will be posted on the ABOI/ID website ([www.aboi.org](http://www.aboi.org)) in mid-July 2011. For more informa-

tion, feel free to call the ABOI/ID Headquarters at 312-335-8793.

*This course is neither mandatory nor recommended as the official guide by the American Board of Oral Implantology / Implant Dentistry (ABOI/ID) and thus should not be construed as an official guide in the preparation for any certifying board examination.* ▶

**THINK SHARP.**  
Finally a drill-sharpening service for dental implant providers.

- Superior performance
- Improved care
- Extreme precision
- Exceptional longevity
- Unsurpassed quality
- Lower cost
- Increased ROI

**ImplantDrillPoint.com**      [contact@implantdrillpoint.com](mailto:contact@implantdrillpoint.com)



## Dr. Nordquist authors “The Silent Saboteurs”

In 2009, **William Nordquist, DDS, MS** published *The Stealth Killer*, a book that has become known as the #1 authoritative resource on the hugely important connection between oral spirochetosis and chronic inflammatory disease.

Now, after having spent additional countless hours in deep study of the topic with co-author David Krutchkoff, DDS, MS, *The Silent Saboteurs* is here to expand on this groundbreaking subject.


This is a story about a

very special group of bacteria; uniquely different and interesting microbes that live within our mouths. These peculiar forms of life, known collectively as oral spirochetes, are unknown to most and misunderstood by nearly all.

According to Dr. Nordquist, “We have a story to tell concerning a proposed role these microbes play as saboteurs of our body defenses if allowed to penetrate our external surfaces thereby gaining


access to the forbidden territory of our vulnerable internal body fluids. The ways, means and hows, are going to be presented along with rationales and suggestions of strategies by which these bacteria can be countered and what this will mean in terms of a better overall quality of life and savings to our health-care system. Prepare for an interesting read!”

The book is available online from BioMed Publishing Group at [www.lymebook.com/silent-](http://www.lymebook.com/silent-)



**William Nordquist, DDS, MS**

[saboteurs-nordquist-krutchkoff](http://saboteurs-nordquist-krutchkoff) or by calling 530-541-7200. ▶



# CDII

Connecticut Dental Implant Institute

**AAID Members  
\$100 Tuition Discount**

## 25th Annual Ski Symposium

“Revisit Our Past and Looking To The Future!”

March 5-9, 2012 in Park City, Utah

We are very excited to this year’s Ski Symposium at The Lodge on Mountain Village! **This year...if you book your room by Sept 1, 2011. Stay 4 nights & get the 5th FREE!** The Lodge ideally located on Park City Resort Village Plaza, you’ll feel right at home in The Lodge’s hotel room, studios or a 1 to 4 bedroom condominium. It is poised to be a great week of learning, relaxing and connecting with colleagues

from around the country!!!

**Limited Attendance! Register NOW!**

### Speakers:

- **Michael Elster:** Practice Transitions
- **Parker Garlitz:** How to Expand Your Practice Using Effective Web Presence
- **Justin Mangelsdorf:** Advances in Clinical Applications with CO2 Lasers for Dentistry
- **Joel L. Rosenlicht, D.M.D.** Bone Grafting, Guided Surgery and other speakers . . .

For course information contact: **16 Hours CE**

**Lisa Harrison**  
(860) 649-2272 Phone  
[Lisa@Jawfixers.com](mailto:Lisa@Jawfixers.com)

**ADA CERP** Continuing Education  
Connecticut Study Club for Excellence Dentistry  
CDII is an ADA CERP recognized provider

For reservation information contact:

**LeeAnn Close**  
(877) 727-8883 Direct  
[lclose@ski.com](mailto:lclose@ski.com)

**mii** Midwest Implant Institute  
 Since 1980  
 Where you place implants on your patients.

**ADA CERP®**  
 Continuing Education Recognition Program

**Complete. Education. \$595.**  
 Limited Attendance

~~\$1420~~ Fall Special 301

September 9-10, 2011  
 October 7-8, 2011  
 November 11-12, 2011

The Midwest Implant Institute offers multiple dental implant related CE courses ranging from Advanced Bone Grafting to Implant Prosthetics. To Find out why mii is known for the complete Doctor & Staff Training, contact us for more information.



614.207.1102

www.midwestimplantinstitute.com

midwestimplantinstitute

**mii IMPLANT CURRICULUM**

**INTRODUCTION TO IMPLANT SURGERY (301)**  
 2Days | CE Credits: 15  
 Lecture Topics

- Learn the Basics Well
- Simple Implant Placement
- Simple Implant Prosthetics
- Tissue Management
- Bone spreading techniques
- Bone grafting procedures
- Pre and Post-op pain management

**IMPLANT TEAM TRAINING (302)**  
 2Days | CE Credits: 15  
 Lecture Topics

- Staff Learn the Parts & Pieces
- Sterile technique procedures
- Diagnosis and treatment planning
- Proper suturing techniques

\*Discuss 5 prospective Implant patients with x-rays/models

**mii EXTERNSHIP (551-552)**

301/302 Courses are Prerequisites to 301/302  
 CE Credits: (varies Call for Details)

- Ready. Set. Surgery.
- Assist & Place Simple Implants
- Maxillary Anterior (using bone spreading)
- Maxillary Posterior (using bone spreading)
- Mandibular Posterior
- Mandibular Anterior

The Midwest Implant Institute is an ADA CERP Recognized Provider. ADA CERP is a service of the American Dental Association to assist dental professionals in identifying providers of continuing dental education. ADA CERP does not approve or endorse individual courses or instructors, nor does it imply acceptance of credit hours by boards of dentistry.

145 Green Meadows Dr. South | Lewis Center, OH 43035

midwestimplantinstitute.



Visit mii



**Find a Home.**

Find a Clinical Mentorship Home.  
 Find the **midwestimplantinstitute.**

- YOU HAVE QUESTIONS? WE HAVE ANSWERS.
- ANSWERS FROM 50 YEARS OF IMPLANT TRAINING
- EXPERIENCE COMFORT WITH DIFFICULT CASES.
- SEND MODELS, X-RAYS (DIGITAL)



DR. DUKE HELLER  
 CEO | MIDWEST IMPLANT INSTITUTE

MORE DETAILS  
**614.207.1102**

**Problems Arise. Problems Solved.**

**DIGGING OUT OF PROBLEMS (601)**

- BRING YOUR OWN PROBLEM CASES
- HANDLING LOOSE/BROKEN SCREWS
- REPAIRING AILING IMPLANTS
- PREDICTABLE RESULTS GRAFTING
- SINUS AUGMENTATION PROBLEMS

AND MUCH, MUCH MORE...

**NOVEMBER 4-5, 2011**

CREDITS: 15  
 FEE: \$1420

**ADA CERP®**  
 Continuing Education Recognition Program

DR. ROBERT HELLER  
 CLINICAL DIRECTOR | MIDWEST IMPLANT INSTITUTE



## Industry News

### Astrazeneca to Sell Astra Tech Business to Dentsply International Inc.

AstraZeneca today announced that it has agreed to sell its Astra Tech business to DENTSPLY for approximately \$1.8 billion in cash.

Astra Tech, headquartered in Mölndal, Sweden, has two main business divisions: a dental division, which is engaged in the research, development, manufacturing and marketing of dental implants, and a healthcare division, a business focused on medical devices for use primarily in urology and surgery. In 2010, Astra Tech recorded worldwide revenue of \$535 million and normalized EBITDA of \$105 million, with net assets valued at approximately \$300 million at May 2011 rates of exchange.

The transaction is anticipated to be completed during the second half of 2011, subject to receipt of relevant regulatory clearances.

### DENTSPLY Tulsa Dental Specialties Launches New e3™ Torque Control Motor

DENTSPLY Tulsa Dental Specialties introduced e3™, a new torque control motor designed for rotary and reciprocation instruments.

The e3™ motor was designed with simple



operation in mind. Its quiet operation and large, clear and easy-to-read display is pre-programmed for the WaveOne™ reciprocating file as well as all of the other DENTSPLY Tulsa Dental Specialties' file settings including, but not limited to: ProFile® Vortex®, ProTaper® Universal and PathFile®, plus 15 other programmable settings.

Other features include:

- Rotary and reciprocation function
- Preprogrammed with popular file system settings
- Operates on battery or AC power
- 6:1 contra-angle included (e-type)
- Speed setting from 250-1000 rpm in rotary mode
- Torque settings from 20-410 g-cm in rotary mode
- Auto-stop, reverse (ASR) and forward in rotary mode

For more information or to purchase the e3™ torque control motor, please visit [www.tulsadentalspecialties.com](http://www.tulsadentalspecialties.com) or call 1-800-662-1202.

### Gendex® Joins Social Media!

Gendex Dental Systems announces that it can now be found on the social media sites of Facebook, Twitter, and YouTube.

Gendex also has a new Blog site. The Gendex social media pages are intended to directly engage the dental community with the latest news in the industry, improvements in x-ray technology, and the present and future states of Gendex products. The sites will offer a series of regular updates from Gendex, plus gives Facebook users the chance to interact with Team Gendex.

The Gendex social media site pages can be found at:

#### Facebook:

[www.facebook.com/Gendex](http://www.facebook.com/Gendex)

#### Twitter:

[twitter.com/Gendex](http://twitter.com/Gendex)

#### YouTube:

[www.youtube.com/GendexDentalSystems](http://www.youtube.com/GendexDentalSystems)

GendexDentalSystems

#### Blog Site:

[www.gendexdental.com/](http://www.gendexdental.com/)

Learn more about the full line of Gendex products at [www.gendex.com](http://www.gendex.com).

### i-CAT® Puts Clinicians in Control with Quick Scan

Imaging Sciences

International is pleased to offer Quick Scan, the lowest available dose 3D scan of the full dentition. Quick Scan is one of many proprietary tools that allow general dentists, orthodon-



tists, oral surgeons, and other specialists to maximize the clinical information they need while maintaining the ability to control radiation exposure to the patient.

With Quick Scan, the entire patient dentition can be imaged in 3D for only 27 uSv — the lowest dose for the capture of both arches offered by any Cone Beam manufacturer in the dental market. This dose compares favorably to a typical digital panoramic scan of 24 uSv yet offers full three-dimensional radiography of both arches that provides accurate and distortion-free views not available with 2D panoramics.

Especially useful in orthodontics, the Quick Scan cephalometric-height mode captures all anatomy, from chin to nasion — landmarks required for orthodontics — in 3D for 45uSv. These Quick Scan



options provide dramatically more information for initial workups and progress checks than 2D pans and cephs while still maintaining a comparable level of dose. They also provide sufficient data to fully investigate the TMJ complex and airway in three dimensions.

Patient radiation can be further reduced using i-Collimator which allows clinicians to limit the size of the image to the area of

interest. This dose-controlling adaptable feature fully restricts radiation at the x-ray source to scan only the pre-selected areas of interest thereby eliminating exposure to the anatomy outside the field of view.

When panoramics are indicated, the unique feature, i-PAN™, delivers traditional 2D panoramic images. This patented function that uses the i-CAT's 3D sensor for 2D

capture, offers dentists a true two-in-one system that captures 2D and 3D images without the need to invest in two separate sensors or two separate machines.

In addition to dose management capabilities, i-CAT offers other proprietary tools to deliver consistently impressive image quality. Patented Quantum iQ™ image processing technology provides smooth views of soft tissue and

crisp visualization of hard tissue and bone structures for maximum detail and contrast. I-CAT's Ergonomic Stability System (ESS) provides optimal patient stability to minimize movement further driving better image quality results.

For more information on the low dose Quick Scan, and i-CAT features for effective 3D treatment planning, visit [www.imagingciences.com](http://www.imagingciences.com). ▀

# Peace of Mind and Security Now more than ever

Disability Income Plan • Professional Liability\* • Life Insurance •  
Disability Buy/Sell • Business Overhead Expense Insurance •  
Long-Term Care Insurance • Business Owners Coverage\* • Auto/Home

*\*Not available in all states*

## Treloar & Heisel, Inc.

*Professional Association Insurance Administrators*

1-800-345-6040 • [www.th-online.net](http://www.th-online.net)

Professionals *rely on* Professionals



**AAID 60th** ANNUAL MEETING


# REALITIES OF IMPLANT DENTISTRY

STACKING THE DECK IN YOUR FAVOR

AMERICAN ACADEMY OF IMPLANT DENTISTRY | OCTOBER 19-22, 2011

2011

LAS VEGAS



[www.aaid.com](http://www.aaid.com)





# REGISTRATION FORM 60TH ANNUAL MEETING | AMERICAN ACADEMY OF IMPLANT DENTISTRY



**SAVE \$100 OFF REGISTRATION FEES UNTIL SEPTEMBER 19, 2011, ONLY**

**CAESAR'S PALACE, LAS VEGAS, NEVADA, OCTOBER 19–22, 2011**

**A separate registration form must be completed for each paying attendee:**

- Each dentist, including spouses or other family members who are dentists, must register as a dentist
- All dentists, including non-practicing dentists, must register in the appropriate dentist category.
- Admission to continuing education programs is limited to registered dentists, technicians and office staff.

Please print clearly or type. Any corrections, modifications or additions must be submitted in writing.

**YOUR CONTACT INFORMATION (Please write legibly.)**

Last name: \_\_\_\_\_ First Name: \_\_\_\_\_ Degree(s): \_\_\_\_\_

Address: \_\_\_\_\_ City: \_\_\_\_\_

State: \_\_\_\_\_ Zip: \_\_\_\_\_ Country: \_\_\_\_\_

Phone: \_\_\_\_\_ Fax: \_\_\_\_\_ Email: \_\_\_\_\_

AGD Member #: (Required if AGD Member registering at AAID Member rates) \_\_\_\_\_

A. Meeting Registration	By 9/19/11	After 9/19/11
_____ AAID Fellow*	\$1095	\$1195
_____ AAID Associate Fellow*	\$1095	\$1195
_____ ABOI/ID Diplomate *	\$1095	\$1195
_____ AAID General Member*	\$1145	\$1245
_____ AGD Member* (AGD Member # required)	\$1145	\$1245
_____ NonMember PLUS! Dentist*	\$1295	\$1395
[Includes Membership in AAID through November 30, 2011]		
_____ Nonmember*	\$1495	\$1595
_____ Life Member or Retired Member*	\$245	\$245
_____ Technician	\$345	\$395
_____ Office Staff	\$345	\$395

Register 3 or more allied staff from same office at \$275 each.

Doctor's Name \_\_\_\_\_

_____ Student	\$150	\$150
_____ Spouse Name _____	\$245	\$245
_____ Guest Name _____	\$245	\$245

\* Includes one (1) President's Celebration ticket

**A. Meeting Registration subtotal** \_\_\_\_\_

**B. Workshops**

Each Workshop is \$99 if registration received by 9/19/11 (\$119 after 9/19/11)

- \_\_\_\_\_ W1 Robert A. Horowitz, DDS - Predictable Socket Regeneration (Thurs. am)
- \_\_\_\_\_ W2 Achille Peivandi, DDS and Robert Miller, MA, DDS - Platelet-Rich Fibrin (Thurs. am)
- \_\_\_\_\_ W3 James R. McAnally, DDS - Fundamentals of Systematic and Ethical Selling for Treatment Plans above \$10,000 (Thurs. pm)
- \_\_\_\_\_ W4 Thomas J. Balshi, DDS and Stephen Balshi, MBE - NobelClinician™: Digital Diagnostics and Treatment Planning (Thurs. pm)
- \_\_\_\_\_ W5 Thomas J. Balshi, DDS and Stephen Balshi, MBE - NobelClinician™: Digital Diagnostics and Treatment Planning (Fri. am)
- \_\_\_\_\_ W6 André P. Saadoun, DDS, MS - Soft Tissue Management (Fri. am)
- \_\_\_\_\_ W7 Dan Holtzclaw, DDS - Immediate Placement (Fri. pm)
- \_\_\_\_\_ W8 Pankaj Singh, DDS - Botox and Dermal Filler (Sat. am)
- \_\_\_\_\_ W9 Alfred "Duke" Heller, DDS, MS and Robert Heller, DDS - Sinus Lift Procedures (Sat. am)

**B. Workshops subtotal** \_\_\_\_\_

**C. Clinical Roundtables**

Each Clinical Roundtable is \$49 if registration received by 9/19/11 (\$59 after 9/19/11)

- \_\_\_\_\_ RT1 Bill Blatchford, DDS - Personal Aspects of Selling Your Practice
- \_\_\_\_\_ RT2 Barry Bartee, DDS, MD - Ridge Preservation (Thurs. pm)
- \_\_\_\_\_ RT3 Alfred "Duke" Heller, DDS, MS and Robert Heller, DDS - "Tunnel Grafting Procedure" (Thurs. pm)
- \_\_\_\_\_ RT4 Jaime Lozada, DDS - Implants vs. Root Canal (Fri. am)
- \_\_\_\_\_ RT5 William Locante, DDS - Pitfalls of Immediate Function (Fri. am)
- \_\_\_\_\_ RT6 Joel Rosenlicht, DMD - Development of Bone Foundation (Sat. am)
- \_\_\_\_\_ RT7 Edward R. Kusek, DDS - Hydraulocostic Effects of the YSGG Laser (Sat. am)

**C. Clinical Roundtables subtotal** \_\_\_\_\_

**D. Special Events**

- \_\_\_\_\_ A & C Roundtable (Thurs. 10 – 11 am) No Cost but reservation required
- \_\_\_\_\_ A & C Roundtable (Fri. 10 – 11 am) No Cost but reservation required
- \_\_\_\_\_ Women Dentists' Wine & Cheese (Thurs. 6 – 7:30 pm) No Cost but reservation required
- \_\_\_\_\_ ABOI Lunch (Fri. Noon – 1:30 pm) \$ 75
- \_\_\_\_\_ President's Celebration (Sat. 6:00 pm) \$195

**D. Special Events subtotal** \_\_\_\_\_

**E. Simultaneous Translation**

- \_\_\_\_\_ English to Spanish (Thurs. and Sat.) No Cost but reservation requested
- \_\_\_\_\_ Spanish to English (Fri.) No Cost but reservation requested

**GRAND TOTAL (A+B+C+D+E)** \_\_\_\_\_

**METHOD OF PAYMENT**

- Check Enclosed  Visa  MasterCard  American Express  Discover

Card No. \_\_\_\_\_

Card Exp. Date: \_\_\_\_\_ 3 Digit Security Code from Back of Credit Card \_\_\_\_\_

Signature: \_\_\_\_\_

Send check, payable in US\$, and this form to the AAID:

American Academy of Implant Dentistry, c/o Delaware Place Bank, Dept. 350  
190 Delaware Place, Chicago, IL 60611

Or register online at [www.aaid.com](http://www.aaid.com) or [www.aaid.com](http://www.aaid.com).

Or you may fax your form to 312-335-9090.

American Academy of Implant Dentistry • 211 East Chicago, Ave., Suite 750  
Chicago, IL 60611 • P: 312.335.1550 or 877.335.AAID

Registrations received by October 4, 2011 will be processed prior to the meeting.  
Anyone wishing to register after October 4, 2011, must do so onsite.

**Requests for refunds must be made in writing and received by September 26, 2011, for a 100% refund; between September 27 and October 3, 2011, for a 50% refund. Due to advance commitments to the hotel, no refunds will be made after October 3, 2011. A \$50 administrative fee will be retained on all refunds regardless of when requested.**

Call the Caesar's Palace at 1.866.227.5944 or 1.702.731.7222. Mention the American Academy of Implant Dentistry (Group code: SCAA11) for special group rates.

Visit [https://resweb.passkey.com/Resweb.do?mode=welcome\\_gi\\_new&groupID=2820458](https://resweb.passkey.com/Resweb.do?mode=welcome_gi_new&groupID=2820458) or for more information or make your reservations online through [www.aaid.com](http://www.aaid.com).





## 2011 Annual Meeting Scientific Programs

### Wednesday, October 19, 2011

#### New Trends, Techniques and Technology

- The Survival of Ultrashort Locking Taper Implants / *Rainier Urdaneta, DMD*
- The Various Uses of Acellular Dermal Grafts (ADGs) for Hard and Soft Tissue Grafting / *David H. Wong, DDS*
- Missed Diagnosis Using Conventional 2D Radiography / *Daniel McEowen, DDS*
- "Tips and Tricks" For Single Tooth And Partially Edentulous Replacements / *Jack Hahn, DDS*
- Application Specific 1-Piece Implants / *Gerald A. Niznick, DMD, MSD*
- Using CAD Technology to Facilitate Implantology / *Peter hunt, BDS, MSc*
- Immediate Placement of Mandibular Molar Implants / *Dan Holtzclaw, DDS*
- Novel Approaches for Simple Socket Regeneration / *Robert A. Horowitz, DDS*
- The Biologically-Driven Implant System / *Jack T. Krauser, DMD*
- True Restoratively-Driven Implant Dentistry through 3-D Planning / *Scott D. Ganz, DMD*
- The True Root-Form Implant for Predictable Implant Success / *Barry Levin, DDS*
- Immediate Loading — Expanding Application with New Implant Design / *Tae Kim, DDS*
- Is Autogenous Bone Still the Gold Standard Material for Bone Grafting Procedures in Implant Dentistry? / *José E. Pedroza, DMD, MSc*

### Thursday, October 20, 2011

#### Main Podium Presentations

- Finding the Right Patient — It Takes More than an Ad / *James R. McAnally, DDS*
- The First Visit for the Patient — Your Only Chance at the First Impression / *Bill Blatchford, DDS*
- Implant Complications: Methods to Reduce Biomechanical Factors. Key Implant Positions, Implant Number, and Implant Size / *Carl E. Misch, DDS, MDS, PhD (h.c.)*
- Comprehensive Implant Dentistry Using 3-D Imaging: Reduce Complications, Increase Confidence, Achieve Excellence / *John Russo, DDS, MHS*
- Treatment Planning - Implants Versus Root Canal Therapy: Read, Analyze, and Then Decide / *Jaime L. Lozada, DDS*
- The Case Acceptance Appointment - What to Do Starting Next Week / *Robert B. Willis, DDS*

#### CONCURRENT SESSIONS Workshops

- W1: Predictable Socket Regeneration: 3-D Diagnosis, Patient Education, Techniques, and Materials / *Robert A. Horowitz, DDS*
- W2: (PRF) Platelet-Rich Fibrin ... Re-programming the Biology of the Osteotomy Site / *Achille Peivandi, DDS, and Robert Miller, MA, DDS*
- W3: Fundamentals of Systematic and Ethical Selling for Treatment Plans above \$10,000 / *James R. McAnally, DDS*
- W4: NobelClinician™: Digital Diagnostics and Treatment Planning / *Thomas J. Balshi, DDS, and Stephen F. Balshi, MBE*

#### Clinical Round Tables

- RT1: It's More than Just Money: Personal Aspects of Selling Your Practice / *Bill Blatchford, DDS*
- RT2: Techniques and Materials for Ridge Preservation and Implant Site Development / *Barry Bartee, DDS, MD*
- RT3: "Tunnel Grafting Procedure" to Gain Mandibular Bone Width / *Alfred "Duke" Heller, DDS, MS, and Robert Heller, DDS*

#### Allied Staff Programs

- Realities and Myths of Implant Dentistry: Introduction to the Program / *Matthew Young, DDS*
- Implant Connections: An In-depth Look at Implant Prosthetics for Staff / *Nicole Wardstrom*
- Important Considerations in the Staff's Role for Implant Surgery / *John Minichetti, DMD*

### Friday, October 21, 2011 Main Podium Presentations

- Extract and Graft — Implant Later / *Suzanne Caudry, DDS, PhD*
- Extract and Implant / *Paul S. Petrungaro, DDS, MS*
- Implants for Immediate Function — Fact or Fiction / *Jack A. Hahn, DDS*
- Implants for Removable / *Michael A. Pikos, DDS*
- Risk Assessment in the Esthetic Zone / *André P. Saadoun, DDS, MS*
- Soft Tissue Esthetics and Health with Dental Implants: Ten Key Criteria for Success / *Sascha A. Jovanovic, DDS, MS*

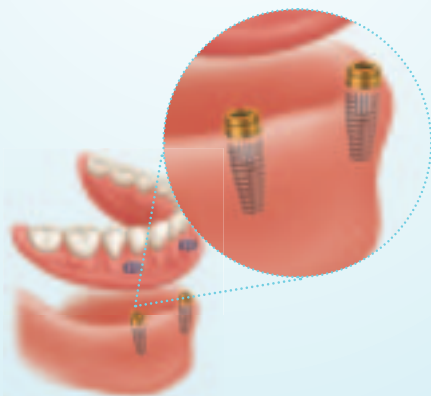
see Annual Meeting p. 18





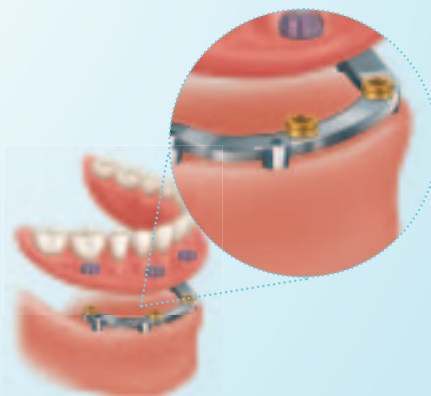
# WHEN NO TWO CASES ARE THE SAME IT'S NICE TO KNOW THE SOLUTION ALWAYS IS.

*LOCATOR®. The Versatile, All-Inclusive Overdenture Attachment System.*



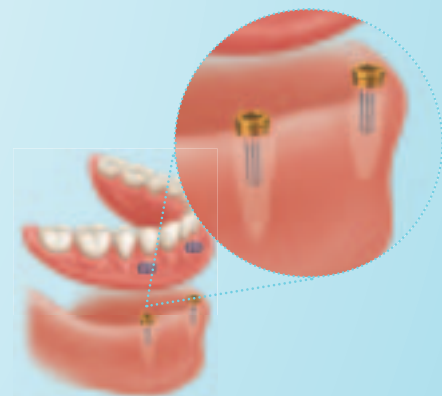
### *Implant Attachment*

The LOCATOR Implant Attachment with patented pivoting technology is the premier system for implant-retained overdentures. According to recent studies, a two implant-retained, tissue-supported overdenture restoration is considered the new minimum standard of care for edentulous patients. More than two implants may also be placed for an implant-supported overdenture.



### *Bar Attachment*

When a case calls for an overdenture bar, the LOCATOR Bar Attachment provides the same pivoting technology, self-aligning feature, superb retention, and exceptional durability, all in a low-profile design. It offers three options for the fabrication of a resilient attachment on an implant-supported cast alloy or milled titanium bar.



### *Root Attachment*

When root canaled teeth can be prepared for placement of attachments to retain an overdenture, the LOCATOR Root Attachment delivers great versatility. Its supra-radicular design gives you the choice of a straight post and 10- or 20-degree angles to accommodate divergent roots, as well as a special cast-to version.



For more information download a QR app to scan this code, visit our new microsite at [www.thepivotingdifference.com/AAID](http://www.thepivotingdifference.com/AAID), or please call 1.800.262.2310.

©2011 ZEST Anchors LLC. All rights reserved. ZEST® and LOCATOR® are registered trademarks of ZEST IP Holdings, LLC.

**ZEST**  
ANCHORS



## Annual Meeting

continued from page 16

### Spanish Program

(Simultaneous translation from Spanish to English will be provided.)

- The Zygomatic Anatomically Guided Approach (ZAGA) / *Dr. Carlos Aparicio*
- Implantology from the Simple to the Complex / *Dr. José Luis Rafel Amato*
- Computer Guided Implant Dentistry: Where Are We Now and Where Are We Going to Be in the Near Future? / *Alvaro Ordonez, DDS*
- From Surgery to Prosthodontics: Hard and Soft Tissue Management (Cortical Splits and Immediate Prosthesis) / *Dr. Norberto Manzanera Mayandia*
- Evaluation of the Maxillary Sinus Augmentation with Lateral Access and actualization with Guided Tissue Regeneration Concepts / *Dr. Alejandro Padrós Fradera*
- The Prosthetic Guided Treatment Plan: The Key to Success in Implantology / *Juan Manuel Vadillo Martin, DDS*
- Immediate Loading and Immediate Implants: Techniques and Indications / *Ricardo Mitrani, DDS, MSD*

### CONCURRENT SESSIONS Workshops

- W5: NobelClinician™: Digital Diagnostics and Treatment Planning / *Thomas J. Balshi, DDS, and Stephen F. Balshi, MBE*
- W6: Soft Tissue Management Around Teeth — Hands-on with Pig Jaws / *André P. Saadoun, DDS, MS*
- W7: Immediate Placement of Mandibular Molar Implants / *Dan Holtzclaw, DDS*

### Clinical Round Tables

- RT4: Treatment Planning — Implants Versus Root Canal Therapy: Read, Analyze, and Then Decide / *Jaime L. Lozada, DDS*
- RT5: Avoiding the Pitfalls of Immediate Function (Controlled Functional Osteocompression) / *William Locante, DDS*

### Allied Staff Programs

- Understanding Diagnostics for Implant Patients / *Natalie Wong, DDS*
- Implant Prototype Restorations: The Key to Long-Term Success / *Matthew R. Young, DDS*
- The Hand-Off / *Bill Blatchford, DDS*
- Pre-surgical, Surgical and Post-Op Assistance with Implant Surgery / *James Rutkowski, DMD, PhD*

### Saturday, October 22, 2011 Main Podium Presentations

- Regenerative and Esthetic Techniques in Implant Surgery: Clinical Applications with Recombinant Growth Factors / *Marc I. Nevins, DMD, MMSc*
- Enhancing Outcomes with Block Bone Grafts / *Craig M. Misch, DDS, MDS*
- Avoiding and Managing Esthetic Implant Complications / *Anthony G. Sclar, DMD*

### CONCURRENT SESSIONS Workshops


- W8: Botox and Dermal Filler / *Pankaj pal Singh, DDS*
- W9: Comparison of Lateral Window Preparation for Sinus Lift Procedures Rotary Bur, Piezosurgery, Controlled Drilling Depth Instrumentation / *Alfred "Duke" Heller DDS, MS, and Robert Heller, DDS, MS*

### Clinical Round Tables

- RT6: Development of the Bone Foundation of Implants / *Joel Rosenlicht, DMD*
- RT7: Immediate Implant Placement into Infected Sites: Bacterial Studies of the Hydraulocostic Effects of the YSGG Laser / *Edward R. Kusek, DDS*

### Allied Staff Programs


- Keeping the Flame Alive / *Tina Calloway, CDA*



Show your **AAID PRIDE**

Order your AAID logo scrubs

<https://glsgroupinc.com/aaid>





505 Morris Avenue, Suite 104  
Springfield, NJ 07081

# Nanotechnology for Bone Regeneration

## NanoGen

STARTING AT **US \$55.00**

### TESTIMONIAL

NanoGen serves as an excellent bone graft product to treat molar extraction sockets in my patients. Up to 60% new bone was observed in the sockets grafted with NanoGen of which 100% was vital bone. Implants are subsequently placed in the healed sockets and have also shown a 100% success rate one (1) year post implantation.


I highly recommend using NanoGen for the treatment of extraction sockets."



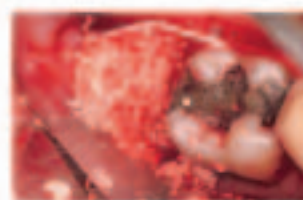
Ziv Mazor, DMD  
Private Practice,  
Ra'anana, Israel



- **FIRST NANOTECHNOLOGY-BASED BONE GRAFT**
- **PARTICLES COMPOSED OF NANOCRYSTALLINE CALCIUM SULFATE**  
Particles composed of nanocrystalline calcium sulfate grains manufactured using proprietary technology.
- **BIODEGRADABLE, OSTEOCONDUCTIVE, GUIDED BONE REGENERATION MATERIAL**  
As it undergoes controlled degradation, NanoGen encourages mineralization of newly regenerated bone.
- **SIMPLE TO USE, EXTREMELY COST EFFECTIVE**  
Add saline to NanoGen to form a putty, graft it into the defect and close the defect.
- **NANOGEN CAN BE USED ALONE OR IN COMBINATION WITH OTHER BONE GRAFTS**



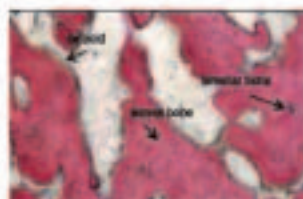
High magnification SEM of NanoGen particles showing the nanocrystalline structure of the grains.



NanoGen grafted in molar extraction socket.



Clinical picture showing well regenerated bone 6 months following socket grafting.



Histology section of regenerated vital bone obtained 6 months after extraction socket grafting with NanoGen.



Periapical radiograph showing extraction socket



Periapical radiograph showing implant, abutment and crown 4 months after implant placement. Good bone density and height are observed.

To place an order call 877-336-8643 or visit <http://shop.orthogencorp.com>



## Camaraderie and Networking Opportunities

### Continental Breakfasts

Start each day of the meeting on the right foot with a continental breakfast. This is an excellent opportunity to share information with your peers before attending a scientific program. Continental breakfasts are open only to registered attendees. Badges will be required.

### Networking/Refreshment Opportunities

Take a break from formal learning to continue discussions with colleagues during the twice-daily refreshment breaks. Examine what is available to the implant dentist at the Implant World Expo in the Exhibit Hall. Enjoy refreshments while sharing information with colleagues and suppliers. Badges will be required.

### Welcome Reception Wednesday, October 19

All registrants and registered guests are invited to attend the Welcome Reception on Wednesday, October 19 from 5:30 pm – 7:00 pm. This is a wonderful opportunity to reconnect with old friends and make new ones from the implant profession in a relaxed atmosphere while enjoying light appetizers and beverages of your choice. Badges will be required.

### Implant World Expo Lunch Thursday, October 20

No need to look for a restaurant, worrying if you will be finished in time for the start of the afternoon education session. Join your colleagues on Thursday, October 20 from Noon until 1:30 pm in the Exhibit Hall for a FREE lunch and visit with the suppliers who help make your practice successful. Every registrant will receive a ticket for lunch.

### District Caucuses Lunch Thursday, October 20

Meet your fellow members who practice in the same geographic area and enjoy a box lunch while discussing AAID business. This event is open to all AAID members – credentialed or general – although, only credentialed members may cast votes. This is an excellent way to become involved in the workings of the Academy and develop new contacts in the profession. Each District will meet in a different room for lunch and conversation on Thursday, October 20 from Noon until 1:30 pm. There is no cost for this event. Pick up your box lunch in the Exhibit Hall.

### Celebration of Credentials Thursday, October 20

Celebrate success in implant dentistry as AAID recognizes members who attained the level of Fellow, Associate Fellow, or ABOI/ID Diplomate. Congratulate AAID's newest credentialed members and learn what it takes to join their ranks. This will occur at the close of the Main Podium Presentations on Thursday, October 20.

### Women Dentists' Wine and Cheese Gathering Thursday, October 20

Join your colleagues at AAID's Women Dentists' Wine and Cheese Gathering on Thursday, October 20 from 6:00 pm until 7:30 pm. This is a wonderful place to talk with members who share similar challenges and opportunities.


### Implant World Expo Reception Friday, October 21

Join colleagues and suppliers to the implant profession in the exhibit hall for the Implant World Expo. Over 120 suppliers to the implant dentistry profession will be there. Chat with fellow professionals while enjoying hors d'oeuvres and cocktails. This outstanding event is open to all registered guests (badge required) and will be held from 5:30 pm until 7:00 pm on Friday, October 21. Badges will be required.

### President's Celebration Saturday, October 22

Join AAID President and Mrs. Orrico on Saturday evening, October 22, to enjoy an outstanding meal, say a fond farewell to your friends, dance to some great music, and celebrate AAID and everything you have helped it accomplish during its first 60 years. The recipients of the Isaih Lew Memorial Research Award and the Aaron Gershkoff Memorial Award will be introduced and honored. One ticket is included with each dentist's registration (except for student registrations) and additional tickets can be purchased for \$195. ▶

# Simply Smarter Implant Solutions



Zirconia Abutment on Anodized Titanium Bases - \$120

Anodized Titanium Bases for Custom Zirconia Abutments - \$60

Implants with All-in-1 Packaging - \$150-\$200  
Including implant, abutment, transfer, cover screw & healing collar<sup>1</sup>

**Industry compatible implants with All-in-1 Packaging for Value**  
Implant Direct Sybron continues to transform the Implant Industry with the broadest selection of implants, offering surgical & prosthetic compatibility with other major brands. Our patented combination of micro-threads for crestal bone preservation & double-lead threads for faster insertion simplify surgery & increase initial stability, essential for immediate load applications.

**Zirconia Abutments on Titanium Bases for Esthetics and Strength**  
The titanium base is anodized gold to mask the grey color & can be used in the fabrication of cad-milled custom abutments. The stock abutments, provided assembled, are offered in 0°, 8° & 15° angulations with contoured margin collars of 1mm & 2mm heights. The Zirconia can be modified intra-orally with diamond burs, providing the benefits of custom zirconia abutments for a fraction of the cost.

Joining our full line of industry compatible prosthetics  
See the considerable savings for our most popular abutments

Our price	\$85	\$85	\$100	\$120	\$107	\$100	\$85
Zimmer Dental®	\$210	\$180	\$190	\$247	\$172	\$160	\$167
Straumann®	\$181	\$203	\$157	\$339 <sup>2</sup>	\$192	\$193	\$169
Nobel Biocare™	\$186	\$225	\$216	\$285	\$217	\$149	\$229



Find the simply smarter solution that fits your practice.  
[www.implantdirect.com](http://www.implantdirect.com) | 888-649-6425

Price comparisons based upon US list prices as of April 2011.  
<sup>1</sup>Items included in All-in-1 Packaging varies by implant  
<sup>2</sup>Comparison based upon Straumann's CARES custom zirconia abutment. Price varies depending upon the laboratory.  
All trademarks are the property of their respective companies

# Main Podium Speakers

## BILL BLATCHFORD, DDS

- Spoken at every major dental meeting in the US and has lectured frequently internationally
- Author, *Dentist's Mighty Guide Book*, *Playing Your 'A' Game*, and *Blatchford BLUEPRINTS*



## JAMES R. MCANALLY, DDS

- CEO, Big Case Marketing
- Fellow, Academy of General Dentistry
- Author, dentistry's only guidebook related to reconstructive case promotion



## MICHAEL PIKOS, DDS

- Diplomate, American Board of Oral and Maxillofacial Surgery
- Diplomate, American Board of Oral Implantology/ Implant Dentistry
- Founder and CEO, Pikos Implant Institute
- Private practice limited to implant surgery



## SUZANNE CAUDRY, DDS, PHD

- Private practice specializing in periodontics and implant dentistry
- Associate in Dentistry, Department of Periodontology, Oral Reconstruction Unit, University of Toronto, Ontario, Canada



## CARL E. MISCH, BS, DDS, MDS, PHD (HC)

- Clinical Professor and Director of Oral Implantology, Temple University School of Dentistry, Department of Periodontology
- Diplomate, American Board of Oral Implantology/Implant Dentistry
- Fellow, American Academy of Implant Dentistry
- Co-inventor, BioHorizons Dental Implant System



## JOHN RUSSO, DDS, MHS

- Private practice, periodontist
- Clinical Assistant Professor, Medical University of South Carolina, Division of Periodontics
- Course Director, Hands-on Cadaver Bone and Soft Tissue Grafting Course, Medical University of South Carolina



## JACK HAHN, DDS

- Diplomate, American Board of Oral Implantology/ Implant Dentistry
- Honored Fellow, American Academy of Implant Dentistry
- Fellow, Academy of General Dentistry
- Private practice limited to implant surgical placement and restoration




## CRAIG M. MISCH, DDS, MDS

- Clinical Associate Professor, New York University, Department of Implant Dentistry
- Dual specialist in Prosthodontics and Oral Maxillofacial surgery
- Faculty appointments at the University of Pittsburgh and the University of Florida



## ANDRÉ P. SAADOUN, DDS, MS

- Diplomate, American Academy of Periodontology
- President, "Rencontres Méditerran éennes de Dentisterie"
- Recipient, French Medal "Chevalier de l'Ordre National du Mérite"
- Private practice limited to esthetic periodontics and implant surgery



## SASCHA A. JOVANOVIC, DDS, MS

- Lecturer and Course Director, Implant Dentistry, UCLA Continuing Dental Education
- Academic Chair and Founder of gIDE
- Editor-in-chief, *Implant Tribune*



## MARC L. NEVINS, DMD, MMSC

- Private practice of periodontics and implant dentistry
- Assistant Clinical Professor of Periodontology at the Harvard School of Dental Medicine
- Diplomate of the American Board of Periodontology
- Co-Editor of *The International Journal of Periodontics and Restorative Dentistry*



## ANTHONY SCLAR, DMD

- Founder, Integrated Seminars; Director of Education, Sclar Center for Empowered Dental Implant Learning
- Editor, dental implant surgery section, *Journal of Oral and Maxillofacial Surgery*
- Director, Clinical Research and Post Graduate Dental Implant Surgery, Department of Oral and Maxillofacial Surgery, Nova Southeastern University School of Dentistry



## JAIME LOZADA, DDS

- Professor and Director, Graduate Program in Implant Dentistry, Loma Linda University
- Fellow, American Academy of Implant Dentistry
- Diplomate, American Board of Oral Implantology/Implant Dentistry



## PAUL PETRUNGARO, DDS, MS

- Private practice periodontics and implantology
- Fellow, International and American College of Dentists
- Contributed many innovations in surgical dentistry



## ROBERT B. WILLIS, DDS

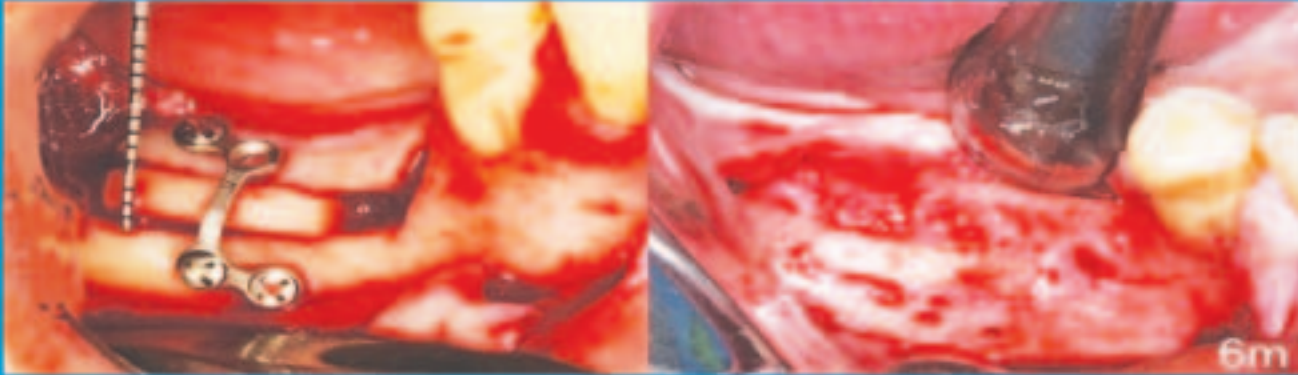
- Founder, Dentalcoach.com and PromoteYourPractice.com
- Lecturer at numerous associations and dental organizations on building well-run, profitable dental practices
- Private coach to progressive dentists



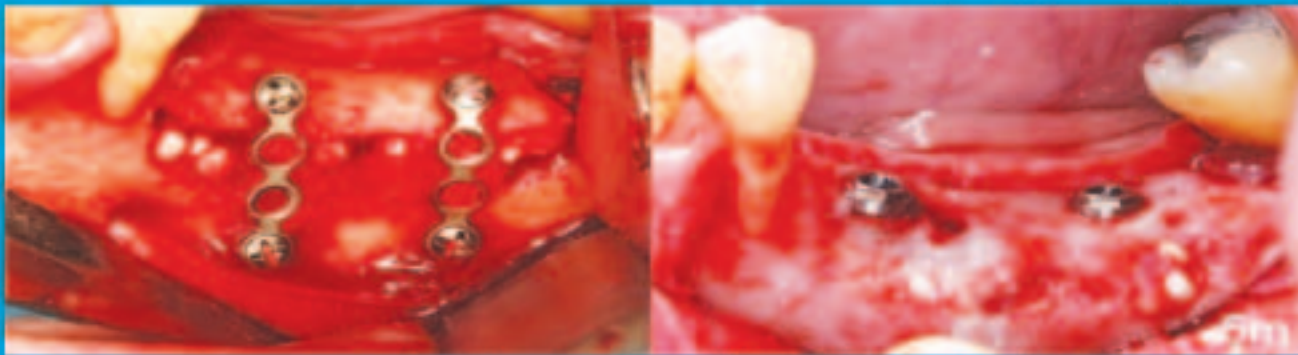


**IMPLADENT LTD.**

*advancing the science of implantology*



Autograft from ascending ramus filled with OsteoGen® requiring two surgeries



One surgery using OsteoGen® and filled with OsteoGen® Pellets  
Ridge was raised 6mm, healed in 6 months

**MINIPLATE™ STARTER KIT**  
BONE GRAFT FIXATION SCREW AND TITANIUM MESH SYSTEM  
5 IN 1 STERILIZATION CASSETTE



**STARTER SYSTEM INCLUDES:**

- 1.5 mm Self-Drilling™ Titanium Screws
- 2.8 mm Self-Drilling™ Titanium Screws
- 1.5 mm Titanium Screw
- Self-Drilling™ Titanium Screw
- Mini-Plate Titanium Mesh
- 1.5 mm OsteoGen® Graft
- 2.8 mm OsteoGen® Graft
- Titanium Mesh (100mm x 100mm)

**BUILD YOUR OWN CASSETTE**  
YOUR CHOICE OF 15 SCREWS AND TITANIUM MESH




Extraction and resolution of buccal region was followed by perforating the cortex to receive using 2 mm round bit. Bleeding was controlled, and the defect immediately was grafted with 0.8 cc of OsteoGen and OsteoGen™ were placed with 2 cc of blood. Titanium mesh cage was secured bilaterally with 2 screws. Bone graft particles placed on ridge and mesh cage was secured bilaterally with 2 screws.

4-4 Months Post Op. Screws were removed and the cage removed revealing resolution of 16 mm vertical bone height by 7 mm thickness. Two 4 mm diameter implants were placed in the restored site.

**OSTEOGEN®**  
Synthetic Bioactive Resorbable Graft (SBRG)  
CLOSEST TO NATURE ... NON-CERAMIC



**Pre-Filled Syringes**

IMPLADENT LTD. 800.526.9343 fax 718.464.9620 www.impladentltd.com










# NobelActive™

Designed to maximize bone  
and soft tissue volume.



Individual emergence profile design for optimal soft tissue adaptation.

Back-tapered coronal design for maximum alveolar bone volume.

Built-in platform shifting for maximum soft tissue volume.

Internal conical connection with hexagonal interlocking for a sealed connection.

© Nobel Biocare Services AG, 2011. All rights reserved.

NobelActive equally satisfies surgical and restorative clinical needs. Its back-tapered coronal design, together with the built-in platform shifting, is designed to maximize crestal bone and soft tissue volume. Its implant body and thread design progressively condenses bone during insertion enhancing

initial stability. In addition, the drilling procedure is designed to retain as much bone as possible. The versatile and secure internal conical connection and a comprehensive implant and prosthetic product assortment allow clinicians to produce excellent esthetic results.

Nobel Biocare is the world leader in innovative and evidence-based dental solutions. For more information, contact a Nobel Biocare Representative at 800 322 5001 or visit our website.

[www.nobelbiocare.com](http://www.nobelbiocare.com)

**Nobel Biocare USA, LLC.** 22715 Savi Ranch Parkway, Yorba Linda, CA 92887; Phone 714 282 4800; Toll free 800 993 8100; Tech. services 888 725 7100; Fax 714 282 9023  
**Nobel Biocare Canada, Inc.** 9133 Leslie Street, Unit 100, Richmond Hill, ON L4B 4N1; Phone 905 762 3500; Toll free 800 939 9394; Fax 800 900 4243  
 Disclaimer: Some products may not be regulatory cleared/released for sale in all markets. Please contact the local Nobel Biocare sales office for current product assortment and availability. Nobel Biocare, the Nobel Biocare logotype and all other trademarks are, if nothing else is stated or is evident from the context in a certain case, trademarks of Nobel Biocare.

# Continuing Education Bite

## AAID MaxiCourses®

**23rd Annual MCG/AAID MaxiCourse®**  
“Comprehensive Training Program in Implant Dentistry”

Monthly March through December  
Contact: Lynn Thigpen  
Phone: 800-221-6437 or 706-721-3967  
E-mail: lbthigpen@mcg.edu  
Web site: www.mcg.edu/ce

## OAGD/AAID MaxiCourse®

Oregon Academy of General Dentistry  
OHSU School of Dentistry  
September – June  
1 weekend per month  
Contact: Jessica Smith  
Phone: 503-228-6266  
E-mail: oragd@comcast.net  
Web site: www.oragd.org

## Loma Linda University/AAID MaxiCourse®

Loma Linda, California  
Monthly March through December  
Continuing Dental Education  
11245 Anderson St.; Suite 120  
Loma Linda, CA 92354  
www.llu.edu/assets/dentistry/documents/cde/  
maxicourse2010.pdf

## 6th Annual MaxiCourse® Asia

October – August  
One week bi-monthly  
Abu Dhabi, United Arab Emirates; New Dehli, India; Penang, Malaysia  
Contact: Dr. Shankar Iyer  
E-mail: drsiyer@aol.com  
Web site: www.aaid-india.org

## Korea MaxiCourse®

Monthly March through December  
Contact: Dr. Jaehyun Shim  
E-mail: dental-care@hanmail.net  
Web site: www.kdi-aaid.com

## Puerto Rico MaxiCourse®

Ten sessions from September through June  
Contact: Miriam Montes, Program Coordinator  
Phone: 787-642-2708  
E-mail: mimontesmock@yahoo.com  
Web site: www.theadii.com

## Toronto Implant Maxicourse®

September – June  
Ten 3-day weekends  
Toronto, Ontario, Canada and Aurora, Ontario, Canada  
Phone: 905-235-1006  
Contact: Ti-Max Education Inc.  
E-mail: info@ti-maxicourse.ca  
Web site: www.ti-maxicourse.ca

## University of Nevada Las Vegas MaxiCourse®

Contact: John Minichetti, DMD  
Phone: 201-871-3555  
E-mail: drminichetti@englewooddental.com

## University of Medicine and Dentistry of New Jersey, New Jersey Dental School

Contact: Janice Gibbs-Reed  
Phone: 973-972-6561  
E-mail: gibbs@umdnj.edu

## Escuela Superior de Implantologia de Barcelona

Contact: Sergia Cacciacane Entrerios, DDS  
Phone: +34-93-2444089  
E-mail: ncaplanis@aol.com

## Vancouver, British Columbia MaxiCourse®

Contact: Nicole Wardstrom, CDA  
Phone: 604-531-3344  
Email: nicole@implantconnection.ca

## Iran ACECR TUMS Branch MaxiCourse®

Contact: Mohammad Ali Mostafavi, BDS, DDS  
E-mail: mamostafavi@yahoo.com  
Web site: www.jdtums.ir/aaid/

## Courses presented by AAID credentialed members\*

### U.S. Locations

#### Advanced Laser Course

Edward Kusek, DDS  
October 14 & 15, 2011 and April 20 & 21, 2012  
18 CE hours  
Contact: Kristi Meyer  
Phone: 605-371-3443  
Web site: www.drkusek.com/courses.html

#### Basic and Advanced Implant Mini-Residency in Surgery & Pros. and Live Surgery Weekend

Zimmer Dental Training Course  
John C. Minichetti, DMD  
Contact: Lisa McCabe  
Phone: 201-871-3555  
Web site: www.englewooddental.com

#### Bay Area Implant Continuum with Hands-On Training

Matthew R. Young, DDS  
Starts February 2011  
120 CE Hours  
Bay Area Implant Synergy  
San Francisco, CA  
Contact: Andy Holt  
Phone: 415-392-8611  
E-mail: info@drmyoung.com

## Connecticut Dental Implant Institute

Joel L. Rosenlicht, DMD, Director  
\* Advanced Bone Grafting  
\* Basic Implant Dentistry  
\* Advanced Implant Dentistry  
All courses feature live surgeries and hands-on model workshops  
Venue: Rosenlicht Oral & Facial Surgery Center, Manchester, CT  
Contact: Michelle Marcil  
Phone: (860) 649-2272  
E-mail: Michelle@jawfixers.com  
Web site: www.JawFixers.com

## Fixed Removable Implant Treatment

Carol Phillips, DDS  
Contact: Melissa Martin  
Phone: 800-549-5000

## Hands-on Training Institute

Dr. Ken Hebel  
Hands On Implant Training –  
Prosthetics, Surgery and Bone Grafting  
Contact: Kerri Jackson  
Phone: 888-806-4442 or  
519-439-5999  
E-mail: info@handsontraining.com  
Web site: www.handsontraining.com  
Programs held throughout the year in Canada, New Jersey, California and Texas

## Laser Pocket Reduction & Diode Training for the Dental Professional

Edward Kusek, DDS  
September 30 & October 1, 2011 and March 23 & 24, 2012  
14 CE hours  
Contact: Kristi Meyer  
Phone: 605-371-3443  
Web site: www.drkusek.com/courses.html

## Linkow Advanced Implant Courses

Course Director: Dr. Michael Shulman  
Phone: 201-840-7777  
Contact: Amelia  
Phone: 551-655-1909  
E-mail: info@adiseminars.com  
Web site: www.adiseminars.com

## Midwest Implant Institute Externship – Bring Your Own Patients

Drs. Duke & Robert Heller  
Contact: 614-885-1215  
E-mail: dukeheller@copper.net  
Web site: www.midwestimplantinstitute.com

## One-Year Fellowship Residency in Implant Dentistry Featuring Hands on Workshops & Live Surgeries (160 CE)

Louie Al-Faraje, DDS  
San Diego, CA  
Phone: 858-496-0574  
E-mail: info@implanteducation.net  
Web site: www.implanteducation.net

### **Pathway Learning Series Swiss Implants, Inc.**

Carol L. Phillips, DDS, Director  
84 CE Units – Six 2-Day Workshops  
Contact: Julie Hansen  
Phone: 805-781-8700

### **Pikos Implant Institute**

Michael A. Pikos, DDS  
CT Diagnosis and Treatment Planning  
Contemporary Soft Tissue Grafting  
Advanced Bone Grafting  
Advanced Bone Grafting II  
Contact: Alison Thiede  
Phone: 727-781-0491  
E-mail: learn@PikosInstitute.com

### **Sendax Mini-Implant Seminars & MDI Mini Residencies**

Basics and Advance MDI Training: Fixed & Removable & Hybrids Seminar: Full Day Program with live surgery & hands-on!  
Contact: Cheryl Reed  
Phone: 800-879-9799 Ext. 128  
Fax: 212-249-2795  
E-mail: vis@sendax-minidentimpl.com  
Web site: www.sendax-minidentimpl.com

### **Tatum Institute International A Hands-on Learning Series Emphasizing the “Hilt Tatum” Philosophy**

Contact: Rebekah Register  
Phone: 727-459-4910  
Toll free: 888-360-5550  
E-mail: tatumimplants@verizon.net

### **Outside U.S. Locations**

#### **Beirut Implant Dentistry Center**

CE Courses Survey of Surgical and Prosthetic Implant Care  
Drs. Jihad Abdallah & Andre Assaf  
Contact: Mahia Cheblac  
Phone: +961 1 747650 or +961 1 747651  
Fax: +961 1 747652  
E-mail: beirutidc@hotmail.com

### **The D.M. Vassos Dental Implant Centre Introductory & Advanced Surgical & Prosthetic Programs**

Dr. D.M. Vassos  
Mentor Program – Hands on Program over six Saturdays  
Contact: Rosanna Frey  
Phone: 780-488-1240

E-mail: rosanna@dmvassos.com  
Web site: www.dmvassos.com

### **Implant Smile Center, Alberta, Canada**

“Hands-on” Introductory to Advanced Surgical and Prosthetic Implant Courses with Live Surgery.

Dr. Robert E. Leigh, Director  
Year-round, Custom Tailored and 5-DAY MINI-RESIDENCY Courses  
Contact: Anita Leigh  
Phone: 1-888-877-0737 (Toll Free)  
E-mail: staff@albertadentalimplants.com  
Web Sites: www.implantmilecenter.com  
www.albertadentalimplants.com

### **Pacific Implant Institute**

Dr. Ron Zokol  
Comprehensive Training in Implant Dentistry  
September through June  
Location: Vancouver, B.C., Canada  
Contact: Kim  
Phone: 1-800-668-2280  
E-mail: kimber@piidentistry.com  
Web site: www.piidentistry.com

### **AAID Affiliated Study Clubs\* California**

Bay Area Implant Synergy Study Group  
San Francisco  
Matthew Young, DDS  
Phone: 415-392-8611  
E-mail: young.matt@yahoo.com  
Web site: www.drmatthewyoung.com/  
BayAreaImplantSynergyPage.htm

### **New Jersey**

#### **Lincroft Village Dental Implant Study Group**

Treatment planning, bonegrafting, prosthetics  
Richard J. Mercurio, DDS  
Contact: Martha Gatton  
Phone: 732-842-5005  
E-mail: lincroftimplant@aol.com

### **New York**

#### **CNY Implant Study Group**

Brian Jackson, DDS  
Contact: Melanie – Course Coordinator  
Phone: 315-724-5141  
E-mail: bjddsimplant@aol.com

#### **New York Study Club**

Edgard El Chaar, DDS  
John Minichetti, DMD  
Phone: 212-685-5133  
E-mail: info@edgardelchaar.com

### **CANADA**

#### **Surrey, British Columbia**

#### **Implant Connection I: Advanced Surgical Group**

Ongoing program that is specifically designed for experienced doctors in implantology. This class covers lecture and live surgery.

#### **Implant Connection II: Surgical mentorship to incorporate implants into your practice**

One year program that incorporates lecture, lab work, surgical demo's and live patient surgery.

#### **Implant Connect: Prosthetic course**

One year program that will cover patient selection, treatment planning, occlusal considerations and how to incorporate implants into your practice.  
E-mail: Nicole@implantconnection.ca  
Web site: www.implantconnection.ca

\* This calendar section is available to any credentialed member of the AAID to post information about implant education courses offered by the member. The member must agree to provide the list of attendees to AAID in exchange for publication of the course in the calendar. Study Club listings are available only to Affiliated AAID Study Clubs. For information about becoming an Affiliated AAID Study Club, contact Carolina Hernandez at Carolina@aaid.com. ▶



211 East Chicago Avenue,  
Suite 750  
Chicago, Illinois  
60611-2616  
312-335-1550  
Toll-free: 877-335-AAID (2243)  
Fax: 312-335-9090  
www.aaid.com

**Advancing the standard  
of care for comprehensive  
implant dentistry since 1951**

## Table of contents

<b>Editor's Notebook .....</b>	<b>1</b>	<b>AAID Foundation Supports Dental Lifeline Network.....</b>	<b>8</b>
<b>Realities of Implant Dentistry and How to Stack the Deck in Your Favor .....</b>	<b>2</b>	<b>Actions Taken by Board of Trustees .....</b>	<b>9</b>
<b>President's Message.....</b>	<b>3</b>	<i>June 11, 2011, Baltimore, Maryland</i>	
<b>Business Bite .....</b>	<b>4</b>	<b>The ABOI/ID offers new educational opportunity .....</b>	<b>9</b>
<i>Social media use among seniors on the rise but what does it mean for dentists?</i>		<b>Dr. Nordquist authors "The Silent Saboteurs" .....</b>	<b>10</b>
<b>Academy News .....</b>	<b>6</b>	<b>Industry News .....</b>	<b>12</b>
<i>Slate of Officers</i>		<b>2011 Annual Meeting Scientific Programs .....</b>	<b>16</b>
<b>AAID Research Foundation Grant Deadline: August 1 for Clinician Research Grants .....</b>	<b>6</b>	<b>Camaraderie and Networking Opportunities .....</b>	<b>20</b>
<b>Overflow crowd attends District Meeting .....</b>	<b>7</b>	<b>Main Podium Speakers .....</b>	<b>22</b>
<b>Upcoming Key AAID Dates .....</b>	<b>7</b>	<b>Membership .....</b>	<b>24</b>
		<i>New Members</i>	
		<b>Continuing Education Bite .....</b>	<b>26</b>