

INSIDE: Implant Systems – p. 4
Employee Confidentiality – p. 6
Bylaw Amendments Proposed – p. 34



AAID News

SUMMER 2010

PUBLISHED BY THE AMERICAN ACADEMY OF IMPLANT DENTISTRY




Editor's Notebook

David G. Hochberg, DDS
Editor, AAID News



It is no coincidence that AAID's 2010 Annual Meeting will be held in Boston and that Harvard University is located in Cambridge. Not only are they close geographically – in fact, Harvard Dental and Medical Schools are housed in Boston – but they also leverage each other to greater heights of achievement. The confluence of Boston and Harvard is comparable to the relationship between the practice of implant dentistry and the academic community. This issue of *AAID News* contains detailed information about the scientific programs that will be presented October 20 – 23 at AAID's Annual Meeting and an interview with **Dr. John Da Silva** of Harvard University. We hope you enjoy both the interview and the Annual Meeting. ▀

State of Florida pays nearly \$750,000 after AAID wins credential lawsuit in Florida



The American Academy of Implant Dentistry received the final payment from the State of Florida after the successful conclusion of the case styled *Francis J. Ducoin, D.D.S., et al. vs. Dr. Ana M. Viamonte Ros, in her official capacity as the State Surgeon General, et al.*

Previously AAID had received \$100,000 from the State of Florida, bringing the total to nearly three-quarters of a million dollars that Florida was ordered by the court to pay to AAID to reimburse it

for attorney's fees.

AAID successfully challenged advertising restrictions on AAID members and prevailed in every respect.

The court ruled the advertising restrictions were unconstitutional on many grounds, violating the Florida constitution's guarantee of the right to be rewarded for industry or professional achievement and First and Fourteenth Amendment rights of free speech as well as equal protection of the law.

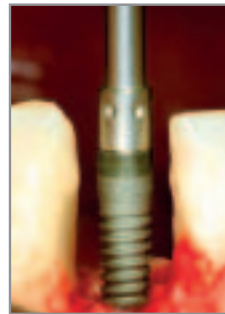
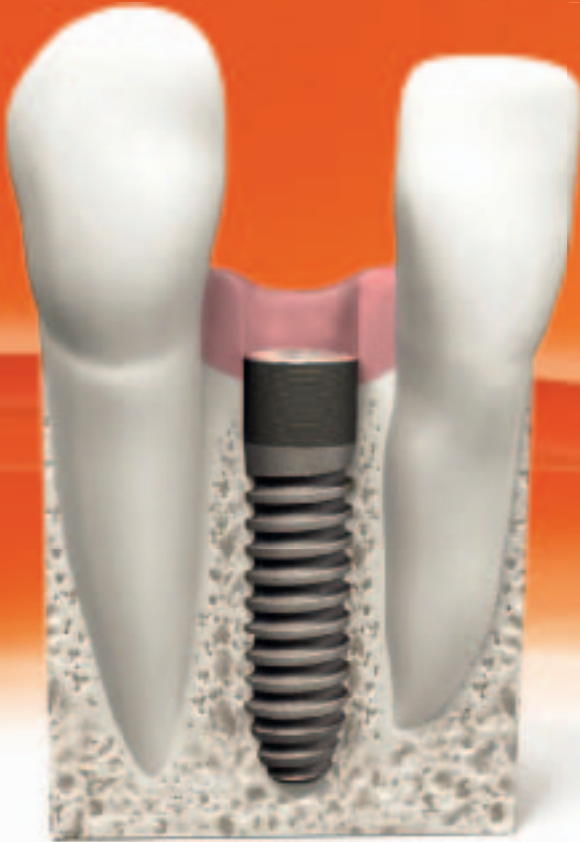
"The Florida verdict and fee recovery by AAID

sets a strong precedent against interference by other states with the rights of dentists to advertise legitimate professional credentials issued by bona fide authorities," said AAID Chief Counsel Frank Recker, DDS, JD. ▀

"Haute" Doc

AAID members are more than just excellent dentists. Every member has a personal side that may surprise you. Find out more about this issue's "haute" doc on page 10.

Treat small spaces with confidence



Laser-Lok 3.0 placed in esthetic zone.

Image courtesy of Michael Reddy, DDS



Radiograph shows proper implant spacing in limited site.

Image courtesy of Cary Shapoff, DDS

Introducing the Laser-Lok[®] 3.0 implant

Laser-Lok 3.0 is the first 3mm implant that incorporates Laser-Lok technology to create a biologic seal and maintain crestal bone on the implant collar¹. Designed specifically for limited spaces in the esthetic zone, the Laser-Lok 3.0 comes with a broad array of prosthetic options making it the perfect choice for high profile cases.

- Two-piece 3mm design offers restorative flexibility in narrow spaces.
- 3mm threadform shown to be effective when immediately loaded.²
- Laser-Lok microchannels create a physical connective tissue attachment (unlike Sharpey fibers).³



1. Radiographic Analysis of Crestal Bone Levels on Laser-Lok Collar Dental Implants. CA Shapoff, B Lahey, PA Wasserlauf, DM Kim. IJPRD, Vol 30, No 2, 2010.
2. Initial clinical efficacy of 3-mm implants immediately placed into function in conditions of limited spacing. Reddy MS, O'Neal SJ, Haigh S, Aponte-Wesson R, Geurs NC. Int J Oral Maxillofac Implants. 2008 Mar-Apr;23(2):281-288.
3. Human Histologic Evidence of a Connective Tissue Attachment to a Dental Implant. M Nevins, ML Nevins, M Camelo, JL Boyesen, DM Kim. International Journal of Periodontics & Restorative Dentistry. Vol. 28, No. 2, 2008.

For more information, contact BioHorizons
Customer Care: 888.246.8338 or
shop online at www.biohorizons.com

BIOHORIZONS[®]
SCIENCE • INNOVATION • SERVICE

SPMP10109 REV B MAY 2010



Thank you very much for the honor of being President this year. We have had a lot going on and continue to make the AAID more successful and prominent in the field of implant dentistry. As stated in the previous issues of *AAID News* we have forged ahead in relationships with the American Academy of Cosmetic Dentistry (AACD), Academy of General Dentistry (AGD), American Dental Society of Anesthesia (ADSA), and Academy of Laser Dentistry (ALD). These relationships may take a few years to develop, but our goal is to be able to bring to our membership the knowledge and skill necessary to continue to offer the most contemporary options and benefits to our patients. We look at these groups as sources for our educational programs and growth, and I believe they feel the same way.

By the time this issue is in your hands, the Southern District meeting in Jekyll Island will be a fond memory. The Southern District officers deserve a

President's Message

By Joel L. Rosenlicht, DMD
President, American Academy of Implant Dentistry

lot of credit, as do all the Districts for the wonderful programs they have presented over the past years and the ones planned for the future. These programs also can take advantage of the speakers and topics offered by our new relationships. For example, District meetings could offer lectures on anesthesia and the latest techniques and monitoring, restorative and treatment planning with

know who we are and invite them to attend District as well as our national meetings.

Despite our legal victory in Florida – and the Florida Dental Board's decision to forego enacting any new rules regarding credential advertising – we need to remain vigilant. Legislation is always a moving target, and issues may develop in the future. This also makes it very necessary to see that

answers for each question you are suggesting. Be sure to indicate the answer that you believe is correct.

The Annual Meeting will be upon us sooner than you think. We already have a record-breaking number of pre-registrants. *“Navigate Zones of Implant Dentistry:*

see President's Message p. 22

Despite our legal victory in Florida ...
we need to remain vigilant.

the AGD, and the most up-to-date diagnostic and cosmetic concepts from the AACD.

Our committees have worked hard this year. We appointed a task force that has recommended guidelines for our global initiatives. We are developing more MaxiCourses® and look to increase education and awareness domestically for our continued growth and development. One of our greatest sources to do this is you — our present members. Let your colleagues

any group we align ourselves with offers credentials equal to our standards to preserve the value of what we have earned.

The Admissions and Credentials Board regularly reviews and updates our credentialing examinations. If you would like to submit suggested questions to the Test Construction Committee, send them directly to Joyce Sigmon at joyce@aaid.com. They should be in the form of a multiple choice question and include four possible

AAID NEWS

Editor

David G. Hochberg, DDS

Executive Director

Sharon Bennett

Director of Communications

Max G. Moses

AAIDNEWS is a quarterly publication of the American Academy of Implant Dentistry. Send all correspondence regarding the newsletter to AAID, 211 East Chicago Avenue, Suite 750, Chicago, IL 60611.

Please notify AAID and your postmaster of address changes noting old and new addresses and effective date. Allow 6-8 weeks for an address change.

The acceptance of advertising in the AAID News does not constitute an endorsement by the American Academy of Implant Dentistry or the AAID News. Advertising copy must conform to the official standards established by the American Dental Association. Materials and devices that are advertised must also conform to the standards established by the United States Food & Drug Administration's Sub-committee on Oral Implants and the American Dental Association's Council on Dental Materials and Equipment acceptance program.



Business Bite

Implant Systems—Critical to Increasing Production

By Roger P. Levin, DDS

Editor's Note: As a part of our effort to provide greater value to AAID members through the AAID News, we are offering a "Business Bite" column in each issue. We hope that you find the following article by Dr. Roger P. Levin valuable. Dr. Levin is founder and chief executive officer of Levin Group, Inc., a leading dental practice management consulting firm that provides a comprehensive suite of lifetime services to its clients and partners. Levin Group can be reached at 1.888.973.0000 and customerservice@levingroup.com.

AAID readers are entitled to receive a 50% courtesy discount on a Levin Group Total Success Practice Potential Analysis™, an in-office analysis and report of your unique situation conducted by a Levin Practice Senior Practice Analyst.

Introduction

In a difficult economy, implant doctors put their practices at risk if they do not have proven business systems in place. Why? Because good systems help to increase implant production. Only with efficient systems can implant doctors operate practices that increase production with less stress.

Improving the business systems of your implant practice is a win-win situation for the patient and practice alike. They allow you and your team to provide better care and customer service for the patient while enjoying increased production for the practice. Excellent systems allow you to work smarter rather than harder and endure less stress in the process. While these benefits are extraordinarily important, another benefit matters even more to implant doctors. Excellent systems will allow you to reach financial independence years *earlier* than you had planned—even in today's economic climate.

Based on more than 25 years' experience consulting to hundreds of implant practices, Levin Group recommends paying significant attention to the following three systems:

1. Case Presentation
2. Customer Service
3. Patient Financing

1. Case Presentation

Patients need to think of implants as a standard quality of care option, not as an expensive luxury. It is important for you to present the many benefits that implants offer while emphasizing that no other treatment can give the natural lifestyle that implants can.

The following strategies are highly advantageous for all implant case presentations:

- **Work to make your implant presentation exciting.** Fee-for-service procedures like implants

have to be presented with a higher level of enthusiasm to motivate the patient. Doctor and staff enthusiasm, effective visuals, clear explanations and a strong recommendation to have implant procedures performed are vital to a fee-for-service case presentation. This is different than simply telling patients that they need a crown on a broken tooth and that insurance could probably cover approximately 50% of it.

Recognize patients need a higher level of motivation if they are going to accept a recommendation for implants.

- **When talking to patients about dental implants, focus on the benefits, not the technical aspects.** After a brief technical explanation, you should make powerful benefit statements such as:
 1. "No more food restric-

tions will exist for you!

You can bite into a crunchy apple, chew your foods easier and avoid uncomfortable digestive problems."

2. "When you get an implant, you'll notice improved confidence as your smile once again becomes full and pleasing."
3. "Bone loss that comes with dentures will no longer occur when you have implants."

2. Customer Service

When patients agree to implant treatment, it is very important that they do not regret that choice. The goal must be for patients to feel that they made an excellent decision to accept implants. Superior customer service will be what makes them decide that it was all worth it when they complete treatment.

- **Answer questions thoroughly.** This may

seem obvious but remember implants are a new concept for many people. If patients misunderstand something, it will almost certainly derail the case presentation at some point.

- **Give patients a realistic timeframe.** Nothing will sour the treatment process more than patients who have an unrealistic expectation of how quickly the process occurs. Be upfront about the entire process and make certain patients understand that immediate load cases aren't going to be an option for everyone.
- **Keep them informed.** When patients feel in the dark about anything regarding implant appointments, their trust in the practice and their sense of value for implants is diminished.
- **Don't let them get lost in the shuffle.** If this is an interdisciplinary case, make certain patients and both offices keep each other informed about all pertinent matters. Both the surgical and restorative offices must be on the same page at every stage of treatment to achieve superior customer service for patients.

3. Patient Financing

Don't pre-judge a patient's wallet size. Offer the ideal treatment to *every* patient.

Making assumptions about treatment affordability or patients' ability to make payment arrangements can limit your potential market size.

To make case acceptance easier, Levin Group teaches practices to offer the Four Financial Options™ to patients. These options should be presented to every patient regardless of economic background, age, status or longevity in the practice.

Having these options available can make the difference between marginal implant case acceptance and *outstanding* implant case acceptance:

- **Cash up front merits 5% off**
If patients are willing to pay for the entire implant case before treatment commences, they should be offered the chance to reduce their total fee by 5%. This is an excellent opportunity for the practice because it eliminates any concern over collections or administration of the financial account. Further, patients who have paid have a strong commitment to the practice and incentive to be

pleased with the dentistry because they have already paid for it.

- **Credit Cards**
Today, few people carry a great deal of cash, preferring instead to charge most of their purchases. Because of the convenience they offer, credit cards are the norm and dental practices interested in high case acceptance rates should be most happy to accept them.
- **Half up front – half before the end**
What this means is that no case should ever be started without half the payment in advance. Short of this commitment,

it is paid. You don't want to try to collect later.

- **Patient Financing**
Levin Group has found this to be the most important financial option for patients. Outside patient financing should be offered to all patients. Once a practice begins to offer all four financial options to every patient, case acceptance and practice production increases almost immediately. The reason is that many potential implant patients do not even think to ask a dental practice whether financing is available. They may ask about payment plans, but they neglect to ask about financing because they simply don't realize that it is an option.

Be upfront about the entire process and make certain patients understand that immediate load cases aren't going to be an option for everyone.

you are very likely to have a collection problem on your hands in slower economic periods, like we are experiencing now, when account receivables increase. By having the patient pay half at the beginning, you are creating a level of commitment for the patient and covering most of your basic costs. Notice also that the second part of this financial option reads "half *before* the end" and not "half *at* the end." Finish the case, knowing

Conclusion

By understanding and incorporating the best management systems, practices can increase implant production. The use of reliable business methods will allow implant doctors to transform their practice as desired.

Effective systems for the three areas discussed above often complement one another. For example, excellent customer service helps to build trust, which leads to greater case acceptance. This combination of factors enables dental practices to enjoy increased implant production even in a climate of slow economic growth. ▀



A busy dental office routinely handles many matters that constitute legally protected or privileged information. For example, treatment rendered to a specific patient, conversations with patients, appointment books, insurance claims, patient records, business records of the practice, computer data, employee records and names of patients, among others, constitute information that cannot be freely disclosed to a third party. However, there are many situations in which dental office employees do not understand or appreciate the potential risks of sharing such information without proper authorization.

It is not uncommon for dental staff to talk about a specific "problem" patient at a social gathering outside the office or during a conversation with employees from another practice. Doing so constitutes breach of the patient privilege if names are mentioned. Similarly,

Legal Bite

Employee Confidentiality

By Frank R. Recker, DDS, JD

discussing specific patient collection problems or billing issues that identify one or more patients also subjects the practice to legal risk.

Proprietary information protected under most state

statutes may include procedures, computer software, or protocols utilized in the dental office for patient collections. Similarly, forms developed and utilized by the practice, marketing methodologies, or "internal"

documentation can constitute proprietary information that belongs to the practice and is protected under various state laws.

Dental office employees need to be cognizant of the

An example of a written policy requiring the employee's signature and acknowledgment follows:

(Note: The following form is for example purposes only. Please consult with your own attorney and state laws before using this form.)

EMPLOYEE CONFIDENTIALITY AGREEMENT

Employee understands that all office documents, lists, patient records, proprietary information, appointment books, computerized print outs of any kind, electronic data, any other information or materials generated within the dental office shall not copied or physically or electronically removed from the dental office of Dr. _____ and constitute confidential and/or proprietary information. The undersigned employee acknowledges and understands that the above materials or data constitute legally protected information and shall not disclose or discuss anything noted above outside of the dental office. Additionally, employee agrees to return to Dr. _____ all confidential and proprietary information which may be in the possession of the Employee, including all electronically stored data, copies or portions thereof, upon termination of employment for any reason.

The parties agree that if the Employee violates, or is perceived to threaten the violation of, any of the terms of this Agreement, Dr. _____ will be irreparably harmed, and that harm cannot be reasonably and adequately compensated by damages in an action at law. Therefore, in the event of such violation or the threat of such violation, Dr. _____ shall be entitled to seek and obtain injunctive relief to prevent or mitigate violations or threatened violations of this Agreement, and Employee agrees to indemnify and hold Dr. _____ harmless from any and all liability, cost and expense, including attorney's fees, as a result of any such violation or threatened violation of this Agreement.

Dated: _____

Signature: _____

fact that virtually everything they view or discuss within the confines of the office cannot be disclosed, discussed or removed from the office environment. Similarly, copies of any patient identifying information should not be removed from the office, except for specifically authorized purposes, such as making calls to patients regarding scheduling appointments, collection matters, or other treatment related purposes. But such documents must be protected, not shared with any third party and not carelessly discarded.

The precautions taken

by dentists to protect such information should include a written acknowledgment by their employees. This would include provisions for seeking judicial relief and an injunction against any unlawful disclosure, use, or removal of patient

or proprietary information from the dental office. Unfortunately, there are multiple examples of dental staff having negligently, or sometimes maliciously, removed patient records, billing records, computer data or

personnel records from the office. This has too often occurred prior to their imminent discharge, and for purposes of creating legal jeopardy against the employer in retaliation for employment related discipline or termination. ▀



THINK SHARP.
Finally a drill-sharpening service for dental implant providers.

- Superior performance
- Improved care
- Extreme precision
- Exceptional longevity
- Unsurpassed quality
- Lower cost
- Increased ROI

ImplantDrillPoint.com contact@implantdrillpoint.com



MEISINGER 3+2 Special

MEISINGER
GERMANY / USA

3+2
Buy three packs of the same diameter
get 2 packs of the same diameter
FREE!
No Tax and Post!

Must use special code #52010

Meisinger **MEISINGER USA, L.L.C.**
7442 South Tucson Way - Suite 130
Centennial - Colorado 80112 - USA
Tel: (303) 268-5400 • Fax: (303) 268-5407
E-Mail: info@meisingerusa.com • www.meisingerusa.com • www.bone-management.com • www.ocdusa/router.com

*FREE goods must be of equal or lesser value. Free goods offers cannot be combined with other offers. Qualifying orders must be on one invoice. Multiple invoices cannot be combined. To receive free goods mail or FAX a copy of your invoice to **MEISINGER USA**, 7442 S. Tucson Way, Suite 130, Centennial, Colorado, 80112. FAX to 303-268-5407. Offer expires on June 30, 2010. All copies of invoices for free goods must be received by July 31, 2010. Allow 3-4 weeks for delivery of free goods. Offers are for retail customers only. See your Dental representative for a complete selection of **MEISINGER** products. Must use special code #52010.



Executive Director's Report

AAID: Your GPS to comprehensive dental implant education

By Sharon Bennett

By now you should have received the Preliminary Program for AAID's 59th Annual Meeting to be held October 20 – 23 in Boston. The cover contains the distinctive GPS device. You can also see that image on page 12 of this issue of *AAID News*.

As you know, the GPS is the visual chosen to help illustrate the theme of this year's annual meeting: "Navigate Zones of Implant Dentistry: Complications, Confidence, Comfort." The meeting offers three and one-half days of comprehensive

dental implant education. AAID meetings have become known throughout the profession as one of the best values in implant dentistry.

At this AAID scientific conference, we have designed the educational offerings so that you will be able to identify potential complications you face with each case. You will leave the conference with clinically practical information you can use immediately. You will discover the latest trends in implant dentistry and learn about "tomorrow's challenges" today.

We realize that not everyone learns in the same way. So, we have developed a variety of learning environments at the conference. There will be main podium lectures presented beginning with New Trends, Techniques, and Technologies on Wednesday and continuing through noon on Saturday. If you prefer an intimate learning experience where you are able to interact closely with peers and world-class presenters, you will find the clinical roundtables a welcome addition. Each roundtable will either

present a topic not otherwise covered at the conference or will allow you to delve deeper with the presenter of a topic covered during a main podium presentation.

Many of you find that a hands-on approach allows you to learn a new technique. During the meeting, we are offering seven half-day Hands-on Workshops. Each workshop is limited in the number of attendees in order to maximize the opportunity to learn the technique or process being taught. At least 70 percent of the activity in each workshop will be hands-on. World-class experts teach all courses.

Presenters will cover complications and solutions so you can gain confidence and comfort in your practice. Several topics and speakers are grabbed from today's headlines including:

- Human face transplants
- Next dimension in implant esthetics
- Botox and injectable fillers
- Lasers and facial implants
- Risk management and standard of care in implant dentistry practice
- Platelet rich plasma
- Where will implant dentistry be in three years?

Join your colleagues in Boston, October 20 – 23, 2010, for AAID's 59th Annual Scientific Program. We look forward to seeing you there. ▶

Summary of Actions Taken by Board of Trustees

June 12, 2010

- Accepted 2009 Audit and Management Letter showing a clean opinion from auditors, Ruzicka & Associates
- Approved Ruzicka & Associates engagement as auditors for 2010
- Approved reappointment of JP Morgan as Investment Advisors for 2010
- Adopted policy to cover expenses for president to attend meetings of allied organizations and cover expenses for president's spouse when spouse has been specifically invited to attend
- Adopted policy to limit the honorarium that Districts should pay speakers at District Meetings to \$1,500.
- Elected 67 new Associate Fellow and 12 new Fellows
- Created an ad hoc committee to be named by **President Joel Rosenlicht** to review the Admissions and Credentialing process
- Decided not to provide pins to Fellows and Associate Fellows at AAID expense
- Selected JW Marriott Desert Ridge Resort and Spa in Phoenix, Arizona as the site for the 2013 Annual Meeting
- Authorized the production on one special issue of *Journal of Oral Implantology* with costs to be covered by ad revenue
- Increased the size of *Journal of Oral Implantology* by 20 – 24 pages
- Directed bylaw amendment be proposed to allow the Board of Trustees to determine dues for international credentialed membership outside the US and Canada
- Removed 35 unpaid credentialed members from AAID membership
- Granted Life Membership to **Dr. A. Norman Cranin**
- Added \$5,000 to the budget to fund a study of state dental boards to determine rules regarding advertising of AAID credentials
- Authorized an additional expenditure of \$200,000 to cover costs for California legal efforts ▶



SURGICAL FLEXIBILITY. PROSTHETIC VERSATILITY. SYBRON DEPENDABILITY.



The SybronPRO™ Series Implant System designed to provide immediate stability¹, preservation of crestal bone², and long-term aesthetics... *from a name you can trust.*


Sybron - Celebrating over 100 years of dental excellence.

For more information, contact Sybron Implant Solutions today.

¹Surgical and Mechanical Techniques to Increase Stability of External Implants. Klaus J. Denker, D.D., Hydro-Tech, Ltd., Newark, Connecticut, Giuseppe, Vol. Michael, Chiu, Sang-Eun, Ph.D., Yoon, Seung-Ock, Address Department of Periodontology and Maxillofacial Surgery, New York University. Research presented at the AAID Boston 2009.

²Implant Design and Its Effect on Preservation of Crestal Bone Levels. Sang, Sang-Eun, Ph.D., Maria Luisa, Ph.D., Mader, Robert, Ph.D., Michael, Chiu, Sang-Eun, Ph.D., Yoon, Seung-Ock, Address Department of Periodontology and Maxillofacial Surgery, New York University. Research presented at the AAID Boston 2009.

SybronPRO™ Series



HEADQUARTERS
USA
1717 West Collins Ave
Orange, California 92667
T 714.515.7000

Europe
Julius-Erhard-Straße 6a
28279 Bremen, Germany
T 49.421.43229.0

United Kingdom
4 Flag Business Exchange
Vicarage Farm Rd
Peterborough, UK PE1 5TR
T 008000.841.2131

France
16 Rue de Sengier-Bottolod
93100 Montreuil, France
T 33.149.86.52.05

Australia
10, 112-118 Talavera Rd
North Ryde, NSW 2113
T 61.2.8870.8299



www.sybronimplants.com

“Haute” Doc Duane Starr

“Remember the movie where Chevy Chase shouted ‘Wow’ after he saw the Grand Canyon for the first time? Well, that’s how I felt after getting into the alpaca farming business eight years ago,” recalls **Duane T. Starr, DMD**, who, along with his wife, Valorie, manage an alpaca breeding farm about 20 miles east of Portland in the Columbia gorge — and 30 minutes from his 24-year-old dental practice.

Alpacas? You bet. Resembling a small llama in appearance, alpaca is a domesticated species of

South American camelid that today are found in all 50 U.S. states and Canada. Like for centuries in their native South America, they are bred specifically for their fiber, used for making knitted and woven items such as socks, gloves and sweaters.

“I had no idea anything like this existed years ago, but it was like the first time you see an alpaca in person or on TV or in a magazine,” Duane says. “Something just clicked for me, and I became intrigued and enraptured. Today I feel like I am living a dream.”




Dr. Duane Starr on a tractor on his alpaca farm.

Duane owes his love affair with alpacas to several patients who were involved with the animal and encouraged him to take a look, which he did through months of research and visiting alpaca farms in the Portland area, California and Colorado. He admits that his biology major, which brings an interest in breeding, and his wife also played into his fascination with the magical world of alpacas.

“In 2002, we found the perfect countryside farm in Boring, Oregon,” he fondly remembers. “But visiting and tending to our alpacas on the weekend just wasn’t good enough.” So after several months of dividing time in the city and their beloved alpacas an hour away, Duane and Valorie, “bona fide city kids that we were,” moved from their modest Portland home to the six-acre farm which he says is “absolutely perfect for what we wanted in terms of size and layout, such as grazing pastures and a barn. And, as they say, the rest is history as we have been raising and breeding alpaca ever since. Valorie is fond of joking that her commute to work is only 150 feet out to the barn! And I have a picturesque 30-minute drive to the office, with views of Mt. Hood that I wouldn’t trade for anything.”

As Duane and Valorie’s website at www.starralpaca-



Dr. Duane Starr makes his way to the barn in two feet of snow to feed the alpaca.

farm.com states, there’s never a dull moment at Starr Alpaca Farm despite its location in Boring. “With our fluctuating herd size of 60-80 alpaca grazing about our pastures, we are in the medium-size farm category,” says Duane, noting there are two kinds of alpaca: Huacaya, 85 percent of the animal’s population, and Suri, which are rarer and have special fleece qualities.

“Suri are to dreadlocks as Huacaya are to Afros,” Duane says. “The fiber type distinguishes the two breeds, leading to different yarn varieties. We continue to learn a lot about the fiber end of the industry – the heart of the business since alpaca fiber competes with other fibers like cashmere and mohair. You can only show your alpaca for so long. The future is in the fiber and developing a

sound business model around identifying your market niche, a breeding plan, go-to-market strategy and utilizing the important tax benefits of alpaca ownership.”

Emphasizing that alpaca farming must always be approached as a business, Duane says, “When we began, it was exciting and a bit daunting to see how fast our herd would grow and, today, it’s still a lot of fun to see how our breeding choices are working out. We think our farm is recognized for fine breeding animals and excellent fiber products, and we can hold our own against larger area operations.” Most of Duane’s alpacas are for sale, usually when younger and more often males, for their fleece production. “Stud-quality males can command a five-figure sale price today and, in better economic times, even six figures,” he adds.

Alpaca genetics are complex but the goal is to always breed for better animals. Duane characterizes the color component of the genetics “like a black box.” You can breed alpacas of any of the 26 different colors and the result is usually something unexpected.

“We see our operation much like a cattle farm where we are trying to develop additional products and services beyond the main fiber,” Duane says. The animals are shorn once a year for their fleece. While



Five alpaca out of about 80 on Dr. Duane and Valorie Starr’s alpaca farm.

selling the raw fleece to a spinner is done, it is more profitable to upgrade the material into a highly sought yarn in part, as Duane notes, because there is a resurgence in knitting and crocheting in the U.S. and alpaca yarn is prized by knitters for socks, gloves and other clothing, including socks used by U.S. troops in Afghanistan. “Walking in alpaca socks is like floating on air,” he says.

Duane and Valorie are developing a larger farm store to dovetail with visitor tours they have year around for young and old, as well as a burgeoning composting operation that they want to become more commercial. “Alpacas, to be frank, generate a heck of a lot of waste which we are finding can be a manure to put directly on plants and vegetables, like an organic mulch or fertilizer. We’re eyeing a 26-acre organic raspberry farm next door to us as a customer. Maybe someday it will be ‘Dr. Starr’s potting soil?’”

Somewhat surprisingly, Ohio is home to the largest alpaca population in the U.S., followed by

Washington and then Oregon. “U.S. alpaca farming grew fast in the 1980s largely through importation,” Duane notes. “While alpacas do better in cooler climates, they are very adaptable, a main reason they’re so appealing to raise.” Alpaca, with about a 20-year life span, are generally 150-200 pounds, with the female most productive from 2 to 16 years.

And alpaca dental needs? “Well, I keep an eye on that, of course,” Duane laughs. “Alpaca have no upper teeth. The upper anterior of their mouth is like a hard palate that the lower anterior protrude against. Males do have fighting teeth in the back and we usually cut them short. We also give them their shots and manage various parasite issues.”

The alpaca demeanor is cat-like, as Duane describes it. “They do things on their own terms but are generally friendly and curious animals. Most make a humming sound, which is usually a comfort noise to let other alpacas know they are present and content. The humming can take on many

inflections and meanings. We don’t hear much on our farm but alpacas can make a high-pitched, shrieking sound when in danger. Alpacas ‘cluck’ or ‘click’ to signal friendly or submissive behavior.”

Because they are camelids, some alpacas do spit, not maliciously and rarely at humans, but rather in competition for food and directed at other alpacas.

Like other animal pet lovers, Duane has felt the high and low emotions of the alpaca life and death cycle. “We see the miracle of birth which is so fascinating and beautiful, but we also lose babies and the old as part of the process,” he notes. “Then there is always the very difficult time of determining when to put an alpaca down, but, you know, they sort of tell you it is time as they lose their dignity and just kind of wear out.”

And what about alpacas in Duane’s future?

“Becoming involved in the alpaca business has been life-changing for me,” he says. “If there is something close to a panacea in life, this is it for me. Hanging out with the animals each day, and working and living on our farm does kind of calm me down and drain away the stress from a hard day at the office. You know, I have a wonderful gig going and I don’t see an end in sight to it.” ▀



59th Annual Meeting Boston October 20-23, 2010

AMERICAN ACADEMY OF IMPLANT DENTISTRY

NAVIGATE ZONES OF IMPLANT DENTISTRY

Complications Confidence Comfort



registration form 59TH ANNUAL MEETING



AMERICAN ACADEMY OF IMPLANT DENTISTRY

SAVE \$100 OFF REGISTRATION FEES until September 20, 2010, ONLY
 Boston Marriott Copley Place, Boston, Massachusetts, October 20–23, 2010

A separate registration form must be completed for each paying attendee:

- Each dentist, including spouses or other family members who are dentists, must register as a dentist
- All dentists, including non-practicing dentists, must register in the appropriate dentist category.
- Admission to continuing education programs is limited to registered dentists, technicians and office staff.

Please print clearly or type. Any corrections, modifications or additions must be submitted in writing.

YOUR CONTACT INFORMATION (Please write legibly.)

Last name: _____ First Name: _____ Degree(s): _____

Address: _____ City: _____

State: _____ Zip: _____ Country: _____

Phone: _____ Fax: _____ Email: _____

AGD Member #: (Required if AGD Member registering at AAID Member rates) _____

A. Meeting Registration	By 9/20/10	After 9/20/10
____ AAID Fellow*	\$995	\$1095
____ AAID Associate Fellow*	\$995	\$1095
____ AAID General Member*	\$1045	\$1145
____ AGD Member* (AGD Member # required)	\$1045	\$1145
____ NonMember PLUS! Dentist*	\$1195	\$1295
[Includes Membership in AAID through November 30, 2010]		
____ Nonmember*	\$1395	\$1495
____ Life Member or Retired Member*	\$190	\$190
____ Technician	\$295	\$295
____ Office Staff	\$295	\$295
Register 3 or more allied staff from same office at \$225 each.		
Doctor's Name _____		
____ Student	\$150	\$150
____ Spouse Name _____	\$190	\$190
____ Guest Name _____	\$190	\$190

* Includes one (1) President's Celebration ticket

A. Meeting Registration subtotal _____

B. Hands-On Workshops

Each Hands-On Workshop is \$99 if registration received by 9/20/10 (\$119 after 9/20/10)

- ____ HA1 To be announced (Thurs. pm)
- ____ HA2 Michael Peleg, DMD – Immediate Placement after Extraction (Thurs. pm)
- ____ HA3 Alfred Heller, DDS, MS; Robert Heller, DDS - Piezoelectric Surgery Technique (Thurs. pm)
- ____ HA4 To be announced (Fri. pm)
- ____ HA5 James Fennell, DDS - Evidence-Based PRP (Fri. pm)
- ____ HA6 Robert J. Miller, DDS - Re-Engineering the Biology of the Osteotomy (Sat. am)
- ____ HA7 Pankaj Singh, DDS – Botox Hands-on Workshop (Sat. am)

B. Hands-On Workshops subtotal _____

C. Clinical Roundtables

Each Clinical Roundtable is \$49 if registration received by 9/20/10 (\$59 after 9/20/10)

- ____ RT1 Edmund Bedrossian, DDS – Graftless Solution (Thurs. pm)
- ____ RT2 Peter Moy, DMD – Reconstruction of the Mandible: Guided vs. Non-Guided (Thurs. pm)
- ____ RT3 Barry Bartee, DDS, MD – Ridge Preservation (Thurs. pm)
- ____ RT4 Scott Ganz, DMD – Cone Beam Technology (Thurs. pm)
- ____ RT5 Alfred "Duke" Heller, DDS, MS – "Tunnel Grafting Procedure" (Fri. pm)
- ____ RT6 Jaime Lozada, DDS – Lateral and Crestal Bone Planing Antrotomy (Fri. pm)
- ____ RT7 Sonia Leziy, DDS – Ridge Preservation v. Immediate Implant Placement (Fri. pm)
- ____ RT8 Frank Recker, DDS, JD – Standard of Care (Fri. pm)
- ____ RT9 O. Hilt Tatum, Jr., DDS – Bone Manipulation and Expansion (Fri. pm)
- ____ RT10 Yvan Fortin, DMD – Trans-Sinus Malar Process Implants (Fri. pm)
- ____ RT11 Nicholas Caplanis, DMD, MS – Connective Tissue Grafts (Sat. am)
- ____ RT12 Howard Chasolen, DMD – Esthetics for Implant Restorations (Sat. am)

- ____ RT13 Robert Convisar, DDS – Laser Treatment of Peri-Implantitis (Sat. am)
- ____ RT14 Victor Sendax, DDS – Mini Implants (Sat. am)
- ____ RT15 Leonard Linkow, DDS, DMSc – Predictable Approach to Totally Edentulous and Atrophied Mandible (Sat. am)
- ____ RT16 Jack Hahn, DDS – Immediate Replacement and Immediate Loading (Sat. am)

C. Clinical Roundtables subtotal _____

D. Special Events

- ____ A & C Roundtable (Thurs. 7 – 8 am) No Cost but reservation required
- ____ A & C Roundtable (Fri. 10 – 11 am) No Cost but reservation required
- ____ ABOI Lunch (Fri. Noon – 1:30 pm) \$ 75
- ____ Women Dentists' Wine & Cheese (Fri. 6 – 7 pm) No Cost but reservation required
- ____ President's Celebration (Sat. 7:00 pm) \$195

D. Special Events subtotal _____

GRAND TOTAL (A+B+C+D) _____

METHOD OF PAYMENT

- Check Enclosed Visa MasterCard American Express Discover

Card No. _____

Card Exp. Date: _____ 3 Digit Security Code from Back of Credit Card _____

Signature: _____

Send check, payable in US\$, and this form to the AAID:
 American Academy of Implant Dentistry, c/o Delaware Place Bank, Dept. 350
 190 Delaware Place, Chicago, IL 60611

Or register online at www.aid.com or www.aid.com.

Or you may fax your form to 312-335-9090.

American Academy of Implant Dentistry • 211 East Chicago, Ave., Suite 750
 Chicago, IL 60611 • P: 312.335.1550 or 877.335.AAID

Registrations received by October 5, 2010 will be processed prior to the meeting.
 Anyone wishing to register after October 5, 2010, must do so onsite.

Requests for refunds must be made in writing and received by September 27, 2010 for a 100% refund; between September 28 and October 4, 2010 for a 50% refund.
Due to advance commitments to the hotel, no refunds will be made after October 4, 2010. A \$50 administrative fee will be retained on all refunds regardless of when requested.

Call the Boston Marriott Copley Place at 1.800.266.9432 or 1.506.474.2009 to make reservations (Mention the American Academy of Implant Dentistry for special group rates). Visit <https://resweb.passkey.com/go/AAID2010> for more information or make your reservations online through www.aid.com.



2010 Annual Meeting

MAIN PODIUM PROGRAMS

Thursday, October 21, 2010

8:30 am – 9:00 am

Implant Dentistry – Where Are You Now and Where Do You Want to Be in the Next Three Years?

Gordon J. Christensen, DDS, MSD, PhD

9:00 – 10:00

Graftless Solution: Immediate Loading of the Edentulous Patient with Fixed Prosthesis

Edmond Bedrossian, DDS

11:00 am – Noon

Reconstruction of the Severely Atrophic Mandible: Guided vs. Non-Guided Surgery

Peter K. Moy, DMD

1:30 pm – 3:00 pm

Computer-Guided Implant Placement for the Severely Atrophic Maxilla

Thomas J. Balshi, DDS

Stephen F. Balshi, MBE

4:00 pm – 4:45 pm

Implant Prosthodontics Complications and Their Prevention: Some Practical Pearls

Tony Daher, DDS, MSED

4:45 pm – 5:00 pm

Relocation and Rehabilitation of Integrated Implants

2009 Annual Meeting Winning Table Clinic Presentation

Gilbert Trembley, BSc, DMD

Friday, October 22, 2010

8:00 am – 9:00 am

Technical and Anatomical Considerations of the First Human Maxillo-Facial Transplant

Daniel Alam, MD

9:00 am – 10:00 am

The Next Dimension in Implant Esthetics: Guidelines for Success

Sonia Leziy, DDS

11:00 am – Noon

Periodontal Complications of Implant Treatment: Avoidable Problems, Emerging Challenges and Management Strategies

Sonia Leziy, DDS

1:30 pm – 3:00 pm

Optimal Facial Esthetics: Rejuvenation with Botox, Injectable Fillers, Laser and Facial Implants

Joe Niamtu, III, DMD

1:30 pm – 3:00 pm

Contribution of CT-Scan Derived 3D Modelization to Reconstructive Procedures and Advanced Implant Techniques

Manuel Chanavaz, MD, DDS, PhD

4:00 pm – 5:30 pm

Understanding the Principles of Esthetics for Implant Restorations

Howard M. Chasolen, DMD

4:00 pm – 5:30 pm

Has the Contemporary Implant Esthetic Trend Become an Irresistible Fashion, Leading Occasionally to Over-Treatment of Patients?

Manuel Chanavaz, MD, DDS, PhD

Saturday, October 23, 2010

8:00 am – 9:30 am

Medical Assessment of the Implant Patient

Daniel Becker, DDS

10:30 am – 12:00 noon

Key Elements of Risk Management in the Practice of Implant Dentistry

Frank Recker, DDS, JD

HANDS-ON WORKSHOPS

Seven hands-on workshops will be offered during the course of the meeting in order to provide attendees with a choice of learning experience. Two workshops will be offered on Thursday afternoon and Friday afternoon respectively. Two

additional workshops will be offered on Saturday morning. Each workshop is limited in the number of attendees in order to maximize the opportunity to learn the technique or process being taught. At least 70 percent of the activity in each workshop will be hands-on. All courses are taught by a world-class expert. Because these are limited in attendance and to guarantee that we order enough equipment or materials, reserve your spot early when you register for the annual meeting.

Thursday, October 21, 2010

1:30 pm – 5:00 pm

HA1: In order to provide the latest information in the fast-changing world of implant dentistry, the course title and presenter will be announced nearer to the start of the Annual Meeting.

Presented through a grant from Nobel Biocare

HA2: Immediate Placement after Extraction: The Use of Bone Compression Technique and Novel Bone Grafting Material

Michael Peleg, DMD

Presented through a grant from MIS

HA3: Piezoelectric Surgery Technique in Dental Implantology: Hands-on Comparison of the Mectron, Acteon, EMS Units

Alfred "Duke" Heller, DDS, MS

Robert L. Heller, DDS

Friday, October 22, 2010

1:30 pm – 5:30 pm

HA4: In order to provide the latest information in the fast-changing world of implant dentistry, the course title and presenter will be announced nearer to the start of the Annual Meeting.

Presented through a grant from Nobel Biocare

HA5: Excellence in Implant Surgery through the Use of Evidence-Based Platelet Rich Plasma Procedures

James Fennell, DDS

Saturday, October 23, 2010

8:00 am - noon

HA6: Re-Engineering the Biology of the Osteotomy

Robert J. Miller, DDS

Presented through a grant from Intra-Lock

HA7: Botox Hands-on Workshop

Pankaj Pal Singh, DDS

CLINICAL ROUNDTABLES

Sixteen Clinical Roundtables will be offered throughout the meeting so you have additional choice of topics and in-depth learning opportunities. Each Clinical Roundtable will be limited to 20 participants. Each is 90 minutes in length. Some topics presented as Main Podium Presentations are covered more in depth as Clinical Roundtables. This gives you the opportunity to interact on an intimate basis with a Main Podium presenter. New topics are also offered as Clinical Roundtables allowing you the chance to delve deeply into a subject with a world-class expert. Because these are limited to only 20 participants, reserve your spot early when you register for the annual meeting.

To maximize your learning experience, the suggested level of implant dentistry experience is listed for each Clinical Roundtable. Following are the possible levels. In order to make the session most useful for all attending, be certain to register only for those Clinical Roundtables that suit your level of implant dentistry experience.

Level 1 – for the practitioner with a new or very early stage implant practice or for general topics understood by all practitioners

Level 2 – for the practitioner with an established implant practice who is competent to handle common implant treatment

Level 3 – the highly experienced and expert practitioner

Thursday, October 21, 2010

1:30 pm – 3:00 pm

RT1: Graftless Solution: Immediate Loading of the Edentulous Patient with Fixed Prosthesis

Edmund Bedrossian, DDS

Level: 2

RT2: Reconstruction of the Severely Atrophic Mandible: Guided vs. Non-Guided Surgery

Peter K. Moy, DMD

Level: 2

4:00 pm – 5:30 pm

RT3: Techniques and Materials for Ridge Preservation and Implant Site Development

Barry Bartee, DDS, MD

Level: 1



RT4: Cone Beam Technology: “It’s Not the Scan, It’s the Plan”

Scott D. Ganz, DMD

Level: 1

Friday, October 22, 2010

1:30 pm – 3:00 pm

RT5: “Tunnel Grafting Procedure” to Gain Mandibular Bone Width

Alfred “Duke” Heller, DDS, MS

Level: 1

RT6: Lateral and Crestal Bone Planing Antrostomy: Dask™ and Implantium™ System in the Treatment of the Posterior Edentulous Maxilla

Jaime Lozada, DDS

Level: 2

RT#7: Extraction and Ridge Preservation versus Extraction and Immediate Implant Placement: A Treatment Plan and Procedural Blueprint

Sonia Leziy, DDS

Level: 2

4:00 pm – 5:30 pm

RT8: What is the “Standard of Care” in Implant Dentistry?

Frank Recker, DDS, JD

Level: 1

RT9: Bone Manipulation and Expansion

O. Hilt Tatum, Jr., DDS

Level: 1

RT10: The Benefits of Trans-Sinus Malar Process Implants as a Minimally Invasive Alternative to Sinus Grafts for the Highly Resorbed Posterior Maxilla

Yvan Fortin, DMD

Level: 3

Saturday, October 23, 2010

8:00 am – 9:30 am

RT11: Applications for Connective Tissue Grafts to Enhance Peri-implant Esthetics

Nicholas Caplanis, DMD, MS

Level: 2

RT12: Understanding the Principles of Esthetics for Implant Restorations

Howard M. Chasolen, DMD

Level: 1

RT13: Laser Treatment of Peri-Implantitis: State of the Art

Robert Convissar, DDS

Level: 2

10:30 am – Noon

RT14: Understanding How Mini Implants Work

Victor Sendax, DDS

Level: 1

RT15: The Most Predictable Approach to the Totally Edentulous and Atrophied Mandible

Leonard Linkow, DDS, DMSc

Level: 1

RT16: Immediate Replacements and Immediate Loading – Fact versus Fiction

Jack Hahn, DDS

Level: 2

NEW TRENDS, TECHNIQUES AND TECHNOLOGIES

These corporate sponsored courses give you the opportunity to learn about the latest innovations in implant dentistry directly from those developing the newest trends, techniques and technology.

Wednesday, October 20, 2010

8:30 am – 9:00 am

Diagnostic and Clinical Advantages of 3D Cone Beam Imaging

Presented through a grant from PreXion, Gold Sponsor

Daniel McEowen, DDS

9:00 am – 9:30 am

A New Paradigm for Implant-Supported Immediate Load Overdentures

Presented through a grant from Dentsply Tulsa Dental Specialties, Platinum Sponsor

David A. Little, DDS

9:30 am – 10:00 am

New Technologies – How They Contribute to Predictable Implant and Prosthetic Success: Planning Successful Cases Using Digitally Guided Surgery and CAD/CAM Prosthetics

Presented through a grant from Nobel Biocare, Diamond Sponsor

Robert Bagoff, DMD

10:30 am – 11:00 am

The Use of Biphasic Calcium Sulfate to Meet Bone Augmentation Challenges

Presented through a grant from MIS Implants Technologies, Inc., Presidential Sponsor

Amos Yahav, DMD

11:00 am – 11:30 am

Bone Grafting for Optimal Therapy: Following Paradigm Shifts in Dentistry

Presented through a grant from Sybron Implant Solutions, Platinum Sponsor

Robert A. Horowitz, DDS

11:30 am – Noon

Immediate Implants after Extraction and Multiple Contiguous Implants in the Anterior Maxilla – How Does Science Affect Clinical Esthetic Procedures?

Presented through a grant from Neodent, Platinum Sponsor

Carlos dos Reis Pereira Araujo, DMD

1:30 pm – 2:00 pm

Lateral and Crestal Bone Planing Antrotomy: Dask™ and Implantium™ System in the Treatment of the Posterior Edentulous Maxilla

Presented through a grant from DentiumUSA, Gold Sponsor

Jaime Lozada, DDS

2:00 pm – 2:30 pm

Technologies – How They Contribute to Predictable Implant and Prosthetic Success: Soft Tissue Esthetics from the 3rd Generation of Bone Level Implants

Presented through a grant from Nobel Biocare, Diamond Sponsor

Jack Krauser, DMD

2:30 pm – 3:00 pm

Redefining “Osseointegration”

Presented through a grant from Intra-Lock, Presidential Sponsor

Thierry M. Giorno, DDS

3:30 pm – 4:00 pm

Factors Associated with Crestal Bone Gain in Single-Tooth Implants

Presented through a grant from Bicon Dental Implants, Gold Sponsor

Rainier A. Urdaneta, DMD

4:00 pm – 4:30 pm

Utilization of Software Designed Patient-specific Abutments for Achieving Optimized Outcomes

Presented through a grant from Astra Tech, Gold Sponsor

Julian Osorio, DMD, MScD

4:30 pm – 5:00 pm

Comprehensive Implant Dentistry Using 3-D Imaging: Reduce Complications, Increase Confidence, Achieve Excellence

Presented through a grant from Imaging Sciences International, Gold Sponsor

John Russo, DDS, MHS

5:00 pm – 5:30 pm

KAT Implants™ – New System, New Possibilities

Presented through a grant from KAT Implants, LLC, Gold Sponsor

Jay Sison, DDS

ALLIED STAFF OPPORTUNITIES

The Allied Staff Program consists of learning opportunities presented exclusively for allied staff – the key members of the dental team. Allied staff are encouraged to attend Main Podium Programs, Hands-on Workshops and Clinical Roundtables as well.

Thursday, October 21, 2010

8:00 am – 10:00 am

Smile Design and Advanced Provisional Fabrication

Mike Malone, DDS



11:00 am – Noon

Implant Practice Growth Management: Consultations, Case Presentation, Financial Arrangements for Prospective Implant Patients
Cindy Rothenberg, RDH

1:30 pm – 3:00 pm

Implant Treatment Planning Coordination (both within office and referring offices)
Cindy Rothenberg, RDH

4:00 – 5:30

Patient Monitoring during Sedation: Sense and Non-Sense
Daniel Becker, DDS

Friday, October 22, 2010

8:00 am – Noon

Capture the Perfect Smile! Digital Photography Techniques for Patient Documentation
Rita Bauer

Saturday, October 23, 2010

8:00 am – Noon

Women's Health Issues – It Is a Quality of Life Issue!
Claude Hughes, MD, PhD

CAMARADERIE AND NETWORKING OPPORTUNITIES

Continental Breakfasts

Start each day of the meeting off on the right foot with a continental breakfast. This is an excellent opportunity to share information with your peers before attending a scientific program. Continental breakfasts are open only to registered attendees. Badges will be required.

Networking/Refreshment Opportunities

Take a break from formal learning to continue discussions with colleagues during the twice-daily refreshment breaks. Examine what is available to the implant dentist at the Implant World Expo in the Exhibit Hall. Enjoy refreshments while sharing information with colleagues and suppliers.

WELCOME RECEPTION Wednesday, October 20, 2010

All registrants and registered guests are invited to attend the Welcome Reception on Wednesday, October 20 from 5:30 pm – 7:00 pm. This is a wonderful opportunity to reconnect with old friends and make new ones from the implant profession in a relaxed atmosphere while enjoying light appetizers and beverages of your choice.

Implant World Expo Lunch Thursday, October 21

No need to look for a restaurant, worrying if you will be finished in time for the start of the afternoon education session. Join your colleagues on Thursday, October 21 from Noon until 1:30 pm in the Exhibit Hall for a FREE lunch and visit with the suppliers who help make your practice successful. Every registrant will receive a ticket for lunch.

District Caucuses Lunch Thursday, October 21

Meet your fellow members who practice in the same geographic area and enjoy a box lunch while discussing AAID business. This event is open to all AAID members – credentialed or general – although, only credentialed members may cast votes. This is an excellent way to become involved in the workings of the Academy and develop new contacts in the profession. Each District will meet in a different room for lunch and conversation on Thursday, October 21 from Noon until 1:30 pm. There is no cost for this event.

Celebration of Credentials Thursday, October 21

Celebrate success in implant dentistry as AAID recognizes members who attained the level of Fellow, Associate Fellow, or ABO/ID Diplomate. Congratulate AAID's newest credentialed members and learn what it takes to join their ranks. This will occur at the close of the Main Podium Presentations on Thursday, October 21. All registered attendees are invited to attend the Implant World Expo Reception in honor of newly credentialed members and Diplomates.

Implant World Expo Reception in Honor of Newly Credentialed Members and Diplomates Thursday, October 21

Join colleagues and suppliers to the implant profession in the exhibit hall during this grand opening of the Implant World Expo. Over 120 suppliers to the implant dentistry profession will be there. Chat with fellow professionals while enjoying hors d'oeuvres and cocktails. This outstanding event is open to all registered guests (badge required) and will be held from 5:30 pm until 7:00 pm on Thursday, October 21. Badges will be required.

Women Dentists' Wine and Cheese Gathering Friday, October 22

Join your colleagues at AAID's Women Dentists' Wine and Cheese Gathering on Friday, October 22 from 6:00 pm until 7:30 pm. This is a wonderful place to talk with members who share similar challenges and opportunities.

President's Celebration Saturday, October 23

You will be impressed and amazed by the entertainment at the President's Celebration. "The Passing Zone" isn't just any juggling act, unless you consider juggling chain saws a commonplace activity. Theirs is a high-octane presentation that is full of big laughs, wild stunts, and, oh yes, did we mention there is hilarious audience participation. Join President and Mrs. Rosenlicht on Saturday evening, October 23 to enjoy an outstanding meal, say a fond farewell to your friends, be amazed by "The Passing Zone," dance a little, and help celebrate AAID and everything you have helped it accomplish. One ticket is included with each dentist's registration (except for student registrations) and additional tickets can be purchased for \$195. ▶

The Best Value in Dental Implant Education



The scientific programs keep the attention of the attendees.

Poster presentations are an excellent way to learn about the latest research in implant dentistry.



Over 120 exhibitors will be present and many offer special AAID discounts.

World-class practitioners and presenters, such as Dr. Carl Misch, are typical of the outstanding faculty at the AAID Annual Meeting.





Academy News



President
Joseph F. Orrico, DDS



President-Elect
James L. Bush, DDS



Vice President
Nicholas Caplanis, DMD, MS



Treasurer
John C. Minichetti, DMD

Slate of Officers

The AAID Nominating Committee presents the following slate of officers for consideration at the Academy's 2010 Annual Business Meeting on Saturday, October 23 in

Boston during the 59th Annual Meeting.
President — **Joseph F. Orrico, DDS** (Automatic succession from President-Elect)
President-Elect — **James L. Bush, DDS**

Vice President — **Nicholas Caplanis, DMD, MS**
Treasurer — **John C. Minichetti, DMD**
Secretary — **John Da Silva, DMD, MPH, ScM**

In accordance with Article IX, Section 12 of AAID's bylaws, members not nominated by the Nominating Committee may be nominated by petition as follows:

- 3) Nothing herein contained shall prevent voting members from nominating a candidate provided that the nomination petition is submitted to the Chairman of the Nominating Committee or that person's designee for posting at least 24 hours in advance of the election.
- 4) A nominee not



Secretary
John Da Silva, DMD, MPH, ScM

announced by the Nominating Committee must include the names of at least twenty voting members on the petition.
5) The Committee shall obtain a disclosure statement from each candidate nominated by the Committee or by petition and provide this information to the voting members. ▀

Upcoming Key AAID Dates

AUGUST

- 1** Deadline for Clinical Research Foundation Grant Applications
- 9-20** Associate Fellow Written Examinations Pearson Vue Testing Centers

OCTOBER

- 20-23** 59th Annual Meeting of AAID Boston, Massachusetts
- 24** Associate Fellow Written Examination Boston, Massachusetts

NOVEMBER

- 20-22** 8th World Congress for Oral Implantology (AAID Global Conference) New Delhi, India


DECEMBER

- 4** Associate Fellow Written Examination Atlanta, Georgia
- 9** Associate Fellow Written Examination Loma Linda, California
- 6-10** Associate Fellow Written Examinations Pearson Vue Testing Centers

FEBRUARY

- 1** Application deadline for April 28 - May 1 Associate Fellow Oral/Case Exam
- 17-18** Bone Grafting Course Henderson, Nevada

Check out www.aaid.com to get the most out of your AAID membership.



**160
CE**

1-YEAR FELLOWSHIP PROGRAM IN IMPLANT DENTISTRY

California Implant Institute offers 1 - year comprehensive fellowship program in implant dentistry. This program is made of 4 sessions (Five days each) designed to provide dentists with practical information that is immediately useful to them, their staff and their patients. The four sessions combined, offer over 160 hours of lectures, laboratory sessions and LIVE surgical demonstrations. Whether you're just starting out, or looking to enhance your existing surgical and prosthetic implant skills, our fellowship program is exactly what you're looking for.



Sessions:

Session I April 21-25 2010
October 13-17 2010
June 19-23 2011
April 15-19 2011
October 20-24 2011

Session III June 23-27 2010
June 22-26 2011

Session II May 19-23 2010
Feb 28-27 2011
May 18-22 2011

Session IV September 22-26 2010
July 26-30 2011

15-Day Continuous International Fellowship

In this program our 20-day fellowship is condensed into 15 day continuous program for international doctors; however, U.S. doctors are also welcome to register for this program if desired.

August 9-23 2010 August 9-23 2011

Speakers



Louie Al-Faraje
DDS, DABOI



James Rutkowski
DMD, PhD, DABOI



Suhel Boutros
DDS, Periodontist



Freida Brookshire
DDS, Prosthodontist



Christopher Church
MD, ENT



Sally McKenzie
Practice Management

Over the years, I've had the good fortune to attend implant-related CE courses given by some of the most gifted implant experts of our time. In that group of world-class mentors, I include Dr. Louie Al Faraje, who demonstrates a comprehensive knowledge of the didactic elements, yet focuses on the practical aspects of implantology, giving us information we need to help in making daily clinical decisions. He provides a top-quality venue, excellent organization of materials, and a refreshing humility, which encourages attendees to ask questions, and gives them the confidence to extend the range of services they offer to their patients.
Dr Michael R. Clark, Periodontist, San Diego, CA

I would like to simply say: "Well thought, well organized, well managed, well presented, well taught, and finally well done Louie for your superb performance. The whole curriculum using high-tech equipments and materials including: given binders and handouts, related articles, live surgeries, hands-on section of the course, and visual supplements were flawless. You went above and beyond to make sure that everyone learns and take home something and start applying it, by encouraging them continuously."
Malekshah Oskoui, DMD, MScD Endodontist, Los Angeles, CA



CALIFORNIA
IMPLANT
INSTITUTE



Limited Class Size
REGISTER TODAY !

12 month 0 down no interest financing available

1.858.496.0574
www.implanteducation.net



AAID News

Wesley Halpert, DDS, passes away



Wesley Halpert, DDS, a past president of the American Academy of Implant Dentistry, passed away on May 16, 2010, at the age of 88. Dr. Halpert was an Honored Fellow of the AAID and a Diplomate of the ABO/ID. He also served as chair of the Admissions and Credentials Board of the AAID. Dr. Halpert was a former professor at Columbia College of Dentistry and a Fellow of the International College of Dentists. The AAID Research Foundation has also been notified that Dr. Halpert remembered the AAID with a bequest in his will.

President's Message

continued from page 3

Complications, Confidence, Comfort will allow all our members and others interested in implant dentistry to learn about different levels of treatments. In addition to Main Podium Presentations, this year we offer opportunities to learn through hands-on workshops and intimate clinical roundtables. We also will have an outstanding two-day program for Allied Staff. There is something available to suit everyone's individual needs and learning style. And Boston is a great venue for fun. Make sure you're at this meeting October 20 – 23. Let a colleague – whether a

member of the Academy or not — know about this meeting.

We have a very talented and dedicated staff along with wonderful officers, trustees and committee chairmen and members. I want to thank them all for their hard work and efforts on behalf of the Academy.

We always have a need to see new faces. Becoming active in these committees and at the District level is a great way to help the organization as well as a great way to develop professional relationships. Let your Trustee or District Officer know of your interest.

Have a great summer, and I look forward to seeing you in Boston. ▀

<h3>Wear at the Meeting</h3>	<ul style="list-style-type: none"> • Golf shirts • Dress shirts • Lapel pin 		<h2>Order Today</h2> <p>https://glsgroupinc.com/aaid/ by phone: 800-955-9435</p>
	<h3>Wear at the Office</h3>	<ul style="list-style-type: none"> • Scrubs • Lab Coat • Name Tag 	
<h3>Use at Your Office</h3>	<ul style="list-style-type: none"> • Business Card Holder • Desk Clock • Appointment Magnet 		<h3>Skip the shipping costs!</h3>
			<p>Place your order by 9/20/2010 and pick up items at the AAID Annual Meeting in Boston, MA for free.</p>



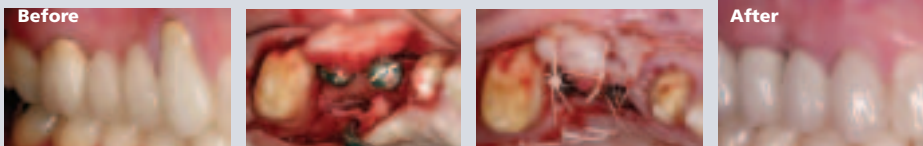
Sonick Seminars 2010-2012

Powerful & Thought-Provoking Continuing Education Courses

Implant & Periodontal Plastic Surgery in the Esthetic Zone

September 23-24, 2010

September 22-23, 2011



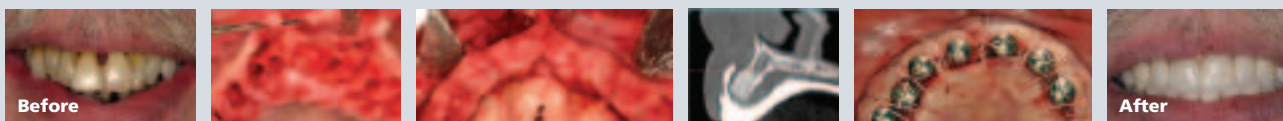
Course Offerings

- Constituents of an ideal smile
- Smile design
- Implant esthetics and surgical techniques
- Gingival esthetics and surgical techniques

Bone Regeneration for Ideal Implant Placement

April 14-15, 2011

April 12-13, 2012



Course Offerings

- When to bone graft
- Treatment sequencing
- Graft options
- Best materials to use
- State-of-the-art surgical technology
- Management of complications & failures

Course Overview

Dr. Michael Sonick is committed to offering the most powerful and thought-provoking continuing education courses to dentists as well as adjunct dental team members. Held at our state-of-the-art facility, Sonick Seminars includes two of the must-know procedures today: esthetic reconstruction with implants and plastic surgery as well as major and minor bone regeneration. We also provide a very unique "over-the-shoulder" experience, which allows the participant to shadow Dr. Sonick intimately, from clinical care to case presentation to practice management.

For more information go to:

www.sonickseminars.com

The Sonick Seminars Teaching Center

1047 Old Post Road, Fairfield, CT 06824

Voice: 203.254.2006 email: carole@sonickdmd.com



Interview

John Da Silva, DMD, MPH, ScM

Interviewed by Editor of AAID News, David Hochberg, DDS

DR. HOCHBERG: Tell us how you ended up in academics and research.

DR. DA SILVA: During my fifth year at Harvard Dental School, I chose to pursue an additional degree at the Harvard School of Public Health and received a Masters in Public Health. During that year I had an opportunity to practice in the evenings and on Saturdays, which gave me a better sense of what my skills were and the things I wanted to learn more about. Toward the end of

that year, I decided to apply to a graduate program in prosthodontics. At the same time, Harvard began a graduate program in implant dentistry that was going to be a six-year combined prosthodontics and implant dentistry program.

I had a pretty good understanding of dental implants in terms of what we learned as pre-doctoral students, so I was excited as I felt like this was the future of dentistry at the time. I decided to join the program in the combined prosthodontic and implant

dentistry program. That was really the beginning of my interest in implant dentistry.

Toward the end of my implant program, I entered a geriatric dentistry fellowship through the Harvard Medical School, and became the dentist for a local nursing home. At the same time I was able to do some research and complete a second masters degree at the School of Public Health. At the end of that program several faculty approached me to stay at Harvard, and I became a full-time

member of the faculty in the Department of Dental Care Administration, now the Department of Oral Health Policy and Epidemiology. I was involved in clinical care and research, and learned more about healthcare delivery and the structure of that component in dentistry. Coincidentally, the dental school decided to open a full-fledged faculty practice, and I was part of that provider group as well.

Harvard is a little bit different than most dental schools in that we don't spend all of our time teaching, just doing research, or providing patient care. We have a mix of all three components, and the clinical faculty is required to practice in the faculty practice as well as manage other responsibilities.

DR. HOCHBERG: Share with the membership a little bit about the research that you and/or your students are involved with and the direction that Harvard is going with these projects.

DR. DA SILVA: I got involved early on with research on substance



Dr. Da Silva (right) and Bobby Sanford at Australia's Great Barrier Reef.

abuse and making students more aware of the prevalence of both patients and other professionals that were substance users or abusers. I also have spent a fair amount of time looking at ways to make sure that students — when they're learning to become dentists — learn more about the important role that a dentist can play in addressing substance use both with their peers and patients. We worked with the guidance counselors in the local high schools in Boston to help them understand ways that they could interview

kids and learn more about their habits with tobacco and drugs.

I wrote and edited a book called The Oxford American Handbook of Clinical Dentistry. It covers a little bit of everything in dentistry and is one of the texts that are bibles for folks that are dental students or in general practice residency programs.

That's one side of me. The other side has to do with clinical research involving color science and looking at more disciplined ways to measure and assess tooth color. Using computers

and spectrophotometers to match tooth color has been an area of interest for me. My colleague, Dr. Shigemi Nagai, and I have worked on developing a spectrophotometer dedicated to dentistry that takes both pictures and acquires spectrophotometric data so that you can actually measure and match a single central incisor crown with this device in terms of color, form and character. We're working with labs to develop ways of creating and reproducing ceramics that are very accurate.

One of the things we

studied using the spectrophotometer was to look at the influence of a dental implant in bone on the appearance of the soft tissue overlying the implant; how it changes the soft tissue making it appear more gray than it would be if there were no dental implant present.

Over the past year and a half I have been working with a small group on converting our institution to electronic health records so that we have the ability to access information about all of our patients to answer

see Interview p. 26

Pikos Implant Institute

Dr. Michael A. Pikos has provided continuing education courses for 20 years with over 2300 alumni from all 50 states and 32 countries, and is internationally recognized as a leader in implant surgery.

- CT Diagnosis and Treatment Planning With Interactive CT Software
October 21-23, 2010
- Contemporary Soft Tissue Grafting For Implant Reconstruction
September 16-18, 2010
- Advanced Bone Grafting I
October 7-9, 2010
- Advanced Bone Grafting II
November 4-6, 2010

www.PikosInstitute.com 727-781-0491

"For the dental surgeon who respects the restorative principles of Damon, Pankey, Spear, and Kois, and the surgical principles of Marx, Allen, and Mishel... this course is a gem. The pursuit of dental implant surgical excellence is thriving at the Pikos Implant Institute."

Dr. Neil Sullivan, OMS, Annapolis, MD



AAID News

Interview

continued from page 25

research questions in the long term.

From the dental implant side, my primary role is actually teaching dental implant treatment and care and treatment planning. I still spend a fair amount of time treating patients. I usually see between 35 to 50 patients a week. I have an active and thriving practice as a member of the Harvard Dental Center group practice.

On the educational/teaching side I am involved in policy and administration. I spent a lot of time on administration of the graduate programs as Director of Advanced Graduate Education. I had oversight over all the specialty pro-

grams at the school, and we have all of the accredited specialties as well as the less traditional type of programs such as implant dentistry, bioinformatics and oral medicine.

I have many roles and wear many hats in the medical school as well. I'm the medical director of the clinical practice. I manage patient care issues that come to me or need atten-

tion in terms of either less optimal outcomes, or questions about the next step or more appropriate ways of handling cases.


I am now the interim Head of Department of Restorative Dentistry and Biomaterials Sciences. We run three advanced graduate clinical programs; one in Implant Dentistry, one in Prosthodontics, and one in Endodontics. We have about 30 graduate students in our department who are enrolled in those programs; 85 to 90 part-time faculty and about 15 full-time faculty are members of the department. It's the largest department in the dental school, and we're responsible for about 85 percent of the clinical teaching in the pre-doctoral DMD program.

see Interview p. 28



Bobby Sanford, long-time friend Fia, and Dr. Da Silva in Iceland.

Educate your patients about dental implants



The Academy has a very informative and easy-to-understand patient education brochure available for your patients. To order this brochure, send an e-mail to maria@aaid.com or use this order form and fax or mail it with payment information. Fax: 312-335-9090

Patient Information Brochures

Member:	_____ \$50.00 per 100	or	_____ \$90 per 200
Non-Member:	_____ \$70.00 per 100	or	_____ \$120 per 200
(plus \$10 shipping and handling)			
_____ Total Order			

Payment method:

___ Check made payable to AAID in US dollars and drawn on a US bank.

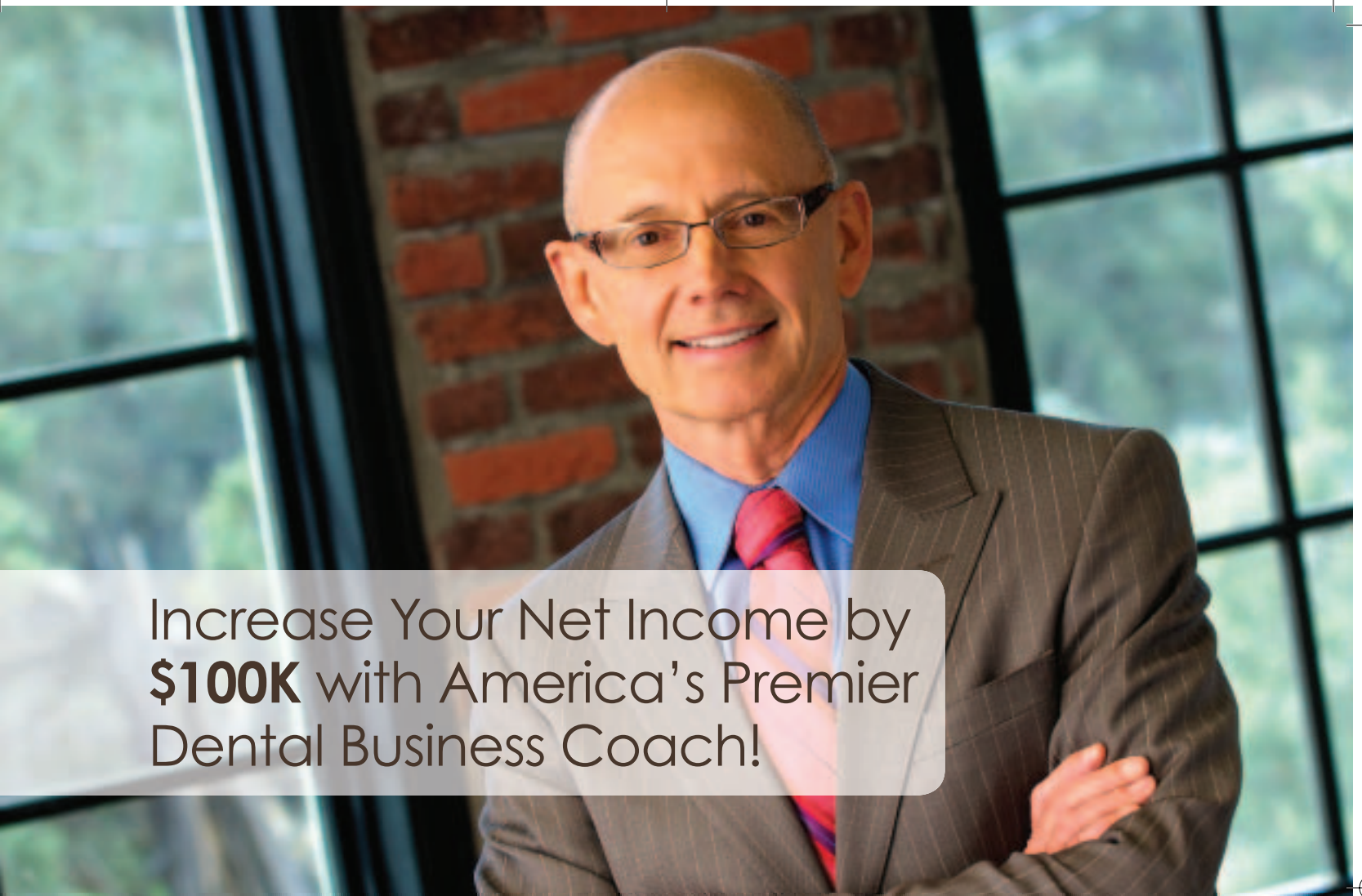
___ Charge my credit card: American Express Discover MasterCard Visa

Account # _____ Exp. _____

Cardholder's name _____

Signature _____

please print or type



Increase Your Net Income by
\$100K with America's Premier
 Dental Business Coach!

Introducing Blatchford In A Box!

Visit www.blatchfordinabox.com today and be the first to find the **secrets** of the Blatchford Solutions Coaching Program! Blatchford In A Box is a **unique concept for Doctors and Teams** who want to experience Dr. Bill Blatchford's Program of 55% overhead, 6-8 weeks time off with pay **and more!**

Take advantage of **Dr. Blatchford's experience** working with over 2,600 dental practices and use this **wisdom and shared knowledge** to your advantage. Known for his integrity, straight shooting, and focused approach, Dr. Blatchford has helped many dental practices **increase their net by at least \$100K.**

These Blatchford materials have never been available in this format or at this price. Blatchford In A Box six-lesson program includes four ways to learn: 6 DVDs, 6 CDs, 1 Notebook, 1 Pre-loaded iPod, & the Blatchford books - *Playing Your 'A' Game* & *BLUEPRINTS*.

Dr. Blatchford spills his knowledge & passion on:

- creating strong **leadership** and **vision**
- moving from staff of individuals to **"on-fire" team**
- becoming much more **profitable** and **efficient**
- establishing **strong systems** like block booking
- **marketing techniques** that work for you
- **mastering sales skills** which produce big returns!

Pre-Order Today!
 888.977.4600
blatchfordinabox.com

What are you waiting for? Put the power of Dr. Bill Blatchford at your fingertips with this amazing box set. But you must **act quickly**, because the **pre-sale rate of \$1,595 is only available until 9/15/10** (after 9/15/10 full price will be \$1,995). Pre-order Blatchford In A Box today and save! www.blatchfordinabox.com

BLATCHFORD SOLUTIONS
 Custom Coaching Program for the Dental Profession

To learn more about this incredible box set visit:
www.blatchfordinabox.com



Interview

continued from page 26

DR. HOCHBERG: Please share with us a little bit about the Harvard undergraduate experience, the pre-doctoral experience of dental implants and the stand-alone certificate program for implant dentistry?

DR. DA SILVA: Implant Dentistry, in our curriculum, is a fully integrated component of the predoctoral education. So everything is interwoven. Its major restorative

block has some perio, some bone biology, a little bit of everything integrated throughout the predoctoral curriculum. The curriculum progresses from understanding basic physiology and histology, to understanding general pathology as well as that found within the oral cavity, and the pathology that's associated with the dentition versus the soft tissue, versus bone. So as they progress through their education predoctoral students learn more and more about the ways that we can diagnose and treat different conditions of the oral cavity. Implant

Dentistry is really part of the continuum of what we expect the general dentist to know today, know about the physiology and histology behind the implant placement, dealing with implant and bone, and the surgical process of placing implants. They learn about the restorative process as well so that the students are able to restore and place dental implants in the predoctoral program.

What we have done is set up a system in which a predoctoral student teams up with a graduate student and an instructor. So we limit the types of cases the undergrad-

uates can place and restore based on the level of case complexity. We avoid having them get into treatments that are potentially too difficult for them to manage. They are welcome to maintain involvement through a team approach in those cases that would otherwise be too difficult for them.

We have graduate students placing implants in the perio program, in the prosth program, the implant program, as well as the oral surgery program.

Our graduate program in implant dentistry is for individuals that have

see Interview p. 30

Peace of mind and security. Now more than ever.



Treloar & Heisel, Inc.

Professional Association Insurance Administrators

Disability Income Plan • Business Overhead Expense Insurance •
Disability Buy/Sell • Life Insurance • Long-Term Care Insurance •
Professional Liability* • Business Owners Coverage* • Auto/Home

**Not available in all states*



1-800-345-6040 • www.th-online.net

Professionals *rely on* Professionals



Implant Direct™

simply smarter.

Implant Direct Int'l
 8840 W. Russell Road #210,
 Las Vegas, NV 89148
 Manufacturing/Sales: 1-818-444-3333
 www.implantdirect.com



"Order Online for High Quality Products at Factory-Direct Prices"

Gerald Niznick, DMD, MSD, Founder and President of Implant Direct

Legacy™3 All-in-1 Packaging

INCLUDES: Cover Screw, Healing Collar, Transfer and Straight Preparable Abutment. Surgically and Prosthetically Compatible with

Zimmer's Tapered Screw-Vent®

Legacy3 USA price = \$175

*Tapered Screw-Vent USA price = \$584

* Includes similar components provided with Legacy3 Implant



Three Implant Designs and Packaging Options
Original Conical Connection (GNiznick US Pat.#4,960,381)
 Implants include Cover Screw and Healing Collar


Select Implant based on Price, Packaging and Thread Design

Legacy1: \$125 Original "V" Thread with Plastic Carrier


Legacy2: \$150 includes Temporary Abutment/Transfer

Legacy3: \$175 includes Preparable Abutment/Transfer

Legacy1
 Standard "V" Threads
 Matches Screw-Vent



Legacy2
 Spiral Threads
 for Increased Stability



Legacy3
 Buttress Threads
 for Increased Surface



Prosthetic compatibility with Screw-Vent, BioHorizons® and MIS Implants

INTRODUCTORY LEGACY OFFER
 Try a 13mmL Legacy1, Legacy2 and Legacy3 implant at no charge with purchase of required instruments

US List Price for 3 Implants, Abutments and Prosthetic Components
Legacy = \$528
Zimmer Dental = \$1797

3.3mm Legacy1, 3.3mm Legacy2, 4.3mm Legacy3, *Straight Snap-On and T-Connector Measured with Plastic Carrier

FREE Introductory Offers at
www.implantdirect.com
 Terms and Conditions Apply

Compare US List Price	Straight Contoured	HLA Abutment	15° Angled Contoured	Straight Snap-On	Gold/Plastic	Titanium Temporary Abutment	Plastic Temporary Abutment	Ball Attachment	Overdenture Attachment	Multiple-Unit w / Cap & Transfer	Multiple-Unit Straight	Multiple-Unit Angled
Implant Direct	\$85	\$75	\$85	\$85	\$100	\$35	\$35	\$107	\$110	\$85	\$100	
Zimmer Dental	\$158	\$152	\$179	\$203	\$180	\$45	\$52	\$168	\$118	\$167	N/A	
Cost Savings	46%	51%	53%	58%	44%	22%	33%	36%	7%	49%	N/A	

List prices as of April 2010

Screw-Vent® is a registered trademark of Zimmer Dental



Interview

continued from page 28

already completed another graduate program in pros or perio or have been in practice for a while and want to come back and learn about implants on a full time basis, or they've gone to a GPR program and want to come and learn about dental implants.

I think our plus is that we want to bring people in that already have some facility with patients, can manage patients on a interpersonal level and already have some facility for treatment planning. They're

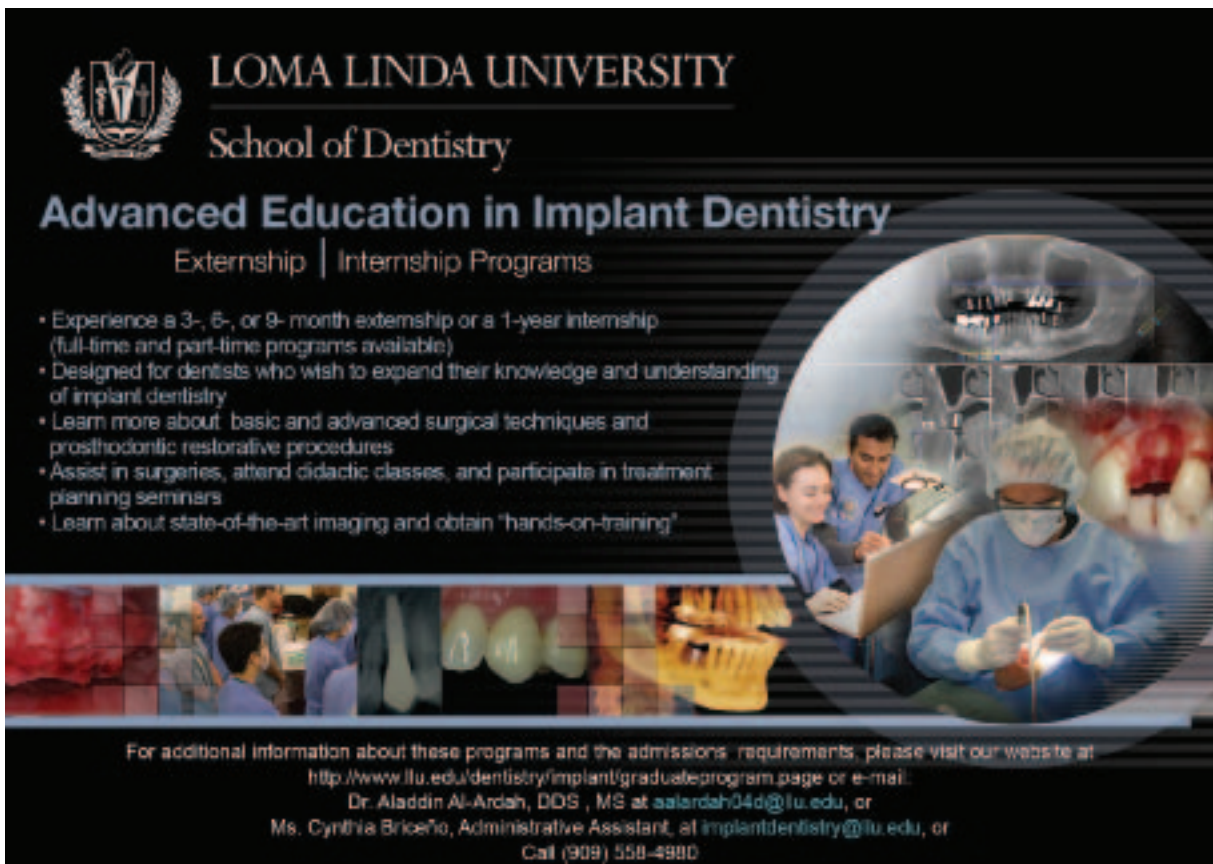
going to be more focused on actually surgically placing implants or restoring implants. We also want them to be involved in research. We have several projects going on in the implant program. They work on with director Dr. German Gallucci, or other individuals depending on what their interests.

DR. HOCHBERG: Dr. Da Silva do you have any closing comments?

DR. DA SILVA: I think it's important for the Academy members to understand that dental

schools are really their connection to their profession. Part of what really makes dentistry a profession is that we have a lot of ongoing research and clinical investigation leading to innovations, new treatment and discovery that move the field forward. There is also the potential for the practicing dentist to participate in dental education and to be a volunteer at a dental school, to participate in treatment planning with students and understand how they might use dental implants in practice. Part-time volunteers give students a broader perspec-

tive than they might receive from their faculty alone. I think a lot of dental schools, like ours, rely heavily on part-time professionals to come in to spend time with students, both graduates and pre-doctoral students, helping students find their way through the clinical cases to treat patients that have real world problems. I don't think dental education is as far removed from the practice of dentistry as some might think. I believe there's a lot more potential for the practicing dentist to come in and be part of educating future dentists. ▀



LOMA LINDA UNIVERSITY
School of Dentistry

Advanced Education in Implant Dentistry
Externship | Internship Programs

- Experience a 3-, 6-, or 9-month externship or a 1-year internship (full-time and part-time programs available)
- Designed for dentists who wish to expand their knowledge and understanding of implant dentistry
- Learn more about basic and advanced surgical techniques and prosthodontic restorative procedures
- Assist in surgeries, attend didactic classes, and participate in treatment planning seminars
- Learn about state-of-the-art imaging and obtain "hands-on-training"

For additional information about these programs and the admissions requirements, please visit our website at <http://www llu.edu/dentistry/implant/graduateprogram.page> or e-mail: Dr. Aladdin Al-Ardah, DDS, MS at aalardah04d@llu.edu, or Ms. Cynthia Briceño, Administrative Assistant, at implantdentistry@llu.edu, or Call (909) 558-4980

Connecticut Dental Implant Institute

Dr. Joel L. Rosenlicht, Director



24th ANNUAL SKI SYMPOSIUM

March 7-11, 2011

Aspen ♦ Colorado

Join us for an incredible week of skiing and learning!

The 2011 Ski Symposium theme is: **"Mastering The Moguls Of Dentistry"**

Come join us at the Limelight Lodge in breathtaking Aspen Colorado!

For all specialties of dentistry, topics will focus on cutting edge technology including:

- ♦ **ELECTRONIC MEDICAL RECORD** ♦ **CT CONE BEAM** ♦ **CASE PLANNING**
- ♦ **DENTAL IMPLANTS** ♦ **BONE GRAFTING** ♦ **...AND MORE!!!**

Come see why our attendees come back year after year!

AWESOME LOCATION ♦ **EXCELLENT SPEAKERS** ♦ **WORTH 23 CE HOURS**

SIGN UP NOW AND \$AVE!

Mention Ad Code: **AAID**

Receive A **\$100** Off Your Tuition!

Registration & Lecture Details Contact:

Melissa G. Mazzola
(860) 649-2272
melissa@jawfixers.com

Travel & Hotel Reservations Contact:

Lee Ann Close
(877) 727-8883
lclose@ski.com



Limelight Lodge
Aspen, Colorado

Register Online At:

www.JawFixers.com

AAID News

Southern District meeting attendees caught the wave of success

Over 130 doctors and staff caught the wave of success at AAID's Southern District meeting held in

June at idyllic Jekyll Island, Georgia. Credentialed members shared marketing and case

management tips with the attendees. Cindy Rothenberg, an expert in implant marketing, pro-

viding a full day of instruction on how to build and sustain a successful implant practice. **D**



Jekyll Island Resort provided a relaxed atmosphere for attendees.



Tammie Hacker, Dr. Olivia Palmer and Sara May of the AAID Staff enjoyed themselves at AAID's Southern District Meeting.



Dr. Stephen Swallow (left) along with Dr. and Mrs. Tim Hacker enjoyed the grounds surrounding Jekyll Island Resort.



The Southern District Meeting encouraged camaraderie among those in attendance.

CYTOPLAST[®] RTM COLLAGEN

"...I am impressed with its *handling*, but most importantly, I am impressed with its *results*."

Jerald N. Rosenberg, DMD, Periodontist

► **Optimized flexibility:**
Cytoplast[®] RTM Collagen is stiff enough for *easy placement*, yet *easily drapes* over the ridge when hydrated.



► **Special Offer:** Order by July 30th to receive **\$25 OFF EACH BOX** of RTM Collagen. Mention Offer Code **AA0510**

Bonus: First 10 orders receive **FREE 2ND DAY SHIPPING.**

OSTEOGENICS
BIOMEDICAL

▼ **Special July Pricing!**

Shown actual size | Resorption profile: 26 - 38 weeks

15 x 20 mm



\$165 **\$140**
PER BOX

2 membranes/box

20 x 30 mm



\$200 **\$175**
PER BOX

2 membranes/box

20 x 40 mm



\$270 **\$245**
PER BOX

2 membranes/box

100% Satisfaction Guarantee!

If you are not completely satisfied with our products, you will receive an exchange, replacement, or refund.

To Order, Call Toll-Free **1.888.796.1923**
or Order Online at **www.osteogenics.com**

Online ordering for US residents only



AAID 2010 Bylaws Committee Report

PROPOSED AMENDMENT TO ARTICLE IV - DUES

Proposed Amendment: Amend Article IV – Dues, Assessments and Fees to allow the Board of Trustees to determine the level of dues for credentialed members outside the US and Canada.

Rationale: Because many of AAID's activities are national in scope – specifically our successful legal efforts – members from some countries feel that they are not receiving the same benefits from their membership as US and Canadian members. In addition, those members feel that a \$600 annual fee is a substantial expense that is, perhaps, beyond their means.

Currently, the AAID Board of Trustees sets dues levels for all General Members. International General Members from a small number of countries pay reduced dues. However, we do not currently offer a discount to international Credentialed Members.

While the majority of international Credentialed Members would still pay the \$600 dues, the Board would be able to consider a different dues level where appropriate. This change would also allow for international Credentialed Members' dues to be considered in the same way as

international General Members' dues.

ORIGINAL BYLAW ARTICLE IV - DUES, ASSESSMENTS, AND FEES

Section 1. Dues. The following provisions apply to the payment of dues by the different classes of Academy membership.

A) **Fellows.** Fellows' annual dues shall be \$600.00, which include publication fees and regional district dues as determined by the Board of Trustees.

B) **Associate Fellows.** Associate Fellows' annual dues shall be \$600.00, which include publication fees and regional district dues as determined by the Board of Trustees.

AS AMENDED (new language is underlined and italicized)

ARTICLE IV - DUES, ASSESSMENTS, AND FEES

Section 1. Dues. The following provisions apply to the payment of dues by the different classes of Academy membership.

A) **Fellows.** Fellows' annual dues shall be \$600.00, except *Fellows outside the US and Canada whose dues shall be established by the Board of Trustees.* Dues include publication fees and regional district dues

as determined by the Board of Trustees.

B) **Associate Fellows.** Associate Fellows' annual dues shall be \$600.00, except *Associate Fellows outside the US and Canada whose dues shall be established by the Board of Trustees.* Dues include publication fees and regional district dues as determined by the Board of Trustees.

PROPOSED AMENDMENT TO ARTICLE IX - COMMITTEES

Proposed Amendment: Amend Article IX – Committees to include identifying the *Journal of Oral Implantology* as an official AAID publication.

Rationale: In order to meet requirements established by the United States Postal Service, AAID needs verification in the Bylaws that the *Journal of Oral Implantology (JOI)* is an official publication of AAID. This Bylaw change would provide that verification.

ORIGINAL BYLAW ARTICLE IX - COMMITTEES

Section 13. Publications Committee. In addition to assisting the Editor in Chief in the discharge of this person's official duties, the Publications Committee

shall have overall responsibility for the content and format of all Academy official publications and literature, and shall ensure that these materials reflect the policies and professional and ethical standards of the Academy.

AS AMENDED (new language is underlined and italicized)

ARTICLE IX - COMMITTEES

Section 13. Publications Committee. In addition to assisting the Editor in Chief of the *Journal of Oral Implantology (JOI)*, an official AAID publication, in the discharge of this person's official duties, the Publications Committee shall have overall responsibility for the content and format of all Academy official publications and literature, and shall ensure that these materials reflect the policies and professional and ethical standards of the Academy.

Members of the AAID Bylaws Committee included Drs. Joe Orrico; Chairman, Jay Elliott, David Gimer, Jaime Lozada, and Brian Jackson.

Voting will take place on Saturday, October 23, 2010, in Boston, during the Annual Business Meeting from 2:00 pm until 4:00 pm. ▀

NEW

OSTEOTAPE®

OSTEOGEN® WITH COLLAGEN RESORBABLE BONE GRAFT MATRIX

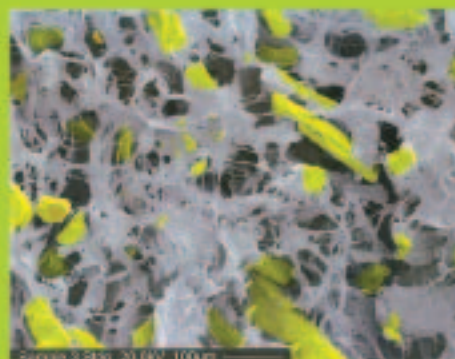
A BREAKTHROUGH IN INNOVATIVE PREFORMED POROUS BONE GRAFT TECHNOLOGY FOR SUCCESSFUL BONE RECONSTRUCTION



FAST AND EFFECTIVE DELIVERY SOLUTIONS FOR PERIODONTAL AND MAXILLOFACIAL SURGERY

- REPAIR INFRABONY DEFECTS OR IMPLANTS
- RIDGE PRESERVATION
- SINUS AUGMENTATION
- BUCCAL ONLAY GRAFTING
- GBR TECHNIQUES
- TOOTH EXTRACTIONS

NON-PYROGENIC




NON-CERAMIC
RADIOLUCENT DAY OF SURGERY
NEW BONE SHOWS RADIOPAQUE

USE MEDULLARY BLOOD
TO BUILD BETTER BONE

SIMULATES NATURAL COLLAGEN
MATRIX AND POROUS MINERAL
STRUCTURE OF HUMAN BONE

INTRODUCTORY DISCOUNT OFFERS AVAILABLE

- POROUS PREFORMED BONE GRAFT SHAPES ENHANCE BLOOD AND CELL ANGIOGENIC INFILTRATION*
- CUT AND DELIVER DRY TO SURGERIZED SITE FOR BETTER ADAPTABILITY AND CONTROL



*Wang H. Bone 1996;19:395-375. Basso D, et al. Int J Periodontol Restorative Dent. 1995;15:10-99. Sakthi MS, et al. Bone. 1985;6:377-379. Vignolo D. Dentistry Today. 2007;26:124-127.

4-week animal histology
Peter Preberg

A VARIETY OF 15 BIOLOGIC AND SYNTHETIC BONE GRAFT AND MEMBRANE SOLUTIONS

IMPLADENT LTD.

800 526-9343

FAX 718 464-9620



Continuing Education Bite

AAID MaxiCourses®

23rd Annual MCG/AAID MaxiCourse®

"Comprehensive Training Program in Implant Dentistry"

Monthly March through December

Contact: Lynn Thigpen

Phone: 800-221-6437 or 706-721-3967

E-mail: lbthigpen@mcg.edu

Web site: www.mcg.edu/ce

OAGD/AAID MaxiCourse® 2009

Oregon Academy of General Dentistry

OHSU School of Dentistry

September 2009 – June 2010

1 weekend per month

Contact: Bernie Taylor

Phone: 503-228-6266

E-mail: oagd@teleport.com

Web site: www.oragd.org

Loma Linda University/AAID MaxiCourse®

Loma Linda, California

Monthly March through December

Continuing Dental Education

11245 Anderson St.; Suite 120

Loma Linda, CA 92354

www.llu.edu/assets/dentistry/documents/cde/maxicourse2010.pdf

6th Annual MaxiCourse® Asia

October 2009 – August 2010

One week bi-monthly

Abu Dhabi, United Arab Emirates; New Dehli,

India; Penang, Malaysia

Contact: Dr. Shankar Iyer

E-mail: drsiyer@aol.com

Web site: www.aaid-india.org

Korea MaxiCourse®

Monthly March through December

Contact: Dr. Jaehyun Shim

E-mail: dental-care@hanmail.net

Web site: www.kdi-aaid.com

Puerto Rico MaxiCourse®

Ten sessions from September through June

Contact: Miriam Montes, Program Coordinator

Phone: 727-642-2708

E-mail: mimontesmock@yahoo.com

Web site: www.theadii.com

Howard University MaxiCourse®

September through June

Contact: Sheba Tart

Phone: 202-806-0349

E-mail: implantdds@gmail.com

Web site: creativesmileinstitute.com/

Implantsurgery.aspx

Toronto Implant Maxicourse®

September 2009 – June 2010

Ten 3-day weekends

Toronto, Ontario, Canada and Aurora, Ontario, Canada

Phone: 905-235-1006

Contact: Ti-Max Education Inc.

E-mail: info@ti-maxicourse.ca

Web site: www.ti-maxicourse.ca

University of Nevada Las Vegas MaxiCourse®

Contact: Francis Jones, DDS, MBA, PhD
(Cand)

Phone: 702-774-2683

E-mail: Frank.Jones@unlv.edu

University of Medicine and Dentistry of New Jersey, New Jersey Dental School

Contact: Janice Gibbs-Reed

Phone: 973-972-6561

E-mail: gibbs@umdnj.edu

Escuela Superior de Implantologia de Barcelona

Contact: Sergia Cacciaccane Entrerios, DDS

Phone: +34-93-2444089

E-mail: dr.cacciaccane@terra.es

Vancouver, British Columbia MaxiCourse®

Contact: Nicole Wardstrom, CDA

Telephone: 604 – 531-3344

Email: nicole@implantconnection.ca

Courses presented by AAID credentialed members*

U.S. Locations

Basic and Advanced Implant Mini- Residency in Surgery & Pros. and Live Surgery Weekend

Zimmer Dental Training Course

John C. Minichetti, DMD

Contact: Lisa McCabe

Phone: 201-871-3555

Web site: www.inglewooddental.com

Connecticut Dental Implant Institute

Joel L. Rosenlicht, DMD, Director

* Advanced Bone Grafting

* Basic Implant Dentistry

* Advanced Implant Dentistry

All courses feature live surgeries and hands-on

model workshops Venue: Rosenlicht Oral &

Facial Surgery Center, Manchester, CT

Contact: Melissa Mazzola

Phone: (860) 649-2272

E-mail: Melissa@jawfixers.com

Web site: www.JawFixers.com

Fixed Removable Implant Treatment

Carol Phillips, DDS

Contact: Melissa Martin

Phone: 800-549-5000

Hands-on Training Institute

Dr. Ken Hebel

Hands On Implant Training –

Prosthetics, Surgery and Bone Grafting

Contact: Kerri Jackson

Phone: 888-806-4442 or

519-439-5999

E-mail: info@handsontraining.com

Web site: www.handsontraining.com

Programs held throughout the year in Canada, New Jersey, California and Texas

Linkow Advanced Implant Courses Online

Contact: Cecilia Serbanescu

Fax: 201-592-0798

E-mail: implants@linkow.com

Web site: www.linkow.com

Midwest Implant Institute Externship – Bring Your Own Patients

Drs. Duke & Robert Heller

Contact: 614-885-1215

E-mail: dukeheller@copper.net

Web site: www.midwestimplantinstitute.com

One-Year Fellowship Residency in Implant Dentistry Featuring Hands on Workshops & Live Surgeries (160 CE)

Louie Al-Faraje, DDS

Location: San Diego, CA

Phone: 858-496-0574

E-mail: info@implanteducation.net

Web site: www.implanteducation.net

Pathway Learning Series Swiss Implants, Inc.

Carol L. Phillips, DDS, Director

84 CE Units – Six 2-Day Workshops

Contact: Julie Hansen

Phone: 805-781-8700

Pikos Implant Institute

Michael A. Pikos, DDS

CT Diagnosis and Treatment Planning

Contemporary Soft Tissue Grafting

Advanced Bone Grafting

Advanced Bone Grafting II

Contact: Alison Thiede

Phone: 727-781-0491

E-mail: learn@PikosInstitute.com

Sendax Mini-Implant Seminars & MDI Mini Residencies

Basics and Advance MDI Training: Fixed & Removable & Hybrids Seminar: Full Day Program with live surgery & hands-on!

Contact: Cheryl Reed
 Phone: 800-879-9799 Ext. 128
 Fax: 212-249-2795
 E-mail: vis@sendax-minidentimpl.com
 Web site: www.sendax-minidentimpl.com

Tatum Institute International A Hands-on Learning Series Emphasizing the "Hilt Tatum" Philosophy

Contact: Rebekah Register
 Phone: 727-459-4910
 Toll free: 888-360-5550
 E-mail: tatumimplants@verizon.net

Outside U.S. Locations

Beirut Implant Dentistry Center

CE Courses Survey of Surgical and Prosthetic Implant Care
 Drs. Jihad Abdallah & Andre Assaf
 Contact: Mahia Cheblac
 Phone: +961 1 747650 or +961 1 747651
 Fax: +961 1 747652
 E-mail: beirutidc@hotmail.com

The D.M. Vassos Dental Implant Centre Introductory & Advanced Surgical & Prosthetic Programs

Dr. D.M. Vassos
 Mentor Program – Hands on Program over six Saturdays
 Begins Fall 2009
 Contact: Rosanna Frey
 Phone: 780-488-1240
 E-mail: rosanna@dmvassos.com
 Web site: www.dmvassos.com

Implant Smile Center, Alberta, Canada
 "Hands-on" Introductory to Advanced Surgical and Prosthetic Implant Courses with Live Surgery.

Dr. Robert E. Leigh, Director
 Year-round, Custom Tailored and 5-DAY MINI-RESIDENCY Courses
 Contact: Anita Leigh
 Phone: 1-888-877-0737 (Toll Free)
 E-mail: staff@albertadentalimplants.com
 Web Sites: www.implantsmilecenter.com
 www.albertadentalimplants.com

Pacific Implant Institute

Dr. Ron Zokol
 Comprehensive Training in Implant Dentistry
 September through June
 Location: Vancouver, B.C., Canada
 Contact: Kim
 Phone: 1-800-668-2280
 E-mail: kimber@piidentistry.com
 Web site: www.piidentistry.com

AAID Affiliated Study Clubs*

California

Bay Area Implant Synergy Study Group
 San Francisco
 Matthew Young, DDS
 Phone: 415-392-8611
 E-mail: young.matt@yahoo.com
 Web site: www.drmatthewyoung.com/
 BayAreaImplantSynergyPage.htm

New Jersey

Lincroft Village Dental Implant Study Group

Treatment planning, bonegrafting, prosthetics
 Richard J. Mercurio, DDS
 Contact: Martha Gatton
 Phone: 732-842-5005
 E-mail: lincroftimplant@aol.com

New York

CNY Implant Study Group

Brian Jackson, DDS
 Contact: Melanie – Course Coordinator
 Phone: 315-724-5141
 E-mail: bjddsimplant@aol.com

CANADA

Surrey, British Columbia

Implant Connection I:

Advanced Surgical Group

Ongoing program that is specifically designed for experienced doctors in implantology. This class covers lecture and live surgery.

Implant Connection II: Surgical mentorship to incorporate implants into your practice

One year program that incorporates lecture, lab work, surgical demo's and live patient surgery.

Implant Connect: Prosthetic course

One year program that will cover patient selection, treatment planning, occlusal considerations and how to incorporate implants into your practice.

E-mail: Nicole@implantconnection.ca
 Web site: www.implantconnection.ca

* This calendar section is available to any credentialed member of the AAID to post information about implant education courses offered by the member. The member must agree to provide the list of attendees to AAID in exchange for publication of the course in the calendar. Study Club listings are available only to Affiliated AAID Study Clubs. For information about becoming an Affiliated AAID Study Club, contact Carolina Hernandez at Carolina@aaid.com. ▶

Bone Grafting Course a success; next course set for February 2011

The two Bone Grafting Courses presented in 2010 were resounding successes. The rating was 3.91 out of 4.00 among those responding to the question, "Would you recommend the course to others?"

The cadaver lab section and the small student/staff ratio were pointed out by the participants as real positives of their experience at the Course. "I gained confidence to perform sinus procedures after attending this course," commented one attendee. Others pointed out the individualized attention they received from instructors who were easily approachable.

The next Bone Grafting Course will be presented February 17 – 18, 2011, at Touro University Nevada in Henderson, Nevada. Information is available online at www.aaid.com. ▶



Individualized attention and hands-on activities set the Bone Grafting Course apart.



Membership

NEW MEMBERS

The AAID is pleased to welcome the following new members to the Academy. If you joined the Academy recently and your name does not appear, it will be listed in the next newsletter. The list is organized by state and then alphabetically by last name of the new member. We have also included the city where the member has his or her office. Contact your new colleagues and welcome them to the Academy.

ALABAMA

Jim Porter, DMD
Albertville
Burton Gooch, DDS
Birmingham
Tommy McGee, DMD
Scottsboro

ARIZONA

Marcus L. Palermo, DDS
Fountain Hills
Tim Tram
Gilbert
Michael Backer
Glendale
Elizabeth Coleman
Glendale
Kevin Maskell
Glendale
Jennifer Aldawoodi
Mesa
Henry Martinez
Mesa
Azam Khan, DDS
Tucson

CALIFORNIA

Brendan Selway, DDS
Albany
Maria Virginia Banez-Garcia, DMD
Alhambra
Rommel Toledo, DDS
Alhambra
Moutaz Dabbagh, DDS
Anaheim
Henry Hoang, DDS
Anaheim
Frank Toya
Arcadia
Claver Pio Santos-Escalante, DDS
El Centro
Sireesha Penumetcha, DDS
Elk Grove
Norma Martinez, DDS
Escondido
Eric Kwon, DDS
Foster City
Kon Leung, DDS
Gendale

Nishan Matossian, DDS
Glendale
Bryce Darden, DDS
Glendora
Morteza Mazloom, DDS
Goleta
Oscar Arias, DDS,MS
Indio
Yin Ming Chien, DDS
Joshua Tree
Blake Scott, DDS
La Jolla
Michael Flewelling
Loma Linda
Jason Mashni
Loma Linda
Insook Smith, DDS
Loma Linda
Zachary Carnow, DDS
Los Angeles
Amir Chalak
Los Angeles
Robert Jungman
Los Angeles
Robert A. Milner, DDS
Mission Viejo
Tamam Shhebar, DDS
Mission Viejo
Nicanor J. Bautista, DMD
Murrieta
Amine Khoury, DDS
Napa
Reynaldo P. Barbon, Jr., DDS
Pasadena
Jerry Liu, DDS
Pleasant Hill
Christopher Petrush, DDS
Pleasant Hill
Mikako Kuga, DDS
Redlands
Suneal Naik, DDS
Riverside
Jongson Pak, DDS
Rowland Heights
Elder Heras, DDS
San Bernardino
Eric Scott Johnson, DDS
San Clemente

Jeffrey A. Bloch, DDS
San Diego
Mohammad Faizan Ali
San Francisco
Nhan Dang
San Francisco
Colby Livingston
San Francisco
Veena Vaidyanathan
San Francisco
Wilson Long, DDS
San Gabriel
Sudabeh Moavenian,
DDS,MS
San Ramon
Yuri Ausker, DDS
Santa Ana
Sohail Ebrahimi, DDS
Tracy
Ky Nguyen, DDS
Vista
Maxwell Mostafa Nazari
Walnut
Hani M. Radaideh, DDS
Willows
Anas Alkwadri, DDS
Wilmington
Hassan Fayoumi, DDS
Wilmington

COLORADO

Kip Sterling
Aurora
Galen Graets, DDS
Fort Collins

CONNECTICUT

Laura Huling
Farmington
Joseph Blondin
New Britain
Kelly Palchik
New Britain

DISTRICT OF COLUMBIA

Jacinta Watkins
Washington

FLORIDA

Alexandra Flores
Davie

Christie Eastman
Gainesville
Daniel Forbes
Gainesville
Dustin Pfundheller
Gainesville
David W. Donelson, DMD
Jacksonville
Joseph A. Ata, DMD
Kissimmee
John Christophe Collias,
DDS
Miramar Beach
Aaron C. Evens, DDS
Neptune Beach
Michael T. McClure, DMD
Orange Park
Arghavan Nasser
Plantation
Philip Mandracchia, DDS
Tallahassee

GEORGIA

Darrell J. Morton, DMD
Alpharetta
Cheng Gao, DMD
Atlanta
Paul Ouellette, DDS
Atlanta
Jack O'Neill
Augusta
Ken McAfee, DMD
Calhoun
Linda J. King, DDS
Locust Grove
Juan Hernandez, DDS
Richmond Hill
Schadale Stevens, DDS
Stone Mountain

IDAHO

Daniel Malan, DMD
Boise
William E. Crofts, DDS
Jerome

ILLINOIS

Kellen Bosma
Alton
Kevin Kemarly
Alton

Lora Nation
Alton
Muntasar Talib Al Hinai,
DDS,MSc
Chicago
Neil Parikh
Chicago
P. Justin Stec, DMD
Chicago
Craig Spencer, DDS
Frankfort
Daniel J. Pope, DDS
Lombard
Luke Kahng
Naperville
Roman Marszalek, DDS
Park Ridge

INDIANA

Steve Shields
Cicero
Robert L. Holloway
Noblesville
Michael Kent Kluth, DDS
Noblesville

IOWA

John Syrbu
Iowa City

KENTUCKY

Andrew Couch
Lexington
Susanna Goggin
Lexington
Patrick Nall
Lexington
Jared Shelton
Lexington
Jake Masters
Louisville

LOUISIANA

Todd Canatella, DDS
Metairie
W. Ken Morgan, DDS
Metairie
George H. Arch, Jr., DDS
New Orleans
Gregory W. Greenwood, DMD
New Orleans

see Membership p. 40



NobelActive™

A new direction for implants.

Dual-function prosthetic connection

Built-in platform shifting

Bone-condensing property

High initial stability, even in compromised bone situations

Adjustable implant orientation for optimal final placement



NOW AVAILABLE WITH NOBELGUIDE™

TIUNITE® SURFACE, 10-YEAR EXPERIENCE
New data confirm long-term stability.

© Nobel Biocare Services AG, 2010. All rights reserved.

NobelActive equally satisfies surgical and restorative clinical goals. NobelActive thread design progressively condenses bone with each turn during insertion, which is designed to enhance initial stability. The sharp apex and cutting blades allow surgical clinicians to adjust implant orientation for optimal positioning of the prosthetic

connection. Restorative clinicians benefit by a versatile and secure internal conical prosthetic connection with built-in platform shifting upon which they can produce excellent esthetic results. Based on customer feedback and market demands for NobelActive, the product assortment has been expanded – dental professionals will

now enjoy even greater flexibility in prosthetic and implant selection. Nobel Biocare is the world leader in innovative evidence-based dental solutions. For more information, contact a Nobel Biocare Representative at 800 322 5001 or visit our website.

www.nobelbiocare.com/nobelactive



Membership

continued from page 38

Steven Vutera
New Orleans

MARYLAND

Devin Langguth
Baltimore
Richard Sawaya
Baltimore
Sheila Mazhari
Gaithersburg

MASSACHUSETTS

David Wang, DMD
Andover

Kristina Christoph
Boston

Lauren Greco
Boston

Linda Kim
Boston

Terrance Bryan Shutts,
DDS
Concord

Noelle Neill
Everett

Ejaz Ali, DMD
Wellesley

MICHIGAN

Lauren Vainio
Ann Arbor

John Mashni, DDS
East Lansing

Mark Waranowicz, DDS
Novi

Trent Lally
Royal Oak

MINNESOTA

Prem Kumar, DDS
Saint Anthony

MISSISSIPPI

Patrick Ship
Jackson

MISSOURI

Patrick Gaus
Kansas City

NEBRASKA

Billie Torres
Bellevue
Conrad Parles
Lincoln

Peter Moreland
Omaha

Scott M. Redlinger,
DMD,MD
Omaha

Erica Ross
Omaha

Aaron Smith
Omaha

NEVADA

Chris Capua
Las Vegas

Kuan-Yu Cho, DDS
Las Vegas

Jeffery W. Hadley, DDS
Las Vegas

Matthew Welebir, DDS
Las Vegas

Brian E. Evans, DDS
Reno

NEW JERSEY

Daniel Fruchter, DMD
Passaic

NEW YORK

Ahmad Kutkut, DDS
Amherst

Michael A. Regis, DDS
Brooklyn

Vadim Vasserman, DDS
Brooklyn

Jamie Cohen
Buffalo

Nick Dibenedetto
Buffalo

Adrijana Miksa, DMD
Glendale

Iham Gammass, DMD
New York

Amanda Hochstein
New York

Patra Ong
New York

Nina Rohani
New York

NORTH CAROLINA

Elliott Burns
Chapel Hill

Emily Nicole Snapp, DDS
Charlotte

Chris N. Reese, DDS
Claremont

OHIO

Brian Paul Schmidt,
DMD,MS

Brecksville
Brad Johnson
Cleveland

Ben Koh
Cleveland

Sahar Naser, DDS
Toledo

Myeshia Edgerton
Willoughby Hills

OKLAHOMA

Jennifer Headrick
Blanchard

Roger Bryant, DDS
Edmond

OREGON

Kendall Snow, DDS,MS
Bend

PENNSYLVANIA

Jim Martin
Oakland

Chris Adams
Philadelphia

Krishna Patel
Philadelphia

Nipa Thakkar
Philadelphia

Maria Ferraro
Pittsburgh

SOUTH CAROLINA

Dale Probst, DMD
Charleston

Clifton Jordan, DDS
Orangeburg

Harold M. Rhodes, III,
DDS

Walterboro

TENNESSEE

William R. May, DDS
Cleveland

Candice Foster
Memphis

Erik A. Watson, DDS
Memphis

Christopher Laing
Nashville

Quinton Slaughter
Nashville

John M. Workman, DDS
Nashville

TEXAS

Sam Robinson
Dallas

Carla Matwijecky
Houston

Leon D. James, DDS
Lancaster

Michael T. Moore, DDS
North Richland Hills

Blake Johnston
San Antonio

Sarah Norman
San Antonio

VIRGINIA

Taimour J. Raja, DDS
Arlington

Raymond Frank Munz,
DDS

Christiansburg

Cary T. Birkitt, DDS
Leesburg

Richard Carlile
Richmond

Tamer M. Abdelwahab,
DDS
Virginia Beach

WASHINGTON

Chris M. Collins, DDS
Cheney

Brian Joseph Dillon, DDS
Redmond

Adam J. Vawter
Seattle

Trevor Frideres
Vancouver

Jeremy Simpson, DDS
Walla Walla

WISCONSIN

Gretchen Faile
Milwaukee

Estella Pizana
Milwaukee

Nick Valeri
Milwaukee

NO ADDRESS

Matthew Anderson

Alex Barton
Liz Benz

Aimee Dehbozorg

Ben Drane

Matt Hiener

HyunJu Kim, DDS,MSD

Josh Parker

Punit Shah

CANADA

BRITISH COLUMBIA

Carl Mazur, MSc,PhD
Richmond

Arif Hasham, BDS
Surrey

ONTARIO

Moawya Alshaltoni, DMD
Barrie

Mary-Anne C. Svoboda,
DDS

Brampton

Serghei Ischenco
Toronto

CYPRUS

Andreas Eliades
Nicosia

Andreas Hadjigeorgiou
Nicosia

Charalampos Karmios,
DDS,MSC
Nicosia

Kyriacos Kyriakides,
DDS
Nicosia

Elena Aravidou, DDS
Pafos

Simos Papadopoulos
Pafos

Lagoudes Panayiotis,
DDS

Paralimni

INDIA

Shibu Thomas, MDS
Kochi, Kerala

JAPAN

Keiji Kasai
Suzuka-shi, Mie-ken

PHILIPPINES

Joseph Dy Lim, DMD
Quezon City, Manila

SOUTH KOREA

SeungHyun Jin
Bucheon, Gyeonggi-do

Seon-ho Shin, DDS
Busan

GunYeong Lee, DDS
Changwon,
Gyeongnam

Du Young Song
Cheonan, Chung
cheong nam do

Takashi Yokoyama, PhD
Chikusa-ku, Nagoya

MyungHyu Choi
Deogyang-gu

Goyang, Gyeonggi-do

SeongUk Kim, DDS
Gangnam-gu, Seoul

IkSeong Yang, DDS
Gang-Seo-Gu, Seoul

Jongpil Yun
Gimpo-si(city),
Gyeonggi-do

YuHua Cao
Goyang, Gyeonggi-do

Hae Ho Lee, DDS,MS
Goyang, Gyeonggi-do

Hye Yeon Kim
Gwangjin-gu, Seoul

Do-Wan Kim,
DDS,MSc,PhD

Gwang-ju, Cholla

DukWon Jo
Icheon, Gyeonggi-do

SangJun Lee
Incheon

see Membership p. 42

AAID Membership Ambassadors Thank You

AAID Membership Ambassadors know first-hand how membership in the Academy helps dentists establish or expand their expertise in implant dentistry and encourage their colleagues to join the AAID. The following are the Membership Ambassadors who have referred colleagues as new members between March 16, 2010 and July 15, 2010:

Thank you for referring three colleagues.

Craig D. Cooper, DDS
from Indianapolis, IN

Thank you for referring two colleagues.

William Liang, DMD from
Surrey, BC, Canada

Roderick Stewart, DDS
from Markham, ON,
Canada

Matthew Young, DDS
from San Francisco, CA

Thank you for referring one colleague.

Richard M. Benninger, DDS from Medina, OH

Peggy L. Budhu, DDS
from Roslyn Estates, NY

Gordon J. Christensen, DDS, MSD, PhD from
Provo, UT

Ian Michael Fontenot, DDS from Lafayette, LA

Yasunori Hotta, DDS, PhD from Nagoya,
Japan

Shankar S. Iyer, DDS, MDS from
Elizabeth, NJ

Michael Katzap, DDS
from Rego Park, NY

Heikas Martirosian, CDT
from Bellevue, WA

Jeffrey T. Meister, DDS
from Munster, IN

Richard Mercurio, DDS
from Lincroft, NJ

John C. Minichetti, DMD
from Englewood, NJ

Dr. Burhan Wetti from Al
Ain, United Arab Emirates

Would you like to be an AAID Membership Ambassador?

Simply encourage your colleagues to join the AAID. Offer your colleagues a discount on their first year's AAID membership dues if they specify your name in the "How did you learn about the AAID?" member

referral section of the membership application.

Your colleague saves \$50 off their 2010 dues for the remainder of the year (\$125, regularly \$175) by placing your name on the referral line. Every time your name appears on the referral line, you get entered into a drawing for a free AAID membership (up to a \$600 value). And remember, that the more members you refer, the more chances you have to win.

If you have questions about the Membership Ambassadors Program or would like to request membership applications, contact Carolina Hernandez in the Headquarters Office at carolina@aaid.com. ▀


Implant ID Cards Available for Patients

Wouldn't it be great if a patient needing repair on an implant walked into your office with a card letting you know what kind of implant they have and who did the work? Just think of how helpful this information would be.

The AAID implant identification card helps you provide your patients that information. On this card, dentists can record information for their patients about the implants used in their treatment. Then, should the need for a repair by a new dentist arise, the patient can give this information to him or her, allowing treatment to proceed more easily.

Templates for the card can be found online in the For Members section of www.aaid.com. It can be printed on Avery stock cards that are 3.5" x 2", which can be completed by hand or typed. The templates let your staff easily complete the information and print them in office. ▀

Dental Implant Identification Card	
Patient Name:	_____
Date of Placement:	_____ Tooth Position: _____
Manufacturer:	_____ Part #: _____
Size:	_____ Lot #: _____
Description:	_____
Implant Placed by:	_____
Address:	_____
City, State, Zip:	_____
Telephone:	_____





Membership

continued from page 40

Sung Jin Min
Incheon
SunDeok Han
Incheon, Gyeonggi-do
SungSoo Kim, DDS
Jeollanam-do

Cheol-Man Youm, DDS,MS
Jeonju city, Jeollabukdo
KyeongHo Lee
Jung-gu, Daejeon
YunHee Choi, DDS,MS
Munjeong-dong,
Songpa-gu Seoul
YoungWook Jung
Nonsan, Chungnam
Hoon Suh
Paju, Gyeonggi-do

HeeSun Jo
Seodaemun-gu, Seoul
HyeJin Koh
Seodaemun-gu, Seoul
SunHwa Lee
Seodaemun-gu, Seoul
MinHye Lee
Seodaemun-gu, Seoul
JoonSoo Park
Seodaemun-gu, Seoul

ChiuChin Tan
Seodaemun-gu, Seoul
EunJung Woo
Seodaemun-gu, Seoul
Kim Seong Bong, DDS
Seoul
JinHui Kim
Seoul
DukYong Kwak, DDS
Ulsan, Gyeongnam

UNITED ARAB EMIRATES

Mohanna Jameel Abbas,
BDS,MSc
Abu Dhabi

UNITED KINGDOM

Rishi Patel, BDS,MS
London
Juanette Du Toit, MSc
Tunbridge Wells,
Kent

Record setting year for new Associate Fellows

A record number of new Associate Fellows have been elected and will be inducted as voting members at AAID's 2010 Annual Meeting. Sixty-seven members successfully completed

both parts of the rigorous process to earn the Associate Fellow credential in the Academy.

In addition, 12 members have earned the Fellow credential in 2010. The

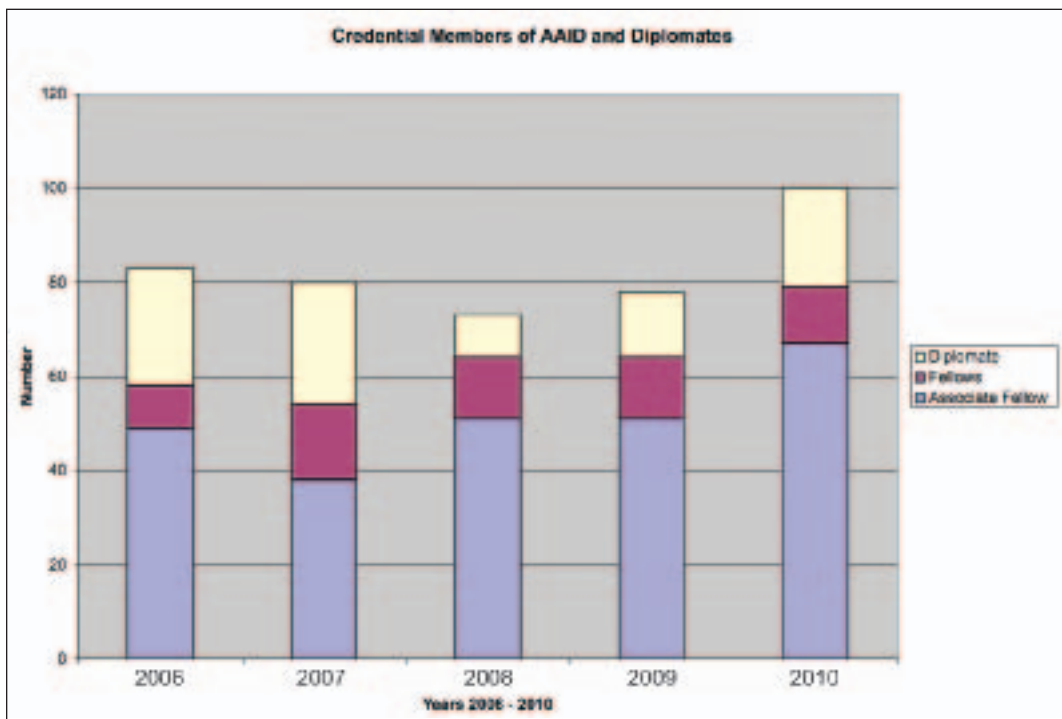
American Board of Oral Implantology/Implant Dentistry will award Diplomate status to 21 doctors this year.

These credentialing programs continue to grow in

part due to the success of the Academy's legal efforts allowing the doctors who have invested hundreds of hours in additional education and have proven their knowledge and expertise in the field through a demanding examination process to earn the credential.

For information on becoming a credentialed member of AAID, visit www.aaid.com or contact Joyce Sigmon at joyce@aaid.com or by phone at 312.335.1550 or 877.335.2243 toll-free in the U.S.

To obtain information about becoming a Diplomate of ABOI/ID, contact Kathleen Huttner at khuttner@aboi.org or by phone at 888.604.ABOI (2264).



**CHECK OUT
WWW.AAID.COM
TO GET THE MOST OUT OF
YOUR AAID MEMBERSHIP.**

MDL[®]

SMALL DIAMETER IMPLANTS

Small Diameters... Big Features.



One-Step Delivery

Package to insertion...in one fluid motion.



Cement-Over Abutments

One implant...multiple treatment options.



Multiple Thread Designs

2.0mm to 3.0mm...Small Diameter Implants.



Bio-active Surface

OSSEAN[®]...CP Molecular Impregnation.



Better Ideas. 

Continuing Education at www.intra-lock.com
or call **877.330.0338** for more details

Special Bonus Offers

Experience these exclusive MDL[®] Mini Drive-Lock and MILO[®] 3.0 small diameter implant features with our "Kit 'n Caboodle"[™] & "Cash for Clunkers"[™] programs. They enable you to get started with all the necessary instrumentation free of charge, and offer extremely attractive inventory exchange incentives. **Call or visit our web site today for details.**

MADE IN THE USA





211 East Chicago Avenue,
Suite 750
Chicago, Illinois
60611-2616
312-335-1550
Toll-free: 877-335-AAID (2243)
Fax: 312-335-9090
www.aaid.com

**Advancing the standard
of care for comprehensive
implant dentistry since 1951**

Table of contents

Editor's Notebook	1	The Best Value in Dental Implant Education	19
State of Florida pays nearly \$750,000 after AAID wins credential lawsuit in Florida	1	Academy News	20
President's Message	3	<i>Slate of Officers</i>	
Business Bite	4	Upcoming Key AAID Dates	20
<i>Implant Systems—Critical to Increasing Production</i>		Wesley Halpert, DDS passes away	22
Legal Bite	6	Interview	24
<i>Employee Confidentiality</i>		<i>John Da Silva, DMD, MPH, ScM</i>	
Executive Director's Report	8	Southern District meeting attendees caught the wave of success	32
<i>AAID: Your GPS to comprehensive dental implant education</i>		AAID 2010 Bylaws Committee Report	34
Summary of Actions Taken by Board of Trustees	8	Continuing Education Bite	36
"Haute" Doc	10	Bone Grafting Course a success; next course set for February 2011	37
<i>Duane Starr</i>		Membership	38
2010 Annual Meeting	14	<i>New Members</i>	
<i>Main Podium Programs</i>		AAID Membership Ambassadors Thank You	41
<i>Hands-on Workshops</i>		Implant ID Card for Patients	41
<i>Clinical Roundtables</i>		Record setting year for new Associate Fellows	42
<i>New Trends, Techniques and Technologies</i>			
<i>Allied Staff Opportunities</i>			
<i>Camaraderie and Networking Opportunities</i>			