



# AAID News

OCTOBER 2008

PUBLISHED BY THE AMERICAN ACADEMY OF IMPLANT DENTISTRY

## Editor's Notebook

David G. Hochberg, DDS  
Editor, AAID News



The Academy's credentials continue to be recognized around the country by the courts and now by licensing boards. Our front page article reports on recent success in the state of Colorado.

In our ongoing effort to bring you information that helps you in your practice, we are pleased to include an article by AAID Associate Fellow and Diplomate, **Dr. Olivia Palmer**, that also appeared on the front page of the September 2008 issue of **Implant Tribune**. Our Clinical Bite offering details how one practice uses implants to replace teeth as a result of aging bridgework or failed root canals.

If you have clinical cases you would like to have featured in an upcoming issue of AAID News, contact me at hochbergdds@earthlink.net. ▶

## Colorado Dental Board Upholds AAID Credential Advertising

The American Academy of Implant Dentistry voiced strong support for a recent decision by the Colorado Dental Board allowing AAID credentialed implant dentists to advertise their qualifications to the public.

The decision follows an aggressive joint effort by AAID, the Academy of General Dentistry (AGD), the American Academy of Cosmetic Dentistry (AACD) and the Academy of Laser Dentistry (ALD) to convince the Colorado Dental Board to allow dentists to advertise bona fide credentials in dentistry. The regulation passed by the Colorado Dental Board provides that advertisements by dentists to the public may include credentials earned from AAID or other legitimate professional organizations, but also should include the phrase 'general dentist' if applicable.

"This is a victory for den-

tists in Colorado who have completed the rigorous criteria and testing to obtain Associate Fellow and Fellow credentials from the AAID or Diplomate certification from the American Board of Oral Implantology / Implant Dentistry," said Dr. Frank. R. Recker, legal counsel for AAID. "These credentials give the public valuable information regarding a dentist's post-graduate education, training and experience in implant dentistry."

All AAID credentialed members must have completed at least 300 hours of postdoctoral instruction specifically in implant dentistry, passed a comprehensive written examination, and presented cases demonstrating successful completion of different types of implants to a group of examiners. It is one of the most comprehensive and rigorous

professional credentialing programs in dentistry. Credentialed AAID members include general dentists, periodontists, prosthodontists and oral surgeons.

Recker also praised the involvement of AGD, AACD and ALD in helping AAID forge a strong coalition and communicate a united position in opposition to the proposed advertising restrictions. "This was a very effective partnership that upheld the rights of general dentists to promote their bona fide credentials in various areas of dentistry, including oral implantology," he said. ▶

### "Haute" Doc

AAID members are more than just excellent dentists. Every member has a personal side that may surprise you. Find out more about this issue's "haute" doc on page 4.



# President's Message

By **Jamie Lozada, DDS**  
**President, American Academy of Implant Dentistry**

In 1985, I had the incredible opportunity to attend my first AAID annual meeting. It took place in San Francisco, California. Back then, I was a young resident in the implant dentistry program at Loma Linda University (LLU). I clearly remember the heated debates between the various speakers participating in the meeting, along with members of the audience, transforming the enormous lecture room into a small classroom where people's desire to know more and more about the best ways to treat their patients flourished. For the next few years, I continued to attend the meetings, sometimes listening very attentively to the material presented, and on other occasions privileged to be an invited speaker with the opportunity to present material that I developed at Loma Linda University under the direction of my mentor, Dr. Robert (Bob) James.

I do not have words to adequately express what it meant to me, to have worked alongside Bob James during

my early years at LLU. Besides the daily teaching activities and clinical work providing patient care within the implant clinic, I witnessed his love and dedication for this Academy. He was a regular speaker at the annual and district meetings and constantly mobbed following his lectures. Still, Bob James always took the time to answer anyone's clinical questions. It is permanently etched in my memory the way he strongly encouraged me to present my very first lecture in front of a large audience. It was during a Western District meeting in San Diego in the late 80's where, for the first time, I experienced the pressure and responsibility of being a speaker for this great Academy.

The AAID honored Bob James with the Aaron Gershkoff Award in 1988. Clearly, he was extremely honored and felt very privileged for the recognition. Motivated by the love for this Academy, he also helped initiate the American Board of Oral Implantology/Implant Dentistry and the AAID sponsored Hospital Based Didactic Implant Dentistry programs.

As a student resident, I had the privilege of meeting many renowned speakers in

our graduate program. One of these great minds is an individual that has permanently engraved his teachings in my mind. He was the inspiration behind Bob James' decision to initiate an implant program at LLU. He has served the academy for more than 30 years with the majority of this time as the editor in chief of the *Journal of Oral Implantology*, the official publication of the AAID.

During my professional career and when I needed advice, **Dr. Norman Cranin** has always been there for me, my residents, and for our Academy. Dr. Cranin will soon retire and will leave behind the *Journal of Oral Implantology*, his legacy for this Academy, in the best shape it has ever been. He will also leave us with the memories of his insightful comments as an officer of the AAID Board of Trustees and as a former President. Next time you see him perusing through the halls of our annual meeting, please thank **Dr. Norman Cranin** for all his years as a leader of the American Academy of Implant Dentistry.

In 1994 Dr. Robert James passed away from a sudden heart attack. Soon after that, I was asked to direct the advanced education program in implant dentistry

at Loma Linda University. **Dr. Hilt Tatum, Jr.**, then president of the AAID, attended the funeral services and in an effort to help maintain the presence of the implant program at LLU, he proposed the formation on the Robert James Research Endowment Fund. He solicited donations from the AAID membership and in a short period of time delivered a check for \$100,000 to the University in order to initiate the fund. Thanks to that contribution, residents of the implant dentistry program have been able to conduct research and produce significant publications in the field of implant dentistry. More importantly, this contribution allowed the Implant Dentistry Program at LLU to remain solvent following the death of its founder. I will always be grateful to the AAID and Dr. Tatum in particular for the incredible gesture in memory of Dr. James on behalf of Implant Dentistry.

I was invited by **Dr. Kevin O'Grady** to be a part of the AAID education committee. As a committee member, I began to understand the Academy's awesome role in education. The evaluation of the MaxiCourses®, administration of Academy-sponsored courses and supervision of

the district meetings is an unsurpassed educational endeavor that has flourished under the oversight of Dr. John DaSilva and Joyce Sigmon. Our success in Implant Dentistry Education under their leadership is a testament to how unique our Academy is both nationally as well as internationally.

I also had the opportunity to collaborate for several years on the test construction committee of the ABOI. Once again, two champions of education, **Dr. Jerry Soderstrom** and **Dr. Carl Misch** are perfect examples of the types of contributions that have been made by leaders of the AAID. Without a doubt, Drs. Soderstrom and Misch

are only two of the many individuals that have made our Academy grow.

Approximately six years ago, I was elected as an officer of the Board of Trustees of the AAID. The leadership at that time, **Drs. Carol Phillips, the late Paul Johnson, Fran DuCoin, Ed Mills, Kevin O'Grady, Kim Gowey and Frank LaMar** were and still are a united group of individuals that have re-defined the AAID in the contemporary world. I feel honored and humbled to work side by side with them to help make this Academy what it is today, the best dental implant organization in the world.

And now, 23 years after I began my initial membership in this Academy we will meet in San Diego, for this year's Annual Meeting "Beyond Boundaries" October 29 through November 2, 2008. Our journey will stretch the imagination, exceed expectations and challenge existing beliefs in our continued pursuit of excellence in patient care. We will cast sails on Wednesday, October 29, for the New Trends, Techniques, and Technology forum with presentations given by esteemed clinicians representing our twenty corporate partners. On Thursday, October 30, we will "Break the Barriers in Implant Surgery" learning about the latest concepts in immediate loading protocols in grafted bone, on non invasive vertical bone regeneration

techniques and concepts involving dental implant engineering. In the afternoon, we will "Raise the Bar in Implant Prosthodontics" with cutting edge presentations in implant cosmetic techniques, the use of various ceramics and biomaterials for implant restorations, and virtual pre-surgical implant planning to improve predictability and clinical outcomes.

After the tremendous success of the "Focus on the Sinus" Western District program, live surgical demonstrations will be the highlight of the conference on Friday via high speed internet streaming from the operating suites of Loma Linda University. Vertical bone regeneration, predictable use of bone grafts and membranes and tissue grafting to enhance implant esthetics will be the types of live surgical demonstrations performed by the esteemed University faculty. Later that afternoon, we will "Confront the Challenging Issue of Innovation" and debate current controversies in implant dentistry including the use of mini implants to support definitive restorations, as well as the clinical relevance of platform switching, with interactive audience participation technology used to gain member feedback.

The conference will culminate on Saturday as we "Think Beyond Boundaries" with scientific lectures presenting human histology of rhBMP-2 in the maxillary

sinus, expert clinicians demonstrating alternative graft less treatment options for the posterior maxilla and presentations on the various uses of implants to achieve extraordinary orthodontic tooth movement. An equally phenomenal program will be available for auxiliaries and laboratory technicians that will energize staff and provide a great "team" experience.

Our Academy will be at the forefront of education during our 2008 Annual Meeting, and will broadcast for the first time in our history, the meeting online. Presentations will be made available real time and simulated-live (beginning at 3:00 am PST) via web casts for viewing at convenient times by implant dentists across the globe. In addition, the presentations, once completed, will be archived for on-demand viewing of lectures and live surgical demonstrations.

This year's Annual Meeting in San Diego will be one of our Academy's best, and I invite all of you to attend to witness firsthand, the strength and greatness of the AAID. I give a great deal of credit to our meeting chairman, **Dr. Nick Caplanis**, who continues to exceed expectations, as well as to the entire 2008 meeting planning committee including the AAID staff, who have all helped engineer yet another extraordinary event. ▀

## AAID NEWS

Editor

**David G. Hochberg, DDS**

Executive Director

**Sharon Bennett**

Director of Communications

**Max G. Moses**

AAIDNEWS is a quarterly publication of the American Academy of Implant Dentistry. Send all correspondence regarding the newsletter to AAID, 211 East Chicago Avenue, Suite 750, Chicago, IL 60611.

Please notify AAID and your postmaster of address changes noting old and new addresses and effective date. Allow 6-8 weeks for an address change.

Events offered in this newsletter are by credentialed members. Except for the MaxiCourses® (cosponsored by the Academy) the listing of an event does not imply endorsement by the AAID. The editors reserve the right of refusal and to edit.

## “Haute” Doc AAID’s Best Stand-up Act

*Our neighborhood was so poor you could tell who the rich families were because they were the only ones with garbage. One day I told my dad the garbage truck was in front of our place, and he said: ‘Good, tell them to leave a couple of cans.’*

Think you heard those lines from Bob Hope? Or Henny Youngman? Or Rodney Dangerfield? No, the jokes were written and performed by Canadian implant dentist and AAID member **David Vassos, DDS**. Dentist by day, comedian by night, Vassos, 69, got the entertainment bug in college while performing in a musical quartet to pay his tuition and living expenses. After graduating from dental school, he turned to comedy and has entertained audiences worldwide – sometimes as a warm-up act for top-name singers like Charlie Pride, Tina Turner and Neil Sedaka.

Vassos recalled the days when he worked through high school as a lighting operator at this brother’s night club in the Edmonton area. “I would watch all the comedians who performed in the club and learned quickly that jokes and comeback lines that seemed to be ad-libs actually were rehearsed

and used in every performance,” said Vassos. “I learned from watching other comedians that preparation and making your material relevant to the audience is critical for getting laughs.”

As Vassos built his successful implant dentistry practice and became well-known in the field, the demand for his comedic talents increased as well. “I marketed my act to hotels in the area that did a lot of convention business and told the managers ‘spend a few extra bucks and I’ll do a routine that’s funny and relevant to the group.’” From that beginning, Vassos’ second career has taken him all over world entertaining convention audiences worldwide, including some club, radio and TV gigs, including the famous Comedy Club in Los Angeles.

“First and foremost, I’m a dentist, and comedy is a hobby,” says Vassos. “My interest in humor never motivated me to be a professional comedian doing three shows a night.”

“As long as your comedy is pertinent, you should be a hit with the audience.” Vassos said. “Many business conventions are populated with men over 40, so the Viagra and



prostate and failing memory jokes usually work well. I also find out who are the most colorful or notorious convention attendees and do a few jokes about them and the organization at the beginning of the monologue. That loosens up the group and paves the way for the other material, as long as the transitions are good.”

Vassos weaves jokes and funny cracks into his dental lectures. He even gives out Smarties candy to reward correct answers from the group. “I use humor to back up points I’m trying to make and keep the presentation lively. Most dental lectures, unfortunately, are like sitting through *Gone with the Wind* twice.”

He notes that sometimes it’s difficult to apply humor to international audiences and said he once was warned by a colleague not to tell jokes during a dental lecture in Japan. “I got ready for the talk by taking

a night-school course in Japanese, and members of the group appreciated that I was the only speaker who tried to use the language. But I couldn’t be funny in Japanese.” Vassos remembers when he told a 30-second joke, the translation lasted just five seconds. After the lecture, he asked what was going on. The program chairman told him the translator said “Canadian speaker just told joke, please laugh.”

*Nobody knows anything about Canada, which is good because we’ve seen what happens to countries you take an interest in.*

That line got laughs, but Vasso usually is careful with political topics and also avoids using profanity in his act. “Sometimes a joke isn’t funny without a mild expletive, but as rule I don’t swear during performances,” he said. I like to take the high road.”

Does Vassos tell jokes to his patients? “I like writing new stuff and sometimes patients are a good trial audience,” he said. “Several have asked me to do routines in the office and I try to oblige within limits.”

*Doctor I have yellow teeth, what should I do?  
Wear a brown tie. ▀*

# Research Foundation Auction includes Educational Courses

During AAID's 57th Annual Meeting in San Diego, the Research Foundation Corporate Auction, for the first time, will include many outstanding educational courses for your bidding. With values ranging from \$1,300 to over \$14,000, there is something for everyone's budget and CE needs.

Written bids will be accepted starting at 9:30 a.m., Thursday, October 30, at the AAID Research Foundation auction table located in the Implant World Expo. All bidding will close at 12:30 p.m. Saturday.

Following are the courses as of September 10, 2008:

**Englewood Dental: John Minichetti, DMD**

**Retail Value: \$4,900**

Description: **2009 Advance Course at the Dental Implant Learning Center, Englewood, NJ.**

The Dental Implant Learning Center is holding its 8th Annual Course in Englewood, NJ. **Dr. John Minichetti, DMD** is the Director of the program and has trained hundreds of dentists both basic and advanced implant surgery and prosthetics. The Advanced course is designed for clinicians with previous implant experience wishing to expand

their surgical and prosthetic skills. Topics covered include bone grafting, spreading, sinus grafting, block grafting soft tissue surgery, immediate placement and loading. The Advanced program is 5 sessions starting September 16, 2009 and October 7 and 14 and 21 and November 4.

**Implant Smile Center:**

**Robert Leigh, DDS**

**Retail Value: \$2,000**

Description: **SP1 or SP2**

**Course.** Introductory course on Dental Implants in a clinical setting. To view description of course please visit [www.implantsmile-center.com](http://www.implantsmile-center.com)

**Shankar Iyer, DDS:**

**Director, AAID India**

**Maxicourse®**

**Retail Value: \$6,000 + INR 50,000 (\$1,250), Total (7,250)**

Description: **India Maxicourse® – New Delhi (2009)**

**Loma Linda University:**

**Jaime Lozada, DDS**

**Retail Value: \$7,500**

Description: **Jaime Lozada, DDS will donate a course at Loma Linda University.**

This will be the Advanced version of the Maxicourse®. This course will be held one



Wednesday per month beginning June 2009 running through December.

**Midwest Implant Institute:**

**Alfred "Duke" Heller, DDS**

**Retail Value: \$14,450**

Description: **Midwest Implant Institute Externship Program.**

Doctor will attend 301 two day course without charge. Doctor and two staff members will attend 302 course without charge. Doctor and two staff members will attend Externship Program of approximately 5-7 visits with their own patients to do implant surgery in Worthington, Ohio without charge. Visit [www.midwest-implantinstitute.com](http://www.midwest-implantinstitute.com) to view the Externship Program.

**Pikos Implant Institute:**

**Michael Pikos, DDS**

**Retail Value: \$3,900**

Description: **One Registration to Advanced Bone Grafting**

**February 5-7, 2009.** This advanced bone grafting course is designed for the clinician with prior implant experience who desires to implement millennium technology and state of the art bone grafting protocols for their implant practice. The focus will be the application of the Pikos Philosophy to optimize hard tissue architecture for predictable surgical implant placement and restoration. High technology interactive CT diagnosis will be utilized to improve patient selection, graft site evaluation, harvest site assessment and minimize complications. Contemporary surgical bone grafting protocols, including ridge expansion, sinus grafting, and autogenous block grafting, will be presented with live surgical demonstration and hands-on model surgery. A dedicated section of the course will address bone grafting complications.

**Joel Rosenlicht, DMD**

**Retail Value: \$1,300**

Description: **CDII: 22nd Annual Ski Symposium**

**Tuition.** Join us for an incredible week of skiing

see Research Foundation p. 11

# Clinical Bite

## More and More, Dental Implants Preferred to Bridgework

By Olivia Palmer, DMD

*Editor's Note: The following article was originally published in the September 2008 issue of Implant Tribune. It is based on a news release issued by the AAID entitled "Bridge to Nowhere."*

In our practice in Charleston, South Carolina, we utilize dental implants as the preferred alternative to bridgework for replacing a missing tooth, filling extraction sites from removal of a broken tooth and, of course, for replacing aging, worn-out bridges. For the single tooth replacements, we are able in one surgical procedure to replace the tooth root with a permanent implant with no loss of bone.

Young patients who have lost one or more teeth from accidents and sports injuries benefit from permanent implants rather than sacrificing healthy teeth to accommodate a

three or four unit bridge. The bridge eventually will have to be replaced and the young patient likely would face a lifetime of compromised dentition. Once the implant is in place, however, it functions the same as a normal tooth without complications associated with bridgework.

Our patient Bobby, was hit during a soccer game and fractured his left front tooth. The remaining root was removed and the dental implant and temporary crown were placed in the same appointment. If not for this technique to replace just the damaged tooth, Bobby would have had the healthy teeth on either side cut down for a



Root exposed after extraction.

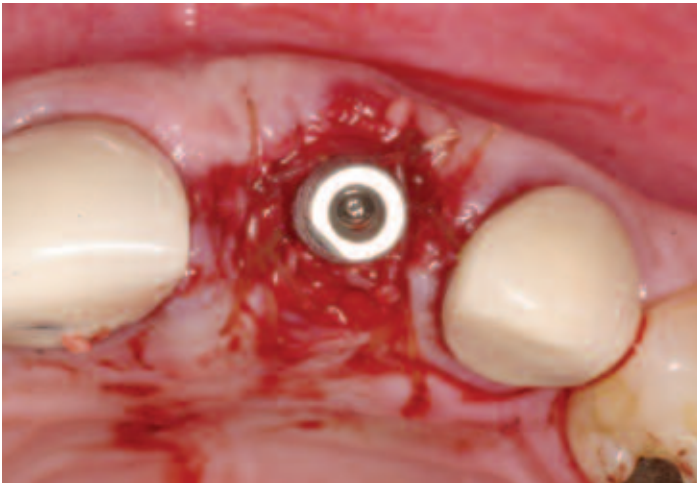
bridge. Further, the bone above the gumline would have shrunk, leaving a defect that showed when he smiled.

Today Baby Boomers are coping with dental problems associated with advancing age, and for many that means replacing aging bridgework. With an estimated two of three Americans having at least one missing tooth, implants are the preferred tooth-replacement option because it is one of the safest, most precise and predictable procedures in dentistry, when performed by dentists with appropriate implant training.

A study published this year in the *Journal of Oral Implantology* reported that dental implants are 98 percent successful and cause little or no bone loss. The study goal was to determine the level of bone loss over time at implant sites in the jaw. A key clinical issue was not whether bone loss would occur, but how much bone loss should be considered normal and acceptable. The authors reviewed 60 charts of patients who received a total of 267 implants in two private dental practices in Israel and Germany. They found that 98.5 percent of the implants survived and



Crown removed and root exposed after extraction.



**Implant placement immediately after extraction.**



**Temporary crown placed on the same day as implant insertion.**

there was no discernable bone loss in 88 percent of the implant sites. The mean follow-up time was 7.5 years.

These findings should be very encouraging for older patients who have had their original bridges in their mouths for ten years or more and are considering implants. For most, the bridges were inserted when the procedure was considered to be the norm in dentistry for replacing missing or compromised teeth. Unfortunately, many older patients today are unaware that aging dental bridges are a maintenance headache and a recipe for oral-health disaster. An old bridge is worthless for preserving good dental health. In essence, it's a bridge to nowhere. Old and worn bridges are difficult to floss, often decay, and almost always require replacement with longer bridges.

As a result, bridges gen-

erally fail after 5-10 years as patients have trouble flossing them. Because these bridges link missing tooth spaces to adjacent teeth, many patients have great difficulty flossing the bridge, and root surfaces below and around bridge-work often decay, if they are not kept exceptionally clean by flossing. Since it is impossible to repair this marginal decay, the entire bridge has to be replaced. Unfortunately, teeth supporting the old bridge often are lost, requiring insertion of longer bridges that further compromise dentition.

That's why we have been advising our patients to replace those bridges to nowhere with convenient, reliable and permanent dental implants. Implants are proven to be a superior treatment alternative because they preserve the bone of the jaw, can be flossed easily, do not decay, and function just like nat-

ural teeth. Also, to have implants you don't have to sacrifice healthy teeth.

Our patient, Melissa, was missing her lower first molar and had been wearing a bridge. She had not been flossing regularly, as she stated it was too difficult to get under the bridge. The decay around the margin of one of the teeth in the bridge required replacement of the entire bridge. She chose to have a single tooth implant and replace the crowns on either side so she could floss normally and not have to replace the bridge again in her life. She is so happy that she can floss her implant just like a natural tooth.

In the last decade, prosthodontic treatment planning has changed dramatically because of the acceptance of dental implants as a viable long-term option for replacing missing teeth. Why should

we recommend higher risk procedures when dental implants are more predictable and a better alternative?

Also, we are advising patients with old endodontically treated teeth with failed root canals to extract them and have implants placed instead of choosing apicoectomies (surgery to try to save the root) that usually has a poor long-term prognosis.

Today highly precise computer guided dental implant surgery has made the procedure faster, highly predictable, long-lasting and 97 percent successful, which is far superior to outcomes with bridges. Therefore, we strongly recommend that anyone with one or more missing teeth who is considering having a first bridge inserted or needs to replace an old one to seriously weigh the benefits of dental implants before getting treatment. ▀



## Legal Bite

### ‘Informed Consent’ versus ‘Negligence:’ A distinction WITH a Difference!

By Frank R. Recker, DDS, JD

*Editor’s Note: Each issue of the AAID News will include a “Legal Bite” article written by Frank Recker, DDS, JD who is legal counsel for the Academy. Dr. Recker will share his suggestions for dealing with every day experiences that might lead to legal issues for dentists. Dr. Recker can be reached at: 800.224.3529 or by e-mail at recker@ddsllaw.com.*

**M**any concepts in dental malpractice are misunderstood by dental professionals, and sometimes even lawyers. One area of relatively common confusion is the legal differences between *negligence* — the failure to render treatment that comports with the accepted standards of care, resulting in damage or injury to a patient, and a *lack of informed consent* — the failure to obtain a patient’s acceptance of the proposed treatment with its attendant risks, knowing and understanding those risks. A dental malpractice suit usually alleges both negligence by the dentist and a lack of informed consent by the patient. However, the facts often reveal that the dentist was not negligent in treatment but that the patient records lack clear documentation of an ‘informed consent’ by the patient.

If a dental clinician places an implant and a partial paresthesia results from the treatment, such can give rise to a malpractice suit alleging both

negligence in performing the service, and a failure to obtain the informed consent of the patient. The negligence claim must be established by expert testimony that shows the dentist failed to conform to the accepted standards of care in the placement of the implant and that such

that an informed decision of the patient was not obtained. The informed consent claim does not require a showing of negligence or substandard care. In other words, even if the implant were placed perfectly, there is a material risk that the proper placement of the implant could still result in

claim alleging lack of informed consent falls on the patient/plaintiff. It isn’t sufficient for the patient to show that the dentist failed to provide a clear picture of all the reasonably foreseeable, potential risks attendant to the procedure or that the patient failed to understand those risks. The patient must also establish that, under the same or similar circumstances (i.e., pain, toothache, dental condition, etc.) a ‘reasonable person’ would have declined to have the treatment rendered had he/she known of those risks. This burden of proof can be a very difficult hurdle for the patient to overcome.

Ultimately, again, the jury will decide if there was indeed a lack of informed consent. But in most situations, a reasonable person would likely have chosen to accept the treatment, under the same or similar circumstances, even knowing the risks of the procedure. This makes the patient’s burden of proof very difficult to achieve. For example, many

see **Legal Bite** p. 28

---

“... the facts often reveal that the dentist was not negligent in treatment but that the patient records lack clear documentation of an ‘informed consent’ by the patient.”

---

failure ‘caused’ or resulted in the injury to the patient. On issues of alleged negligence, most often the patient and the dentist will provide conflicting expert testimony which is ultimately a decision left to the jury or to the judge.

The lack of informed consent claim relates to the dentist’s alleged failure to provide the patient sufficient information about the procedure and its attendant, foreseeable risks, such

some injury to the nerve, and this foreseeable risk was not provided to or understood by the patient. In the absence of clear documentation in the patient record that such information was provided to the patient and that the patient understood and expressly consented to the procedure, whether or not an informed consent was obtained is also a question for the jury.

The burden of proof in a



# Industry News

## Carecredit Celebrates 100,000<sup>th</sup> Practice To Begin Offering The Program



Dr. Charles Mattison is 100,000<sup>th</sup> CareCredit practice.

CareCredit® is celebrating an important milestone – the 100,000<sup>th</sup> practice to begin offering the program as a convenient payment option.

Dr. Charles Mattison, from Inglewood, California, understood the benefits of offering No Interest and Low Interest Payment Plans to his patients and practice, prompting him to call CareCredit to get started with the program. “I had been thinking about adding CareCredit as a payment option to help patients get healthy and beautiful smiles. When a patient who had used CareCredit before came to our practice and wanted to use it for their dentistry, I knew it was time to call,” explained Dr. Mattison. What he didn’t know was

that he was going to be the 100,000<sup>th</sup> practice to add CareCredit, making him somewhat of a celebrity to the company as it achieved this very important milestone.

CareCredit is exclusively selected for their members by ADA Member Advantage<sup>SM</sup>, AGD, AADOM, AAOMS, and AAP, and is also recommended by leading practice management consultants. For more information, call CareCredit at 1-800-300-3046 ext. 4519 (new to CareCredit) or 1-800-859-9975 (if already enrolled) or visit [www.carecredit.com](http://www.carecredit.com).

## New Technology Simplifies Restorative Process



BIOMET 3i now offers a new solution to meet aesthetic demands, increase productivity and maximize chair time. The Encode® Complete Restorative System utilizes Robocast Technology to eliminate implant-level impressions

and the need to inventory components. The process delivers a patient specific abutment and a master cast ready for the final restoration fabrication.

The clinician simply makes a supragingival impression of the Encode Healing Abutment, which was previously placed by the surgeon. Codes embedded on the occlusal surface of the Encode Healing Abutment communicate the implant depth, hex-orientation, platform diameter and interface (Certain® Internal Connection or External Connection). This information allows BIOMET 3i ARCHITECH PSR® Dental Technicians to create an anatomic patient specific abutment with appropriate margin height and natural emergence contours while a robot places the implant body analogs to create a master cast.

Because there is no need to remove a healing abutment and seat an impression coping for an implant level impression, soft tissue is spared from the unnecessary trauma of traditional techniques. As a result, soft tissue levels may be preserved and bone remodeling is potentially minimized. The Encode Complete System process results in an anatomically designed final abutment

created to specifications with consideration of the surrounding gingival architecture and dental structures.

Encode Abutments are available in Titanium and with a Gold-colored Titanium Nitride Coating.

BIOMET 3i is based in Palm Beach Gardens, Florida, with operations throughout North America, Latin America, Europe and the Pacific Rim. For more information, call 1-800-443-8166 or 561-776-6700, or visit the company’s website: [www.biomet3i.com](http://www.biomet3i.com)

## The Evolution of First True Mini Dental Implant: OCO Biomedical’s New 3.0 mm I-Mini™



OCO Biomedical Inc., announced the approval for long-term use of the first true mini dental implant (as opposed to a threaded pin – anything less than 3.0 mm in diameter). Formerly marketed for five years as

see Industry News p. 19

# Upcoming key AAID dates

## OCTOBER 2008

**29-Nov. 2** AAID 57th Annual Meeting  
— San Diego, CA

## NOVEMBER 2008

**2** AAID Associate Fellow Written Exam — San Diego, CA

**5** Deadline to apply for AAID December 5 Associate Fellow Written Exam

**12** Deadline to apply for AAID December 12 Associate Fellow Written Exam

**20-21** AAID Soft Tissue Grafting Course — Henderson, NV

## DECEMBER 2008

**5** AAID Associate Fellow Written Exam — Atlanta, GA

**8-12** AAID Associate Fellow Written Exam — Pearson Vue Testing Centers

**12** AAID Associate Fellow Written Exam — Loma Linda University

## JANUARY 2009

**8-9** AAID Bone Grafting Course - Henderson, Nevada

## FEBRUARY 2009

**1** Examination Deadline for April 30 - May 3 Fellow Exam  
Chicago, Illinois

Examination Deadline for April 25-27 Associate Fellow Oral/Case Exam  
Chicago, Illinois

**9-13** Associate Fellow Written Examination  
Pearson Vue Testing Centers

## APRIL 2009

**30- May 3** Fellow and Associate Fellow Oral/Case Exam  
Chicago, Illinois

## MAY 2009

**14** Examination Deadline for computer-based Associate Fellow Exam  
Pearson Vue Testing Centers

**14-16** The Exotic Side of Implant Dentistry - Acapulco, Mexico

## JUNE 2009

**26-27** AAID Bone Grafting Course - Dayton, Ohio

## AUGUST 2009

**7** Examination Deadline for computer-based Associate Fellow Exam on December 7 - 11, 2009  
Pearson Vue Testing Centers

## SEPTEMBER 2009

**14-18** Associate Fellow Written Examination  
Pearson Vue Testing Centers

Financial strategies made simple:

- ✓ a respected attorney
- ✓ a trusted accountant
- ✓ Treloar and Heisel

Disability Income Plan • Business Overhead Expense Ins. • Disability Buy/Sell • Life Insurance • Long-Term Care Insurance • Professional Liability\*  
• Business Owners Coverage\* • Auto/ Home • \*Not available in all states

**Treloar & Heisel, Inc.**

Professional Association Insurance Administrators

1-800-345-6040 • www.th-online.net

Specialists  
rely on Specialists



# Executive Director's Report

By Sharon Bennett

## AAID Education Continues to Expand

AAID has built a solid reputation on providing implant education. But with some new courses and delivery mechanisms, that reputation is expanding.

The 57th Annual Meeting, which will be held October 29 - November 2, 2008 in beautiful San Diego, is just the first example of these new programs. The New Trends, Techniques and Technology programs and the Main Podium presentations will be available on the internet in both real-time and simulated-live. That means the sessions can be watched while they are hap-

pening...or can be viewed at a time that matches your schedule. It's the next best thing to being there, and it provides CE credit.

Other new programs at the 2008 Annual Meeting include a live surgery broadcast from Loma Linda University. This session, too, will be available in real-time or simulated-live. And there will also be two days of programming for allied staff...a laboratory technician program...and a program devoted to providing education for dentists new to implants.

But the Annual Meeting is only the beginning of AAID's expanded education

opportunities.

The "Advanced Dental Cosmetic Microsurgery" course (October 3-4 in Chicago) is a two-day participatory course designed for general practitioners and specialists that focuses on basic microsuturing techniques. It's a new program for AAID...and it sold out!

The "Optimizing Implant Esthetics and Patient Satisfaction with Soft Tissue Grafting" course will be held at Touro University College of Osteopathic Medicine in Henderson, Nevada, November 20 - 21, 2008. This new course will combine lecture and participation dealing with the knowledge

and skills required to perform basic free gingival and connective tissue grafts.

AAID's education is expanding in other areas, too. Two new MaxiCourses® will be offered this year - one in South Korea and one sponsored by the Oregon AGD.

The expansion of AAID's educational programs and delivery mechanisms is just another example of working to meet one significant aspect of AAID's mission: "To advance the science and practice of implant dentistry through education..."

AAID continues to lead the way in implant education. ▀

## Research Foundation

continued from page 5

and learning. The symposium theme is "Peak Performance" held at the Peaks Resort in beautiful Telluride Colorado. Created for all dentists and specialists, topics include Implants, Prosthodontics and cutting edge Technology. Featured speakers are: James Downs, DMD, Troy Gasser, Sascha Jovanovic, DDS, A. Burton Melton, DDS, and Joel Rosenlicht, DMD. (Travel and hotel accommodations not included).

### David Vassos, DDS

**Retail Value: \$2,500**

Description: **Donating Tuition in the amount of \$2,500 for 2009 surgical course.**

### AAID Bone Grafting Course

**Retail Value: AAID**

**Members \$2,495**

**AAID Non-Members**

**\$2,995**

Description: **Bone Grafting Course June 26-27, 2009 Wright State University, Dayton, Ohio.** This course combines lectures and laboratory sessions featuring hands-on

experience for bone and soft tissue grafting utilizing cadaver heads. The lectures focus on relevant head and neck anatomy; chin, ramus and subantral grafts; bone expansion techniques; soft tissue management (including free gingival and subepithelial grafts) relating to dental implant(s) and osseous grafts; bone graft material classifications and indications; science of platelet rich plasma (PRP) and how to obtain PRP using a simple cost-effective technique; venipuncture techniques; and pertinent

perioperative pharmacology. During the supervised laboratory sessions, participants will review anatomical landmarks and perform procedures demonstrated by the lecturers. ▀

**Don't forget to visit [www.aaid.com](http://www.aaid.com) for the latest news and updates.**

# News from the American Board of Oral Implantology/Implant Dentistry

By James L. Rutkowski, DMD, President, ABOI/ID

## Valerie Lober Retires

Valerie Lober, Ph.D., executive director of the ABOI/ID since July 2002, retired at the end of May due to the complications of a chronic illness. Before becoming executive director, she served the ABOI/ID as a measurement consultant from 1994 to 1996. The ABOI's current success is due in large part to her guidance.

Dr. Lober was dedicated to assuring that the integrity of Diplomate credential was always maintained. She worked closely with the various Board members and officers to keep the ABOI/ID's mission on track. The list of her accomplishments is extensive. Among the Board's major accomplishments during her tenure include revalidation of the ABOI/ID's certification examination, creation of the first practice analysis that became the foundation of the entire certification process and the development of written/oral examinations based on that practice analysis, and implementation of the current oral examination wherein standard case stations are used.

Dr. Lober's fondest memories of her work with the ABOI include guiding dentists who were applying for certification, offering support to candidates as they pre-



Valerie Lober, Ph.D.

pared for examination, and serving the Diplomates and the Board of Directors through the years. As the current president, my fondest memory of Dr. Lober is her thorough knowledge of Board matters and her attention to detail. Valerie was a pleasure to work with, and speaking for the entire Board, we will miss her and wish her well and good health in retirement. She and her husband Ross, who also made many contributions to the ABOI/ID through the years, are enjoying international traveling and the pleasures of free-time. Valerie and Ross are deserving of many happy days to come.

## New Executive Director hired

The Board of Directors is pleased to announce the appointment of Kathleen Huttner as ABOI's new executive director. Ms. Huttner brings a wealth of clinical and administrative experience to her new position.

After working in an oral and maxillofacial surgery private practice and as supervisor of the Oral Surgery Clinic at the University of Illinois School of Dentistry, she joined the American Association of Oral and Maxillofacial Surgery as a Senior Staff Associate in the continuing education department before becoming the Continuing Medical Education and E-Learning Manager for MacNeal Hospital, Berwyn, Illinois. Through her prior positions, Kathleen has great insight into what implant dentistry practitioners experience on a daily basis; and her involvement in E-Learning will be helpful as the Board increases its use of technology in the application and examination processes. Her experiences, insights and expertise will be helpful as the ABOI/ID continues to evolve.

Kathleen also brings enthusiasm to her new position, and she is getting up to speed on the ABOI/ID's current and future needs. Already, she is helping the Board streamline the application process in an effort to attract more of the many qualified implant dentistry practitioners.

Dr. Lober assisted the Board in developing the finest dental implant board

examination, one that is based on a valid practice analysis; and Ms. Huttner and the current members of the Board of Directors are grateful for her contributions. With a sound examination process in place, I am confident that streamlining the application process will encourage many more qualified implantologists to apply for examination. We look to the past with great appreciation and pride and look forward to the future with much anticipation and excitement.

If you are thinking of becoming a Diplomate of the ABOI please stop by the ABOI Booth in the exhibit hall during the AAID Annual Meeting in San Diego, CA.

You can also go to [www.aboi.org](http://www.aboi.org) for more information on becoming a Diplomate.

Additionally, Diplomates are encouraged to attend the Thirteenth Annual Breakfast, Friday, October 31, 2008 during the AAID Annual Meeting. This is a great opportunity to showcase being a Diplomate as well as encourage and mentor a new applicant. If you plan on bringing a colleague that is interested in becoming a Diplomate, please purchase your tickets in advance through the AAID. ▀

# PACIFIC IMPLANT INSTITUTE



*STRATEGICALLY DESIGNED...*  
to build *Surgeons*  
in General Dentistry

*COMPREHENSIVELY DESIGNED...*  
to build *Leaders*  
in Oral Implantology

[www.PacificImplantInstitute.com](http://www.PacificImplantInstitute.com)

1-800-668-2280



# Interview

## Interview with Beverly W. Dunn, DDS

Incoming President, American Academy of Implant Dentistry

*Interviewed by Editor of AAID News, David Hochberg, DDS*

### How did you become interested in implant dentistry?

I remember distinctly. It was the spring of 1986, and my periodontist invited me to go to a two-day meeting in Washington, D.C. to hear Dr. Gerald Niznick lecture about dental implants.

I knew very little about implants at that point in time. I had read about them and had seen advertisements in dental journals. I was doing a lot of removable and fixed periodontal prostheses in my practice, but I was confused and intimidated by how Dr. Niznick was restoring these dental implants. My periodontist started placing the implants for me and I did the restorations. Sometimes the prosthetic restorations were difficult to restore due to the position of the implants. About a year later, I was attending a subperiosteal course in North Carolina at Dr. Paul Homily's office where I met a dentist from Michigan. I told him about my problems restoring the implant cases. Dr. Bill Moilanen said to me "if you really want to learn about implant dentistry, you



Dr. Beverly Dunn and his wife, Alana.

need to take **Dr. Carl Misch's** course." So that's what I did.

### How did you become involved in the AAID?

Dr. Misch suggested to all of us that we should get involved in the American Academy of Implant Dentistry. He explained to us there was an associate fellowship exam and with what we learned at the Institute, he felt that we would be able to pass the examination. So I went ahead and joined the AAID. I found that people in the AAID were very willing to share their knowledge with you. All you had to do was ask them. I had never expe-

rienced this willingness to help at other courses that I had attended over the years. That kindness is what really attracted me to attend more meetings of the AAID.

I attended a subperiosteal course in Cooperstown, NY in 1998 that was sponsored by the Northeast District of AAID. They needed to have a secretary for the district and said they wanted me to be the secretary. I accepted with some trepidation as to whether I was capable of fulfilling that responsibility. That started my volunteer career in AAID. The members of this Academy have made it a wonderful journey.

### What are some of the issues that you will be addressing during your upcoming presidency?

One of the top issues will be to have a search committee find a replacement for editor of the *Journal of Oral Implantology*. **Dr. Norman Cranin** who has been our esteemed editor for many years will be retiring at the end of November. We need to find a competent editor to replace Dr. Cranin.

This past February, the Board of Trustees and stakeholders in the AAID had a strategic planning session to update the strategic plan for the Academy. This strategic plan needs to be reviewed each year. We are going to work this year to implement other phases of the strategic plan. Another area is to try and have more inclusion of the general members working on some of our committees. We also want to increase our rate of retention of members. We're losing about 10% of our existing membership a year. We have been adding over 20% new members each year, so we are growing at a net 10% rate. However, the Academy wants to try and retain all members. The AAID Lunch

and Learn Programs that we have in the dental schools need to be expanded. This is an excellent means of providing dental students with information about implants and the AAID as the primary source for implant education. We want to continue building our relationship with the American Academy of Cosmetic Dentistry, the Academy of General Dentistry and the Academy of Laser Dentistry. The Academy is in the process of developing a program that will allow the districts to run their district meetings more effectively. We want to continue our efforts internationally with our MaxiCourses® and with the transition with our executive director.

**Of the many issues you listed, can you speak in more detail regarding membership retention?**

I think it's very important to have more inclusion of our general members in the Academy. It will encourage the general members to become credentialed. One way of doing this is adding the general members to some of our committees. Another way is to have inclusion of the general members at our caucus meetings. Some of the general members can become involved in the district helping on committees and getting more interested in the AAID. As to the mem-



**Bogey, the Dunn's cocker spaniel (with an unidentified friend).**

bers who choose not to renew their membership, Carolina Hernandez in the Headquarters office, is working With Max Moses on how to retain memberships in the Academy.

**What advice would you give to our new members regarding the many benefits that the AAID has to offer?**

As many of you know, we have six MaxiCourses®, including two international - one in India and one in South Korea. In the United States, we have four MaxiCourses® - New York, Georgia, California and Oregon. We also present two bone grafting courses, one at Wright State University in Ohio and the other at Touro University in Nevada. We just implemented a new microsurgery course presented in Chicago and that

is completely sold out. In November, Touro University Nevada will be the site of our latest educational offering - a course entitled "Optimizing Implant Esthetics and Patient Satisfaction with Soft Tissue Grafting." In addition we have some of the best scientific programs available in implant dentistry at our annual meeting.

For dentists preparing for their associate fellowship examination, we have a mentoring program that can help them. We're in the process of expanding even further our educational course offerings and want to have more presence in the dental schools.

**Dr. Dunn, please share with us some of your thoughts regarding the challenges facing our Academy today.**

I think there are a couple of challenges. One is the court challenges in Florida and California so that our credentials will be recognized. Another area is in education. There is competition in education with the dental implant manufacturers. We have to make dentists who are placing implants aware of the importance of continued implant education so they can provide the best possible service to the patient and that the AAID is the place to get that education.

**What do you think of some of the strengths of the AAID?**

The greatest strength that we have is the membership itself. The amount of time and hours that our members volunteer shows their love for the Academy and makes the Academy what it is today. We have a very strong Board of Trustees with good vision and no personal agendas. Our financial stability is as strong as it's ever been. The AAID Research Foundation has over \$1.2 million in its Endowment Fund. Grants from the foundation are given for dental implant research. We have the only authoritative credentialing process in implant dentistry. We are attracting new members both nationally and internationally.

The second strength that we have is the central office.

**see Interview p. 18**

# Academy News

## 2008-2009 Slate of Officers

The AAID Nominating Committee presents the following slate of officers for consideration at the Academy's 2008 Annual Business Meeting on Saturday, November 1 in San Diego during the 57th Annual Meeting.

- President — **Beverly W. Dunn, DDS** (*Automatic succession from President-Elect*)
- President-Elect — **Joel L. Rosenlicht, DMD**
- Vice President — **Joseph F. Orrico, DDS**
- Treasurer — **James L. Bush, DDS**
- Secretary — **Nicholas Caplanis, DMD, MS**
- Editor-in-Chief — **A. Norman Cranin, DDS**

The Nominating Committee is chaired by **Dr. Frank LaMar**. The Committee members are **Drs. Fran DuCoin, Bev Dunn, Jay Elliott, and Emil Svoboda**.

### Bylaws Amendments

The following Bylaws Amendments have been approved by the AAID Board of Trustees and will be considered at the 2008 Annual Business Meeting on November 1.  
*Note: Text that is boldfaced and all caps is proposed new language to be added.*

*Text that contains strikethru is current text that is proposed to be deleted.*

**Amendment to eliminate the inclusion of actual dues dollar amounts from the Bylaws.** This amendment would allow the Board of Trustees to make dues recommendations for Fellows and Associates Fellows as it does for General Members. It would also give the Board the flexibility required to deal with possible financial adjustments on a more timely basis than would otherwise be possible.

### ARTICLE IV - DUES, ASSESSMENTS, AND FEES

**Section 1. Dues.** The following provisions apply to the payment of dues by the different classes of Academy membership.

- A) **Fellows.** Fellows' annual dues shall be ~~\$600.00~~ **ESTABLISHED BY THE BOARD OF TRUSTEES AND SHALL, which** include publication fees and regional district dues as determined by the Board of Trustees.
- B) **Associate Fellows.** Associate Fellows' annual dues shall be ~~\$600.00~~, **ESTABLISHED BY THE BOARD OF TRUSTEES AND SHALL which** include publication fees and regional district dues as



President — Beverly W. Dunn, DDS



President-Elect — Joel L. Rosenlicht, DMD



Vice President — Joseph F. Orrico, DDS



Treasurer — James L. Bush, DDS



Secretary — Nicholas Caplanis, DMD, MS



Editor-in-Chief — A. Norman Cranin, DDS

determined by the Board of Trustees.  
AND  
**Section 2. Fees and Assessments**  
B) Assessments. The Board of Trustees may levy monetary assessments upon the membership except as to those classes specifically

exempt, provided that such assessments are levied by a three-fourths vote. No assessment in excess of \$75.00 can be levied except at an Annual Membership Meeting. ~~No dues increase can be levied except at an Annual Membership Meeting.~~



No amendment relating to assessment or dues increase can be voted upon except at an Annual Membership Meeting.

**Amendment to make Editor-in-Chief a Board appointed position.** This change would bring AAID into alignment with the best practices in association management. Elected Officers would be for those positions which deal solely with AAID governance and policy-making.

#### ARTICLE VI - BOARD OF TRUSTEES

**Section 2. Composition.** The Board of Trustees shall comprise the following: the

President, President-Elect, Vice President, Secretary, Treasurer, Editor in Chief, Immediate Past President, Past Presidents Council representative and the District Trustees.

#### ARTICLE VII - OFFICERS

##### Section 1. National Officers.

The officers of the Academy shall be the following:

##### A) Elected Officers.

President, President-Elect, Vice President, Secretary, Treasurer, Editor in Chief and District Trustees elected by the members of each regional district.

##### Section 3. Duties of Officers.

~~C) Editor in Chief. The~~

~~Editor in Chief shall:~~

- ~~1) discharge the primary objective of recording and disseminating implant information to members and all others interested in implant dentistry;~~
- ~~2) be responsible for the quarterly Academy publication Journal of Oral Implantology;~~
- ~~3) with the approval of the Board of Trustees, appoint an Assisting and Managing Editor as are deemed appropriate and necessary;~~
- ~~4) review all programs, sessions, and events of the Academy and interact with other Academy officers;~~

- ~~committees, and organizational bodies relative to implant dentistry developments and progress;~~
- ~~5) chair the Publications Committee so as to offer appropriate material for inclusion in The Journal of Oral Implantology, an official publication of the Academy; and~~
- ~~6) attend meetings of the Academy and of the Board of Trustees.~~

The AAID Bylaws Committee is chaired by **Dr. Bev Dunn**. The Committee members are **Drs. David Gimer, Bernee Dunson, and Jay Elliott.** ▀

# CDII

## Connecticut Dental Implant Institute

Dr. Joel L. Rosenlicht, Director

### BASIC COURSES

#### Implants

For the new Practitioner wanting to learn simplified implant dentistry techniques...

**Day 1:**  
Lecture & Model, hands-on workshop  
CE 8 Hours

**Day 2:**  
Observation of live surgery  
CE 4 Hours

November 6-7, 2008  
April 16-17, 2009  
October 1-2, 2009

### ADVANCED COURSES

#### Bone Grafting & Implants

For experienced implantologists looking for grafting techniques...

**Day 1 & 2:**  
Lecture & Live Surgeries  
CE 16 Hours

October 16-17 2008  
February 26-27, 2009  
June 18-19, 2009

**REGISTER TODAY!**

Contact:  
Melissa G. Mazzola  
**860.649.2272**  
melissa@jawfixers.com

Visit us on the web at:  
**www.JawFixers.com**

**ADAC·E·R·P®**  
CONTINUING EDUCATION RECOGNITION PROGRAM

Located at our Surgery Center in Manchester, Connecticut

# Admissions and Credentials Board

## Computer-Based Examination Launched:

Part 1 (written) of the Associate Fellow examination was given in the computer-based format for the first time August 4 – 8. Dr. Richard Rapoport, who is from Montreal, Quebec and one of the first to take the computer-based examination, was enthusiastic about his experience. “It was fantastic to be able to write the exam here in Montreal. Two factors were very significant to me: being away from my practice for only a few hours and having no travel expenses. The Pearson Vue Testing Center met all the criteria for a professionally administered exam that completely ensures that the

candidate is properly tested and at the same time maintains the security of the test questions,” said Dr. Rapoport.

In 2009, the computer-based exam will be available February 9 – 13, September 14- 18 and December 7 – 11.

Applications for the computer-based exams must be received in the AAID Headquarters Office four months before the examination period begins.

When an application for the computer-based exam is accepted, the Academy sends the applicant a written authorization to schedule an examination at his or her choice of the over 230 Pearson Vue testing centers located around the world.

The print format of the Part 1 exam continues to be given at the end of the US-based AAID MaxiCourses® and at the Annual Meeting. This year, it will be given three more times at the following times and locations:

November 2  
San Diego, California

December 6

Atlanta, Georgia

December 12

Loma Linda, California

Applications and fees for these three examinations are due in the Headquarters Office at least 30 days before each of these examinations.

**Applications for 2009 Oral/Case Examinations Due February 1:**  
Applications for the 2009

Fellow examination and Part 2 (oral/case) of the Associate Fellow exam are due in the Headquarters Office February 1. The 2009 examinations will be held in Chicago, April 30 – May 1.

The 2009 annual oral/case examination is the last one that will be held during the four-year eligibility period of those who passed Part 1 (written) of the Associate Fellow examination in 2005.

All materials related to the Fellow and Associate Fellow examinations are posted on the AAID website ([www.aaid.com](http://www.aaid.com)) in the Credentialing section. They are also available from the Headquarters Office upon request. ▀

## Interview

continued from page 15

Our executive director Sharon Bennett has made a very smooth transition with the Board of Trustees and the staff of the headquarters office. I feel that all the employees work well together. They are a strong cohesive unit, which allows the Academy to function from a position of strength

**Dr. Dunn, please share with the membership something about yourself. What do you like to do when you're not knee deep in implant dentistry?**

I enjoy spending time with my wife Alana and our cocker spaniel Bogey. Alana and I play golf and enjoy entertaining in our home. We value the many new friendships that we have

made in our community and enjoy traveling and learning about our new home state of Florida. I have continued my hobby of wine collecting. After much frustration and patience I have learned how to make a digital DVD slide presentation with music. This digital format is now used for our photo albums. The fitness center has become part of my life and I am on the grievance committee at the golf club. We also enjoy visiting our grandchildren and spending time with family.

**Do you have any closing thoughts for the membership?**

I look forward to being president of the AAID and I will do my best to continue to make it the best dental implant organization in the world.

**Dr. Dunn, I want to thank you so much for spending this time with us. I know the Academy will be in wonderful hands this upcoming year and we certainly wish you the very best as you work hard towards helping better our Academy.** ▀

**Check out [www.aaid.com](http://www.aaid.com) to get the most out of your AAID membership.**

## Industry News

continued from page 9

the 3.0 mm ISD Mini Transitional Dental Implant, the new long-term, self-tapping 3.0 mm I-Mini™ Dental Implant is now gamma radiated with new sterile packaging designed for direct implant placement capabilities. To compliment the launch of the new implant, OCO Biomedical has also released a new economical surgical kit specifically designed for placement of the 3.0 mm I-Mini™ Dental Implant line.

The wider body 3.0 mm diameter offers a highly aggressive thread pattern and the patent-pending OCO Biomedical bull-nose/auger tip condenses and locks into the bone – resulting in superior osseointegration and immediate stabilization. As a true mini implant, the I-Mini™ can be used in thin ridge applications with the stability and strength of a larger diameter implant.

With the same implant design as the original 3.0 mm ISD Mini Transitional Dental Implant, the new 3.0 mm I-Mini™ implant shares a long history of success with a better than 99.9% reported success rate since the introduction of the 3.0 mm ISD Implant in 2003. The auger-like/bull-nose tip of the I-Mini™

implant is safe and not forward cutting. The tip condenses bone around the apex for a true mechanical lock. The implant is designed to stop at the depth established by the pilot drill and incorporates a unique, side cutting final drill for the complete osteotomy to optimize this locking action.

For more information on OCO Biomedical, Inc. and the Dual Stabilization® and I-Mini™ Dental Implant Systems, please visit [www.ocobiomedical.com](http://www.ocobiomedical.com), or call 800-228-0477.



### Denture Teeth - Justi Blend

In response to current difficult times for small to medium size American laboratories, **Justi Blend** is introducing a special house brand promotion for its multi layered-blended plastic teeth. The Justi Blend Hollywood Teeth product is made with pride in the USA and is now available in a special Working Mold Guide (WMG) that contains 35 anterior sets and 36 posterior sets. This WMG can be ordered with assorted

shades or in one shade.

For more information, contact: Emilio Pozzi at Justi Hollywood Teeth, a division of American Tooth Industries

Tooth Express® Phone: (800) 628-1437; E-mail: [info@americantooth.com](mailto:info@americantooth.com); [www.americantooth.com](http://www.americantooth.com)

### DEXIS® And DENTRIX® – In Sync For Greater



### Efficiency New Software Integration Offers Advanced Functionality

DEXIS, LLC introduced DEXIS® Integrator™ for DENTRIX® — a new level of seamless integration between two powerhouse products, DEXIS Digital X-ray and DENTRIX Practice Management.

Designed to improve workflow and efficiency for the entire dental team, this exclusive offering provides direct and immediate one-click access to all the patient's images, to DEXIS imaging software, and to image acquisition — all from within the patient's DENTRIX chart. Expanding efficiency even further is the simplified process of image attach-

ment for referrals, cases, and e-claims.

The key to this new level of integration is the DEXIS Image Pane that allows the dental team member to view and access all available intra- and extra-oral, X-ray and camera images for the patient, and then easily and quickly select specific images for administrative and clinical functions.

Adding to the clinical value of Integrator is the ability to enlarge an image up to full-screen, and even apply ClearVu™ image enhancement as well as annotations, all without leaving the DENTRIX chart. Another click leads to the full, feature-rich DEXIS software. Other new features include image indicators on the chart which alert the clinician of pre-existing images for each tooth, full integration with Henry Schein's GURU™ Patient Education, and one-click attachment of selected images to web referrals, lab cases, and insurance e-claims.

Visit [www.dexis.com](http://www.dexis.com) to learn more about digital X-ray and the advantages of the DEXIS sensor and software. More information about the DENTRIX® Enterprise software is available at [www.dentrixenterprise.com](http://www.dentrixenterprise.com). For more information, visit the Henry Schein Web site at [www.henryschein.com](http://www.henryschein.com). ▀

## Education Committee

### Soft Tissue Management Course Scheduled

“Optimizing Implant Esthetics and Patient Satisfaction with Soft Tissue Grafting,” is a new course that the Academy will present November 20 – 21, 2008 at Touro University College of Osteopathic Medicine, Henderson, NV. The faculty includes **James Rutkowski, DMD**, course director, and **Lee Silverstein, DDS, MS**.

This lecture/participation course focuses on the knowledge and skills needed to perform basic free gingival and connective tissue grafts, including the use of platelet-rich plasma. Postoperative pain control techniques applicable to graft cases as well as all areas of dentistry are also included.

The course brochure is posted on the AAID Web site. Course tuition is \$795 for members, \$1,095 for non-members and \$150 for allied dental staff. Registrations must be received by November 3.

Salvin Dental Specialties, Inc. and BioHorizons are the course sponsors.

### Bone Grafting Course

Thirty dentists and four allied staff members participated in the AAID’s highly acclaimed Bone Grafting Course at Wright State University, Dayton, Ohio, June 27 – 28. Four of the dentists were from Japan and one was from Ireland.

**Marc Lipkin, DMD**, Souderton, PA, who attended the course with his assistant said, “ We



**Joseph Bedich, DDS**, answers a question during a Bone Grafting Course laboratory session.

were so impressed that such a dynamic group of people could be together in one place at one time to present such comprehensive and impressive information. We truly learned a lot. I do not know how to express my thanks and gratitude to Dr. Rutkowski and the other members of the staff for such a wonderful and productive two days.”

**James L. Rutkowski, DMD**, Clarion, PA, is the course director. The lecturing faculty at Wright State also included **Craig D. Cooper, DDS**, Indianapolis, IN; **Lee H. Silverstein, DDS, MS**, Atlanta, GA; and **Barry Loughner, DDS, PhD**, Orlando, FL. Assisting with laboratory instruction this

year were **Rick A. Barstow, DDS**, New Concord, OH; **Joseph Bedich, DDS**, Cortland, OH; **James Fennell, DDS**, Norwood, OH; and **Dale Spencer, DDS**, Hickory, NC. Course sponsors were Curasan, Makers of Cerasorb; BioHorizons; Implants, Inc.; Salvin Dental Specialties, Inc.; Sybron Implant Solutions and Zimmer.

The course was presented twice this year, at Touro University Nevada, which is in Henderson, and Wright State University. Next year, it will also be presented twice and at the same two locations – January 8 – 9, 2009 at Touro University Nevada and June 26 – 27, 2009 at Wright State University. ▶

## Mark your calendar!

### “The Exotic Side of Implant Dentistry”

**Acapulco Princess**

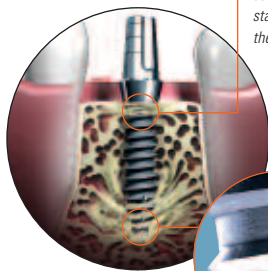
**Acapulco, Mexico**

**May 14-16, 2009**


[IMITATIONS?]



**NEXT  
GENERATION**  
IN DENTAL IMPLANT TECHNOLOGY



*Mini/Cortic-0  
Threads™ lock into  
cortical bone and  
stabilize the top of  
the implant*



*Bull-nose/Auger tip condenses  
bone and creates a biomechanical  
lock. This stabilizes the apex of the  
implant by creating tension and  
pulling bone around the tip*

*The Original*  
**Dual Stabilization®  
Dental Implant System**

## Return to sender

Imitations make for good entertainment, but when it comes to the long-term stability of a dental implant, you want the king. Four years ago, OCO Biomedical led market innovation with the original Dual Stabilization® Dental Implant System that incorporates an auger/bull-nose tip that actually locks into and condenses bone around the apex while mini/Cortic-0 Threads™ lock into the cortical bone, stabilizing the top of the implant. This dual locking system eliminates any fulcrum point for movement and gives you a solid, stable platform to work from. The result: rockin' solid implants with off-the-charts, market-proven performance!

To learn more about the Dual Stabilization® Dental Implant System or how our one-day training program can improve your profitability, call 800.228.0477.

**One-day training program dates: November 14 • December 12 • January 9 • February 6.**



**OCO BIOMEDICAL**

800.228.0477 | [ocobiomedical.com](http://ocobiomedical.com)

# Continuing Education Bite

## AAID MaxiCourses® 22nd Annual MCG/AAID MaxiCourse®

“Comprehensive Training Program  
in Implant Dentistry”  
Monthly March through December  
Contact: Lynn Thigpen  
Phone: 800-221-6437 or  
706-721-3967  
E-mail: lbthigpen@mcg.edu  
Web site: www.mcg.edu/ce

## 20th Annual Implant Maxicourse®-NYC

Dr. A. Norman Cranin  
September 2008 – June 2009  
1 weekend per month  
Contact: Ethel Bruck  
Phone: 718-983-1157  
E-mail: ebaebl@aol.com  
Web site: www.dentalimplant  
course.com

## OAGD/AAID Maxicourse® 2008

Oregon Academy of General  
Dentistry  
OHSU School of Dentistry  
September 2008 – June 2009  
1 weekend per month  
Contact: Bernie  
Phone: 503-228-6266  
E-mail: oagd@teleport.com

## Loma Linda University/AAID Maxicourse®

Loma Linda California  
Monthly March through December  
1 weekend per month  
Continuing Dental Education  
11245 Anderson St.; Suite 120  
Loma Linda, CA 92354  
www.llu.edu/llu/dentistry/cde/  
courses/annualstudyclub

## 5th Annual Maxicourse® on Oral Implantology (India)

August 2008 – July 2009 1  
weekend per month  
New Delhi, India  
Contact: Dr. Shankar Iyer  
E-mail: drsiyer@aol.com  
Web site: www.aaid-india.org

## Annual Maxicourse® on Oral Implantology (South Korea)

Monthly March through December  
Contact: Dr. Jaehyun Shim  
E-mail: dental-care@hanmail.net  
Web site: www.kdi-aaid.com

## Courses presented by AAID credentialed members\*

### U.S. Locations

#### Basic and Advanced Implant Mini-Residency in Surgery & Pros. and Live Surgery Weekend

Zimmer Dental Training Course  
John C. Minichetti, DMD  
Contact: Lisa McCabe  
Phone: 201-871-3555  
Web site: www.englewooddental.com

#### Connecticut Dental Implant Institute

Joel L. Rosenlicht, DMD, Director  
\* Advanced Bone Grafting I & I  
\* Basic Implant Dentistry  
\* Advanced Implant Dentistry  
All courses feature live surgeries  
and hands on model workshops  
Venue: Rosenlicht Oral & Facial  
Surgery Center, Manchester, CT  
Contact: Melissa Mazzola  
Phone: (860) 649-2272  
E-mail: Melissa@jawfixers.com  
Web site: www.JawFixers.com

#### Fixed Removable Implant Treatment

Carol Phillips, DDS  
Contact: Melissa Martin  
Phone: 800-549-5000

#### Hands On Training Institute

Dr. Ken Hebel  
Hands On Implant Training –  
Prosthetics, Surgery and Bone  
Grafting  
Contact: Kerri Jackson  
Phone: 888-806-4442 or  
519-439-5999  
E-mail: info@handsontraining.com  
Web site:  
www.handsontraining.com  
Programs held throughout the year  
in Canada, New Jersey,  
California and Texas

#### Linkow Advanced Implant

Courses Online  
Contact: Cecilia Serbanescu  
Fax: 201-592-0798  
E-mail: implants@linkow.com  
Web site: www.linkow.com

#### Mini-Residency in Implant Dentistry Featuring Hands on Workshops & Live Surgeries

Louie Al-Faraje, DDS

Location: San Diego, CA &  
Mahwah, NJ  
Phone: 858-496-0574  
E-Mail: accessdental@  
mindspring.com  
Web site:  
www.implanteducation.net

#### Midwest Implant Institute Externship – Bring your Own Patients

Drs. Duke & Robert Heller  
Contact: 614-885-1215  
E-mail: dukeheller@copper.net  
Web site: www.midwestimplant  
institute.com

#### Pathway Learning Series Swiss Implants, Inc.

Carol L. Phillips, DDS, Director  
84 CE Units – Six 2-Day Workshops  
Contact: Julie Hansen  
Phone: 805-781-8700

#### Pikos Implant Institute

Michael A. Pikos, DDS  
Advanced Bone Grafting,  
Advanced Bone Grafting II,  
Contact: Alison Thiede  
Phone: 727-781-0491  
E-mail: learn@PikosInstitute.com

#### Sendax Mini-Implant Seminars & MDI Mini Residencies

Advance MDI Training: Fixed &  
Removable & Hybrids  
Seminar: Full Day Program with  
live surgery & hands-on!  
Contact: Brandi Jones  
Phone: 800-879-9799 or 212-753-  
2775  
Fax: 212-753-9064  
E-mail:  
vis@sendaxminidentimpl.com  
Web site:  
www.sendaxminidentimpl.com

#### Tatum Institute USA

Clearwater, FL  
Implant Surgery and Implant  
Prosthetics Bone Expansion,  
Sinus Augmentation, and  
Comprehensive Dentistry  
Contact: Rebekah Register  
Phone: 727-459-4910  
tatumSurgical@tampabay.rr.com

#### Outside U.S. Locations Beirut Implant Dentistry Center

CE Courses Survey of Surgical and  
Prosthetic Implant Care

Drs. Jihad Abdallah & Andre Assaf  
Contact: Mahia Cheblac  
Phone: +961 1 747650 or  
+961 1 747651  
Fax: +961 1 747652  
E-mail: beirutidc@hotmail.com

#### The D.M. Vassos Dental Implant Centre Introductory & Advanced Surgical & Prosthetic Programs

Dr. D.M. Vassos  
Mentor Program – Hands on  
Program over six Saturdays  
Begins Fall 2008  
Contact: Rosanna Frey  
Phone: 780-488-1240  
E-mail: rosanna@dmvassos.com  
Web site: www.dmvassos.com

#### Implant Smile Center, Alberta, Canada

‘Hands-on’ Introductory to  
Advanced Surgical and  
Prosthetic Implant Courses  
with Live Surgery.  
Dr. Robert E. Leigh, Director  
Year-round, Custom Tailored and  
5-DAY MINI-RESIDENCY  
Courses  
Contact: Anita Leigh  
Phone: 1-888-877-0737 (Toll Free)  
E-mail: staff@  
albertadentalimplants.com  
Web Sites:  
www.implantSmilecenter.com  
www.albertadentalimplants.com

#### Pacific Implant Institute

Dr. Ron Zokol  
Comprehensive Training in  
Implant Dentistry  
September through June  
Location: Vancouver, B.C. Canada  
Contact: Phyllis Vineberg  
Phone: 1-800-668-2280  
E-Mail: phyllis@piidentistry.com  
Web site: www.piidentistry.com

#### Study Clubs\*

#### New Jersey Lincroft Village Dental Implant Study Group

Treatment planning, bonegrafting,  
prosthetics  
Richard J. Mercurio, DDS  
Contact: Martha Doucette  
Phone: 732-842-5005  
E-mail: lvdimplantstudygroup.com

see Calendar p. 24

*Designed  
to help  
get you  
into a  
tight  
spot.*



***Without the heat and vibration of prepping in the mouth.***

*The Zimmer® 3.0 One-Piece Implant.*

***The cool solution for tight spaces.***



Stay cool even in the tightest of spots! Visit [www.zimmerdental.com/coolsolution.aspx](http://www.zimmerdental.com/coolsolution.aspx) or call us toll-free at 800 854 7019 to see just how cool our *Zimmer* 3.0 One-Piece Implant really is.

To receive our eNews visit us at [www.zimmerdental.com/news\\_eNewsletterSignUp.aspx](http://www.zimmerdental.com/news_eNewsletterSignUp.aspx)

©2008 Zimmer Dental Inc.



**zimmer** | dental  
*Confidence in your hands™*

[www.zimmerdental.com](http://www.zimmerdental.com)

# Membership

## NEW MEMBERS

The AAID is pleased to welcome the following new members to the Academy. If you joined the Academy recently and your name does not appear, it will be listed in the next newsletter. We have changed the way we are presenting the names of new members. The list is organized by state and then alphabetically by last name of the new member. We have also included the city where the member has his or her office. Contact your new colleagues and welcome them to the Academy.

### ARIZONA

Kevin Howard Otteson, DMD  
Chandler  
Marlo Robinson, Glendale  
Jerry Sparks, DDS  
Paradise Valley

### CALIFORNIA

Neal C. Murphy, DDS,MS  
Agoura Hills  
Viorela Bauer, Arroyo Grande  
Martha Sanger, DDS  
Bakersfield  
Mohammad Ahmadi, DDS  
Bell  
Shena Bhalia, DDS  
Brea  
Hyacinth Ezeani, DDS  
Carson  
Dan Biggs, MD  
Chula Vista  
Luis Carlos Bustamente Gomez, DDS  
Chula Vista  
Reza Khazaie, Concord  
Rupen K. Shah, DDS  
Corona  
Rawan Nofal, BDS  
Cupertino  
Neeta Soni, DDS  
Diamond Bar  
Jasvinder Singh Badwalz, DMD  
Elk Grove

Jabran Alemi, DDS  
Escondido  
Stella Patricia Patino, DDS  
Escondido  
Eugene John Schmidt, DDS  
Fountain Valley  
William Hardee, DMD  
Gardena  
Michael Walter Long, DDS  
La Quinta  
Ruth Cabral-Teixeira, DMD  
Livingston  
Kai-Chiao Joe Chang, DDS  
Loma Linda  
Gregory Lee Sawyer, DDS  
Los Gatos  
Yewtai Fredrick Tan, DDS  
Mill Valley  
Robert F. Smith, DDS  
Moren Valley  
Juliet Lentejas, DMD  
Moreno Valley  
David Leslie Reagan, DDS  
Moreno Valley  
Nancy Azizi, DDS  
Napa  
Iping Iris Liu, DDS  
Norwalk  
Kirit Patel, BDS  
Palm Springs  
Suneetha Garlapati, BDS,MDS  
Rancho Cucamonga

Mayur B. Mehta, BDS  
Redondo Beach  
Ambartsum Maytesyan, DDS  
Reseda  
Michael Narodovich, DMD  
Sacramento  
Allan Baldawi, DDS  
San Diego  
Roland Goldberg, DDS  
San Diego  
Ralph E. Hoffman, DMD  
San Francisco  
Rigoberto Cervantes, DDS  
San Jose  
Darshita Talim, DDS  
Stanton  
Stanley B. Lin, DDS  
Sunnyvale  
Michael Rose, DDS  
Susanville  
Loc Huynh, DMD  
Union City  
Julia Kasper, DDS  
Woodside  
Henry Kim, Jr., DDS  
Yucaipa

### COLORADO

Mayya Acherkan, DDS  
Aurora  
David Russell Baer, DDS  
Centennial  
Colleen Sue Carter, DDS  
Denver  
Victor H. Burdick, Jr., DDS  
Littleton

### CONNECTICUT

John Patrick Carroll, DMD  
Glastonbury  
Quan Anh Tran, DMD  
New Haven

### DISTRICT OF COLUMBIA

Michael F. Lamb, DDS  
Washington

### FLORIDA

Shea M. Tolbert, DMD  
Clearwater  
Frank Dusty May, DMD  
Port Saint Joe

### GEORGIA

Thomas Frank Figliorelli, Jr., DMD  
Augusta

### ILLINOIS

Jerome Usheroff, DDS  
Chicago  
Kevin Martin  
Bargamian, DMD  
Crestwood  
Anna R. Smith, DMD  
Godfrey  
Jennifer L. Splitt Krull, DDS  
Lemont  
Brett Blacher, DDS  
Lombard  
Kenneth Michael Lutsch, DDS  
Machesney Park

Brian C. Back, DMD  
O'Fallon

### KANSAS

Kreg Boynton, DDS  
Wichita

### MARYLAND

Paul Ronald Miller, DDS  
Glen Burnie

### MASSACHUSETTS

Druthil Belur, DMD  
Boston  
Anna Tamara Jotkowitz, BDS  
Boston  
Reza M. Madani, DMD  
Framingham  
Rima Abdallah, BDS  
Newton

### MICHIGAN

Shenna Allen, DMD  
Carsonville

### MINNESOTA

Hardeep Birdi, DMD,MS  
Minneapolis  
Sarah J. Jorgenson, DDS  
Winsted

### MISSISSIPPI

Jonathan Germany, DMD  
Brandon  
Samuel Reid Lester, DMD  
Madison

see Membership p. 26





# SIMPLIFIND

Tap into the incredible network of the American Academy of Implant Dentistry with the Dental Industry Marketplace. Powered by MultiView, the Dental Industry Marketplace is the premier search tool for your practice. Find the products and services you need, within the network of the association you trust.

Simplifind your search today at [aaid.com](http://aaid.com).



## Membership

continued from page 24

### NEVADA

Jason Ferguson, DDS  
Fallon  
Michael Flores, DMD  
Las Vegas  
Alister Man, DMD  
Las Vegas  
Robert Fraser Devin,  
DDS  
Reno

### NEW JERSEY

Andrew I. Kleiman,  
DMD  
Clark  
Aaron Z. Rapps, DDS  
Hackensack  
Jan Morris Franklin,  
DDS  
Lakewood  
Rabie Shanti, DMD  
Newark  
Boris Alvarez, DDS  
Verona

### NEW YORK

Safwat Afifi, DMD  
Bronx  
Robert Phillip Cukier,  
DDS  
Brooklyn  
Daniel Domingue,  
DDS  
Brooklyn  
Frank J. Fruce, DMD

Fulton  
Wilma F. Antonio,  
DDS  
New York

### NORTH CAROLINA

Omar Paredes, DDS  
Greenville  
Anthony Horalek,  
DDS,MS  
Raleigh  
Kara Henderson, DDS  
Warrenton

### OHIO

Matthew Joseph  
Croston,  
Akron  
Ronald E. Kerby, DMD  
Columbus  
William M. Aerni,  
DDS  
Strongsville

### PENNSYLVANIA

Edmond M. Kotary,  
DMD  
State College  
Chad Gretzula, DMD  
Warminster

### RHODE ISLAND

David James Ward,  
DMD  
Woonsocket

### SOUTH CAROLINA

Talmadge DeWitt  
Wilkins, DMD  
Aiken

Jason Solomon, DMD  
Charleston  
Kristina L. Hapney,  
DMD  
Simpsonville  
Michael A. McGinnis,  
DDS,MS  
Sumter  
Robert Renner, DDS  
York

### TENNESSEE

Timothy M Campbell,  
DMD  
Clarksville

### TEXAS

Kenneth Max Comber,  
DDS  
Amarillo  
Karen Lloyd Naples,  
DDS  
Cedar Park  
Brian C. Jackson, DDS  
Henderson  
Todd A. Kovach, DDS  
Lubbock

### UTAH

Justin Carter, DDS  
Logan

### VERMONT

Ryan D. Goslin, DDS  
Burlington

### VIRGINIA

Ivona Cristi, DDS  
Charlottesville

### WASHINGTON

William Kenner, V,  
DDS  
Seattle  
Keith Martin Phillips,  
DMD,MSD  
Tacoma  
Leonard Pierce,  
DDS,MS  
Wenatchee

### WISCONSIN

Brian J. Wackwitz, DDS  
Madison  
Jared Harding, DDS  
Milwaukee  
Eddie Morales, DDS  
Milwaukee

### CANADA

#### BRITISH COLUMBIA

Mahesh Lodhia, BDS  
Abbotsford  
Michael P. Hansford,  
DMD  
Kamloops  
Chung Wo Lui, DDS  
Mission  
Jimmy Loo, DMD  
Richmond  
Jana Sabo, DDS  
Vancouver  
Christian Len, DMD  
White Rock

#### ONTARIO

Sanjay Saran Mathur,  
BDS  
Etobicoke  
Gregory Villeneuve,  
DDS  
Ottawa  
Brian Salvo, DDS  
Richmond Hill  
Allen Aptekar, DMD  
Vaughan

#### SASKATCHEWAN

Ramesh Raja, DMD  
Lloydminster

#### EGYPT

Sherif Taha, BDS  
Louran, Alexandria

#### FRANCE

Pierre Bodin, DDS  
Boulogne  
Nicolas Bavoux, DDS  
Paris  
Zaghroun Elliott, DDS  
Paris

#### ITALY

Mario Santagata,  
MD,PhD  
Aversa

#### JAPAN

Katsura Kinoshita,  
DDS  
Izumitsu-shi,  
Osaka  
Kazuhiro Yamaguchi,  
DDS  
Shijonawate, Osaka

### MALAYSIA

Ahmed Abdullah, BDS  
Melaka, Melaka

### PHILIPPINES

Noel Natividad  
Velasco, DMD  
Quezon City

### QATAR

Walid Tayeb Altayeb,  
DDS,MSD,PhD  
Alsadd, Doha

### SOUTH KOREA

Ha Heon Bong, DDS  
Chung Ju-si  
Jeong-Cheol Lee,  
DDS,MSD  
Gun-Po City, Kyung-  
Gi Do  
Bumyong So, DDS  
Incheon Gyeong-  
Gu  
Won Cheol Lee,  
Seongnam-si,  
Gyeonggi-do  
Hyung gu Im, DDS  
Seoul  
Yoo Jong Kyun,  
Seoul  
Yogyung Kim, DDS  
Seoul  
JaiHyeok Kwak, DDS  
Seoul  
Dae Woong Lee, DDS  
Seoul  
Kweon Suk Min, DDS  
Seoul  
Yoon Sik Ra, DDS  
Seoul  
Lee Sang-Min,  
Seoul  
Je Yoon Shin,  
Seoul  
Jiwon Terry,  
Seoul  
Kwang Su Lee, DDS  
Seoul, Gang seo gu

### TRINIDAD & TOBAGO

Peter Martin, DDS  
D'Abadie

## Calendar

continued from page 21

### New York

CNY Implant Study Group  
November 19, 2008 – "Treatment Planning the Edentulous  
Maxilla/Mandible with Removable Overdentures"  
Speaker: Brian Jackson, DDS  
"Laser Welded Technology – Live Demonstration"  
Speaker: Paul Giovannone, CDT  
Contact: Melanie – Course Coordinator  
Phone: 315-724-5141  
E-mail: bjddsimplant@aol.com

\* This calendar section is available to any credentialed member of the AAID to post information about implant education courses offered by the member. The member must agree to provide the list of attendees to AAID in exchange for publication of the course in the calendar



# 10

## LECTURE PRESENTATIONS

With slides and corresponding surgical broadcasts

Chris Church, MD • Philip Boyne, DMD • Hilt Tatum Jr, DDS  
Thomas Taylor, DDS • Robert B. Summers, DMD  
Steve Wallace, DDS • Craig Misch, DDS • Howard Chasolen, DMD  
Ole T. Jenson, DDS • Bozena Wrobel, MD

**Meeting Chairman: Nicholas Caplanis, DMD, MS**

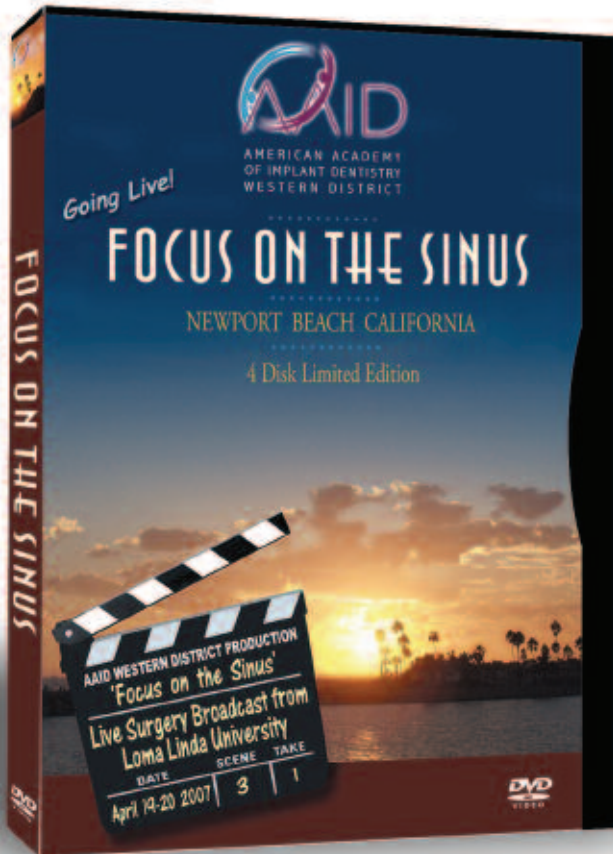
"Going Live! Focus on the Sinus" demonstrated contemporary sinus augmentation techniques used in the reconstruction of the deficient posterior maxilla in preparation for dental implants.

Some of the world's most respected speakers on sinus augmentation were assembled for this exciting and innovative 2-1/2 day conference in Newport Beach, California, sponsored by the American Academy of Implant Dentistry's Western District.

Surgical procedures were performed concurrently at Loma Linda University directed by Dr. Jaime Lozada.

These live surgical broadcasts demonstrate the various sinus augmentation techniques and complement the lecture presentations.

This special edition 4 DVD collection includes 10 lectures combined with slides and 4 surgical demonstrations.



*"Just like being in the OR"*

**\$295<sup>00</sup>\***

\*Plus shipping and handling  
While supplies last

Please call the American Academy of Implant Dentistry to order at:

**1-312-335-1550**

or online at **www.aid.com**

## Legal Bite

continued from page 8

third molar extractions are necessitated by the patient's complaints of pain, swelling, muscle tenderness or other symptoms associated with a partially impacted third molar. Most 'reasonable' people in the same or similar circumstances would likely accept the treatment (removal) even fully appreciating the risks of a potential nerve injury, infection, swelling, etc. Fortunately, in the vast majority of cases such risks do not materialize. But the occasional case does result

in the foreseeable risks occurring and the attendant injury to the patient.

Clearly the answer to the question as to whether or not a patient gave an 'informed consent' can be largely provided by written documentation in the patient chart. Such would reflect the treatment proposals, the foreseeable risks attendant with each treatment option, and the patient's signature attesting to the fact that the patient fully understands the treatment options and related risks, and consents to a specific treatment plan. While such a document does not

prevent an allegation of lack of informed consent in a malpractice suit, it does make the patient's evidentiary hurdle greater and can even result in a potential plaintiff's attorney declining to accept the case.

Conversely, if a patient sustains an injury that is commonly associated with a certain procedure (i.e., a partial paresthesia resulting from the removal of a bony impaction of a lower third molar), written documentation that establishes informed consent will not absolve the dentist from the injury having resulted from negligent treatment.

The informed consent merely reflects the patient's acceptance of the risk, assuming the procedure is performed within the standard of care. If the injury was foreseeable, BUT caused by the dentist's negligence in the treatment rendered, the patient may not have a claim related to consent, but rather whether or not the injury was caused by a deviation from the accepted standards of care.

Indeed, both legal doctrines are separate and distinct, and the distinctions do make a difference relative to any potential liability for the dentist! ▀

# Pikos Implant Institute Course Continuum

CT Diagnosis and Treatment Planning

Foundational Implant Surgery

Implant Soft Tissue Grafting

Advanced Bone Grafting I

Advanced Bone Grafting II

Presented by:

Michael A. Pikos, DDS

Surgical Courses Featuring LIVE Surgery

Hands On Training

Unique, Comprehensive,  
Evidenced-Based Clinical Courses

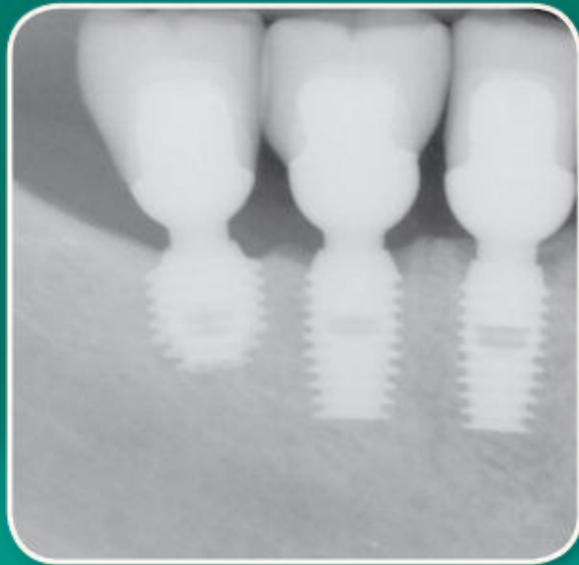
More than 2000 Alumni Since 1990



[www.PikosInstitute.com](http://www.PikosInstitute.com) • [Learn@PikosInstitute.com](mailto:Learn@PikosInstitute.com)

2711 Tampa Road, Palm Harbor, Florida 34684 • (727) 781-0491

# SHORT IMPLANTS



6.0 x 5.7mm

5.0 x 6.0mm

4.5 x 6.0mm

## WITH BICON'S SHORT IMPLANTS YOU CAN:

- ▶ Avoid vital structures
- ▶ Minimize bone grafting procedures
- ▶ Maximize placement possibilities
- ▶ Increase patient acceptance
- ▶ Offer a clinically proven solution

### CALL FOR MORE INFORMATION

CALL 800.88.BICON today and ask for a Short Implant information package including research articles, or visit [www.bicon.com/shortimplants](http://www.bicon.com/shortimplants)



**Stretch your imagination...  
exceed expectations...  
challenge your thinking  
about implant dentistry at  
AAID'S *57<sup>th</sup>* Annual Meeting**

- **Live Surgery**
- **24 hours of CE**
- **Over 1,000 implant professionals**
- **Tomorrow's challenges today**
- **World-wide live internet broadcast**
- **Leading experts from around the world**

*Beyond Boundaries*  
*Beauty, Function, Predictability*

**sandiego**

october 29-november 2, 2008

**[www.aid2008.com](http://www.aid2008.com)**

**312.335.1550**

*AAID—the leading organization for implant dentistry*

# aaid registration form 2008

Requests for refunds must be made in writing and received by October 1 for a 100% refund; between October 1 and October 15 for a 50% refund. Due to advance commitments to the hotel, no refunds will be made after October 15.

## Your Contact Information

Last name: \_\_\_\_\_ First Name: \_\_\_\_\_ Degree(s): \_\_\_\_\_

Address: \_\_\_\_\_ City: \_\_\_\_\_ State: \_\_\_\_\_ Zip: \_\_\_\_\_

Country: \_\_\_\_\_

Phone: \_\_\_\_\_ Fax: \_\_\_\_\_ Email: \_\_\_\_\_

AGD Member #: \_\_\_\_\_ (Required if AGD Member registering at AAID Member rates)

## A. Meeting Registration

### After 9/15/08

\_\_\_\_\_ AAID Fellow\* \$995  
\_\_\_\_\_ AAID Associate Fellow\* \$995  
\_\_\_\_\_ AAID General Member\* \$1045  
\_\_\_\_\_ AGD Member\* \$1045  
AGD Member # required  
\_\_\_\_\_ NonMember PLUS! Dentist \* \$1195  
[Includes Membership in AAID through November 30, 2008]  
\_\_\_\_\_ Nonmember\* \$1395  
\_\_\_\_\_ Life Member or Retired Member\* \$150  
\_\_\_\_\_ Technician \$225  
\_\_\_\_\_ Office Staff \$150  
Doctor's Name \_\_\_\_\_  
\_\_\_\_\_ Student \$75  
\_\_\_\_\_ Spouse Name \_\_\_\_\_ No Cost  
\_\_\_\_\_ Guest Name \_\_\_\_\_ No Cost

\* Includes one (1) President's Celebration ticket

\_\_\_\_\_ **A. Meeting Registration subtotal**

## B. Special Events

\_\_\_\_\_ \$ 80 ABOI Mock Board Presentation (Wed. Noon -1:30 pm)  
\_\_\_\_\_ \$ 79 Dental Lab Technician Program (Thurs. 8:30 am – 12:30 pm)  
(\$49 if member of California Dental Lab Association)  
NOTE: This course is included if registering for entire conference as Technician

\_\_\_\_\_ \$ 115 Program for Dentists New to Implants  
\_\_\_\_\_ \$ 55 ABOI Breakfast (Fri. 7 - 8 am)  
\_\_\_\_\_ \$ 95 Lunch & Learn Sessions (Fri. 12:00 pm - 1:15 pm)  
[Indicate top four choices using Lunch & Learn numbers from Preliminary Program]

\_\_\_\_\_ \$195 President's Celebration (Sat. 7:00 pm)

\_\_\_\_\_ **B. Special Events subtotal**

## C. Limited Attendance Workshops

Each Limited Attendance Workshop is \$115.

\_\_\_\_\_ LA1 Michael Klein, DDS - Computer Guided Surgery Workshop (Thurs. pm)  
\_\_\_\_\_ LA2 James Cherry, DMD - 3rd Generation Implant Design (Thurs. pm)  
\_\_\_\_\_ LA3 David Little, DDS - Course of Action (Thurs. pm)  
\_\_\_\_\_ LA4 Brian Young, DDS, MS - Keystone Dental EasyGuide™ (Fri. pm)  
\_\_\_\_\_ LA5 Todd Engel, DDS - NobelReplace™ Tapered Implants (Fri. pm)  
\_\_\_\_\_ LA6 Jack Krauser, DMD - Laser Textured Microsurface (Fri. pm)  
\_\_\_\_\_ LA7 Mazen Dagher, DMD - Advanced Computer Guided Surgery (Sat. am)  
\_\_\_\_\_ LA8 Matteo Chapasco, MD - New Trends for Optimizing Results (Sat.am)  
\_\_\_\_\_ LA9 Victor Sendax, DDS - Mini Dental Implants (Sat. am)

\_\_\_\_\_ **C. Limited Attendance Workshops subtotal**

\_\_\_\_\_ **Grand Total (A+B+C)**

### Method of Payment

Check Enclosed       Mastercard  
 Visa                       Discover

Signature: \_\_\_\_\_

Card: \_\_\_\_\_ Exp: \_\_\_\_\_

3 Digit Security Code from Back of Credit Card \_\_\_\_\_

### Send check, payable in US\$, and this form to the AAID:

American Academy of Implant Dentistry  
c/o Delaware Place Bank, Dept. 350  
190 Delaware Place  
Chicago, IL 60611

**Or register online at [www.aaid.com](http://www.aaid.com).**

**Or you may fax your form to 312-335-9090.**

**American Academy of Implant Dentistry • 211 East Chicago Ave., Suite 750  
Chicago, IL 60611 • P: 312.335.1550 or 877.335.AAID**

**Advancing the standard  
 of care for comprehensive  
 implant dentistry since 1951**

## Table of contents

<b>President’s Message.....</b>	<b>2</b>
<b>“Haute” Doc .....</b>	<b>4</b>
<i>AAID’s Best Stand-up Act</i>	
<b>Research Foundation Auction includes    Educational Courses .....</b>	<b>5</b>
<b>Clinical Bite.....</b>	<b>7</b>
<i>More and More, Dental Implants Preferred to Bridgework</i>	
<b>Legal Bite .....</b>	<b>8</b>
<i>‘Informed Consent’ versus ‘Negligence:’ A distinction WITH a    Difference!</i>	
<b>Industry News .....</b>	<b>9</b>
<b>Upcoming key AAID dates .....</b>	<b>10</b>
<b>Executive Director’s Report.....</b>	<b>11</b>
<b>News from the American Board of Oral    Implantology/Implant Dentistry.....</b>	<b>12</b>
<b>Interview .....</b>	<b>14</b>
<i>Interview with Beverly W. Dunn, DDS</i>	
<b>Academy News .....</b>	<b>16</b>
<b>Admissions and Credentials Board.....</b>	<b>18</b>
<b>Education Committe .....</b>	<b>20</b>
<b>Continuing Education Bite .....</b>	<b>22</b>
<b>Membership .....</b>	<b>24</b>

PRSRRT STD  
 U S Postage  
 PAID  
 Pontiac, IL  
 Permit No. 592